



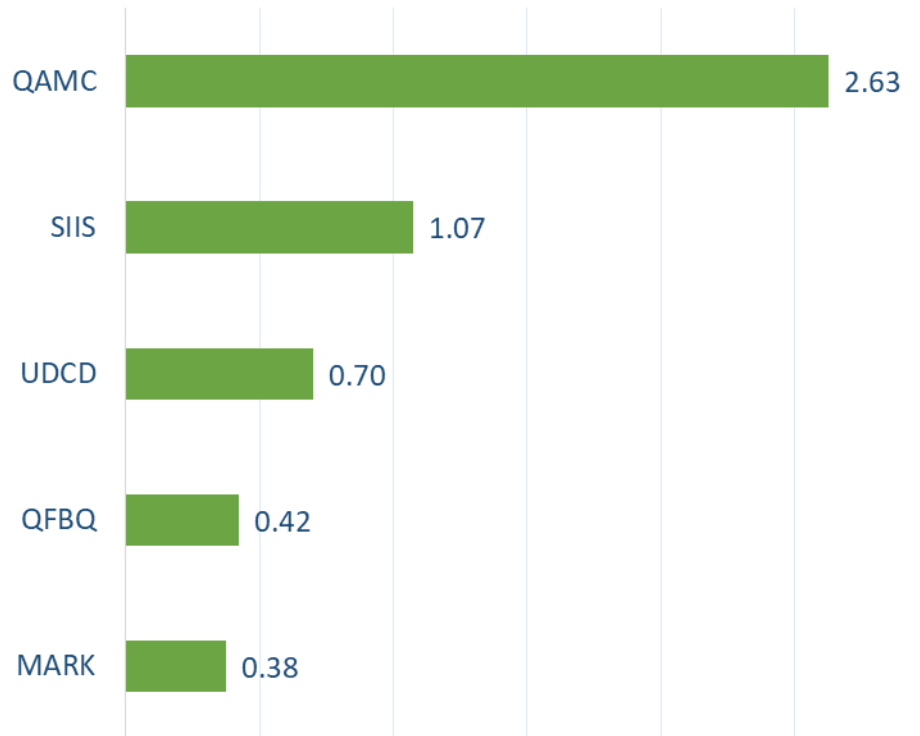
## Daily Report for Ownership Changes

12<sup>th</sup> of September 2021 Session

													12-Sep				
Stock Information			Qatari				GCC					Foreigners					
Company	Max Foreigners Ownership	Ownership	Daily Chg.	Last 7 Sessions Chg.	Last 14 Sessions Chg.	Last 28 Sessions Chg.	Ownership	Daily Chg.	Last 7 Sessions Chg.	Last 14 Sessions Chg.	Last 28 Sessions Chg.	Ownership	Daily Chg.	Last 7 Sessions Chg.	Last 14 Sessions Chg.	Last 28 Sessions Chg.	
QNBK	9,236,428,570	88.83%	-169,180	-6,075,128	-11,487,887	-26,127,867	0.2%	1,400	1,400	1,400	-147,186	10.9%	167,780	6,073,728	11,486,487	26,275,053	
QIBK	2,362,931,968	89.22%	-11,226	-896,231	-4,266,263	-8,486,628	0.3%	-130	-1,130	-1,130	-61,176	10.4%	11,356	897,361	4,267,393	8,547,804	
CBQK	4,047,253,760	79.61%	392,284	1,221,220	-2,356,132	-11,575,988	0.7%	0	0	9,767	174,368	19.6%	-392,284	-1,221,220	2,346,365	11,401,620	
DHBK	3,100,466,944	89.18%	158,331	-699,604	418,245	3,448,181	0.5%	0	0	0	0	10.3%	-158,331	699,604	-418,245	-3,448,181	
ABQK	2,429,662,976	99.83%	0	0	1,050	25,100	0.0%	0	0	0	0	0.2%	0	0	-1,050	-25,100	
QIKK	1,513,687,552	82.42%	-38,349	-633,543	-1,176,734	-2,021,212	0.3%	1	-22,248	-107,855	-123,855	17.3%	38,348	655,791	1,284,589	2,145,067	
MARK	7,500,000,256	81.01%	-320,765	-4,026,477	-14,537,956	-39,695,013	4.9%	-54,720	65,298	-18,375	-78,607	14.0%	375,485	3,961,179	14,556,331	39,773,620	
KCBK	3,600,000,000	88.36%	625,705	6,451,187	7,069,225	7,044,703	3.1%	0	0	0	0	8.8%	-625,705	-6,451,187	-7,069,225	-7,044,703	
QFBQ	700,000,000	80.38%	-424,093	1,341,386	3,333,268	2,450,178	9.1%	0	-532,250	-534,374	-531,255	10.5%	424,093	-809,136	-2,798,894	-1,918,923	
NLCS	494,801,984	85.79%	279,906	-1,373,821	-3,419,847	-5,711,296	1.5%	667,158	703,372	93,729	775,595	12.6%	-947,064	670,449	3,326,118	4,935,701	
DBIS	284,160,000	94.14%	-327,887	-1,132,256	-799,359	-874,373	0.6%	-46,000	28,500	11,577	-38,055	5.1%	373,887	1,103,756	787,782	912,428	
QOIS	315,000,000	66.24%	-269,469	-5,666,354	-6,276,452	-5,089,658	24.7%	0	33,074	-88,914	399,448	8.8%	269,469	5,633,280	6,365,366	4,690,210	
IHGS	56,635,808	75.72%	28,130	325,135	795,236	870,960	0.2%	0	-19,800	0	-5,273	23.3%	-28,130	-305,335	-795,236	-865,687	
ZHCD	260,696,700	99.27%	0	-4,781	-1,364	35,785	0.3%	0	0	0	0	0.3%	0	4,781	1,364	-35,785	
QGMD	115,500,000	89.41%	-63,592	993,385	2,221,909	3,147,501	1.0%	0	-97,789	15,699	5,639	13.4%	63,592	-895,596	-2,237,608	-3,153,140	
SIIS	1,143,145,870	86.07%	-1,220,344	-2,489,711	-12,541,304	-11,784,054	1.3%	145,349	490,944	449,771	1,209,951	11.6%	1,074,995	1,998,767	12,091,533	10,574,103	
BLDN	1,901,000,000	96.44%	-65,145	-1,381,612	-821,700	-2,829,346	0.0%	-14,780	24,851	-207,592	-2,660	3.2%	79,925	1,356,761	1,029,292	2,832,006	
MCGS	281,440,992	81.15%	2,063	-59,116	89,637	67,905	0.3%	0	-10,390	-10,390	-5,875	18.6%	-2,063	69,506	-79,247	-62,030	
QCFS	62,807,952	99.39%	0	0	80	-6,713	0.1%	0	0	0	0	0.5%	0	0	-80	6,713	
QFLS	994,255,744	87.45%	-79,993	-561,584	-713,889	-1,706,492	0.8%	0	1,000	901	-3,044	11.9%	79,993	560,584	712,988	1,709,536	
WDAM	180,000,000	74.91%	-4,001	295,403	144,212	164,381	0.4%	0	15,070	3,712	-6,498	24.7%	4,001	-310,473	-147,924	-157,883	
MCCS	456,192,000	98.43%	3	-4,830	67,293	136,356	0.1%	0	0	45,333	-20,859	1.3%	-3	4,830	-112,626	-115,497	
MERS	200,000,000	90.79%	-3,172	23,839	60,732	141,518	0.1%	0	0	-1,000	560	9.1%	3,172	-23,839	-59,732	-142,078	

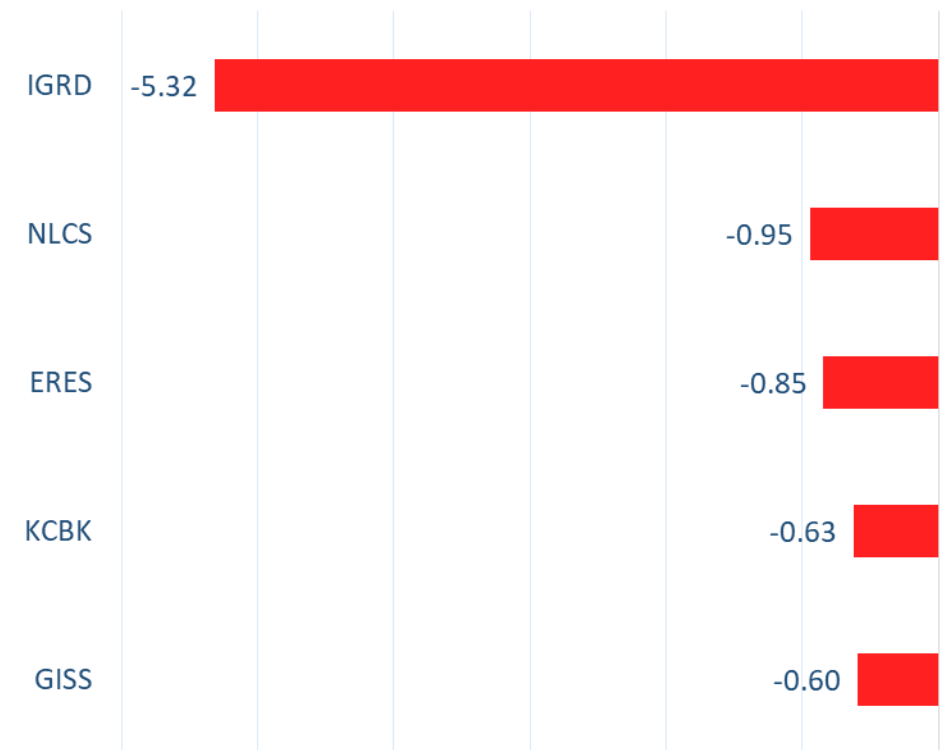
													12-Sep				
Stock Information			Qatari				GCC				Foreigners						
Company	Max Foreigners Ownership	Ownership	Daily Chg.	Last 7 Sessions Chg.	Last 14 Sessions Chg.	Last 28 Sessions Chg.	Ownership	Daily Chg.	Last 7 Sessions Chg.	Last 14 Sessions Chg.	Last 28 Sessions Chg.	Ownership	Daily Chg.	Last 7 Sessions Chg.	Last 14 Sessions Chg.	Last 28 Sessions Chg.	
QIMD	475,200,000	95.90%	9,404	794	-53,348	-379,798	0.3%	0	-2,000	-2,000	-1,980	7.5%	-9,404	1,206	55,348	381,778	
QNCD	653,528,960	96.20%	278	-75,861	-267,232	-421,208	1.1%	0	0	500	500	8.1%	-278	75,861	266,732	420,708	
IQCD	6,049,999,872	92.90%	-92,229	-1,099,358	2,979,072	3,255,188	0.0%	0	-18,700	-12,995	-5,990	1.6%	92,229	1,118,058	-2,966,077	-3,249,198	
QIGD	1,243,267,840	75.68%	-32,816	-1,183,057	-1,909,225	-460,560	0.1%	0	0	0	-87,686	23.7%	32,816	1,183,057	1,909,225	548,246	
QEWS	1,100,000,000	88.50%	5,006	364,280	824,487	1,573,575	0.4%	0	0	0	20	6.9%	-5,006	-364,280	-824,487	-1,573,595	
AHCS	6,300,000,000	98.30%	267,492	-1,282,937	-3,110,992	-4,140,880	0.0%	0	367,688	420,500	-49,568	0.9%	-267,492	915,249	2,690,492	4,190,448	
GISS	1,858,408,704	91.00%	627,523	-4,143,833	-2,513,460	-967,983	0.0%	-30,000	-59,704	101,143	-147,435	31.3%	-597,523	4,203,537	2,412,317	1,115,418	
MPHC	12,563,175,424	94.10%	-300,497	-2,171,856	-5,226,417	-5,029,611		32,500	52,500	-3,747	-12,988		267,997	2,119,356	5,230,164	5,042,599	
IGRD	830,000,000	86.50%	5,941,454	17,168,822	12,240,401	1,530,718	0.9%	-622,300	-324,692	-768,126	-254,590	3.0%	-5,319,154	-16,844,130	-11,472,275	-1,276,128	
QAMC	5,580,120,000	92.90%	-2,558,296	-19,780,129	-46,487,215	-54,539,022	0.4%	-70,000	-669,639	-336,995	-285,982	8.3%	2,628,296	20,449,768	46,824,210	54,825,004	
QATI	3,266,101,248	92.50%	193,633	158,310	462,621	4,435,519	0.8%	49,544	-66,736	-58,679	-299,543	5.7%	-243,177	-91,574	-403,942	-4,135,976	
DOHI	500,000,000	97.50%	0	79,397	-277,095	-190,155	0.8%	0	0	0	0	7.3%	0	-79,397	277,095	190,155	
QGRI	875,067,008	68.60%	-1,047	170	33,412	54,875	0.8%	0	0	0	14,000	3.4%	1,047	-170	-33,412	-68,875	
AKHI	255,279,024	93.70%	56,849	5,449	-266,232	280,398	0.2%	0	0	-6,784	-320,291	2.3%	-56,849	-5,449	273,016	39,893	
QISI	150,000,000	84.76%	0	43,989	72,960	29,448	0.1%	0	0	0	0	15.3%	0	-43,989	-72,960	-29,448	
QLMI	350,000,000	87.70%	70,520	101,763	77,332	-950,597	3.2%	0	0	4,000	5,500	16.3%	-70,520	-101,763	-81,332	945,097	
UDCD	3,540,862,500	84.20%	-743,340	-208,343	2,105,418	1,489,784	0.1%	42,981	42,981	62,981	173,100	29.6%	700,359	165,362	-2,168,399	-1,662,884	
BRES	3,891,246,336	88.40%	-134,469	-769,608	-2,195,587	-2,796,590	0.1%	0	2,080	102,080	126,280	11.7%	134,469	767,528	2,093,507	2,670,310	
ERES	26,524,966,912	99.00%	848,476	1,124,926	1,304,991	3,674,588	1.3%	0	-60,564	-64,238	-160,259	22.0%	-848,476	-1,064,362	-1,240,753	-3,514,329	
MRDS	1,157,624,960	90.50%	71,923	2,704,899	6,267,950	2,433,182	1.1%	12,618	-405,928	-887,308	-505,124	15.7%	-84,541	-2,298,971	-5,380,642	-1,928,058	
ORDS	3,203,200,000	77.10%	265,227	3,464,929	7,455,878	11,860,212	0.2%	4,215	4,215	258,414	269,900	11.4%	-269,442	-3,469,144	-7,714,292	-12,130,112	
VFQS	4,227,000,064	92.20%	14,641	415,221	3,347,983	7,694,105	4.9%	0	217,739	529,275	469,032	11.0%	-14,641	-632,960	-3,877,258	-8,163,137	
QNCC	1,145,251,968	91.00%	37,190	265,753	-88,450	-2,784,262	0.2%	0	0	0	20	6.8%	-37,190	-265,753	88,450	2,784,242	
GWCS	586,031,480	69.80%	56,687	318,733	811,503	771,701	0.1%	0	0	4,000	8,290	5.8%	-56,687	-318,733	-815,503	-779,991	
QGTS	5,540,263,600	82.80%	65,444	2,611,850	-918,967	-11,445,426	0.1%	0	-102,477	-138,765	-619,187	5.1%	-65,444	-2,509,373	1,057,732	12,064,613	

### Top 5 Companies bought (net) by **Foreigners** in the last session



In million shares

### Top 5 Companies sold (net) by **Foreigners** in the last session



In million shares



The figures represent a change in the number of shares.

Daily Change: The net change between 9<sup>th</sup> and 12<sup>th</sup> of September trading sessions .

Change for the last 7 sessions: The total daily net change for the last 7 sessions.


Change for the last 14 sessions: The total daily net change for the last 14 sessions.

Change for the last 28 sessions: The total daily net change for the last 28 sessions.

## **DISCLAIMER:**

The information contained was obtained from various public sources believed to be reliable, but we do not guarantee its accuracy. Wasata Financial Securities makes no representations or warranties (express or implied) regarding the data and information provided and Wasata Financial Securities does not represent that the information content of this document is complete, or free from any error, not misleading, or fit for any particular purpose. This report document provides general information only. Neither the information nor any opinion expressed constitutes an offer or an invitation to make an offer, to buy or sell any securities or other investment products related to such securities or investments.

This report document contained is subject to change without prior notice. Wasata assumes no responsibility to update the information in this report document.



Prepared by Ramzi Qasmieh

  
للأوراق المالية  
FINANCIAL SECURITIES

+974 44498880

[ramzi.qasmieh@Wasata.qa](mailto:ramzi.qasmieh@Wasata.qa)