



Daily Report for Ownership Changes

17th of October 2022 Session

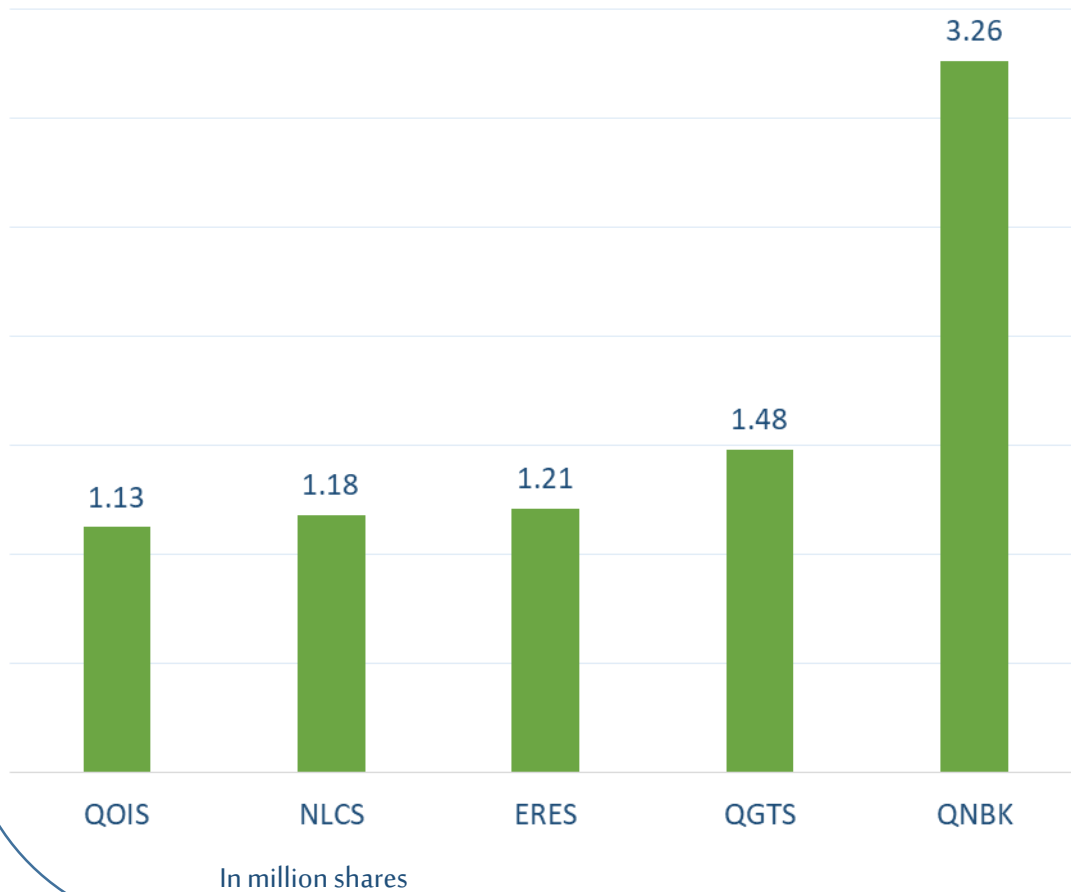
									17-Oct			
Company	Qatari				GCC				Foreigners			
	Daily Chg.	Last 5 Sessions Chg.	Last 10 Sessions Chg.	Last 20 Sessions Chg.	Daily Chg.	Last 5 Sessions Chg.	Last 10 Sessions Chg.	Last 20 Sessions Chg.	Daily Chg.	Last 5 Sessions Chg.	Last 10 Sessions Chg.	Last 20 Sessions Chg.
QNBK	-3,262,222	-1,865,010	-7,468,603	-11,154,736	0	570	-5,850	-28,828	3,262,222	1,864,440	7,474,453	11,183,564
QIBK	-106,166	-454,230	-1,639,752	-684,379	0	0	13,810	14,490	106,166	454,230	1,625,942	669,889
CBQK	139,729	11,920	-2,035,111	-7,899,319	0	-63,750	-74,750	-94,170	-139,729	51,830	2,109,861	7,993,489
DHBK	-509,245	-193,297	-2,199,810	-9,488,499	0	230,000	147,460	-266,910	509,245	-36,703	2,052,350	9,755,409
ABQK	0	866	15,501	15,549	0	0	0	352	0	-866	-15,501	-15,901
QIIK	-287,776	-1,171,834	-2,386,950	-3,888,526	0	0	73	73	287,776	1,171,834	2,386,877	3,888,453
MARK	616,730	734,678	-4,421,940	-6,238,086	-81,415	-110,761	-345,583	-623,126	-535,315	-623,917	4,767,523	6,861,212
QFBQ	89,878	-3,089,440	-2,962,958	-3,188,787	-1,333	-110,501	-115,605	-63,932	-88,545	3,199,941	3,078,563	3,252,719
NLCS	-1,249,443	2,477,913	1,414,529	291,940	65,835	119,506	124,629	195,645	1,183,608	-2,597,419	-1,539,158	-487,585
DBIS	-671,054	-642,353	-391,704	1,236,575	20,000	-7,553	-28,403	-63,703	651,054	649,906	420,107	-1,172,872
QOIS	-1,127,930	-1,194,431	-2,054,820	-325,061	1,800	-3,982	69,835	202,609	1,126,130	1,198,413	1,984,985	122,452
IHGS	18,653	-27,167	-233,963	-252,206	0	0	-6,333	-13,000	-18,653	27,167	240,296	265,206
ZHCD	0	1,642	541	67,393	0	0	0	0	0	-1,642	-541	-67,393
QGMD	116,870	22,291	2,080,844	1,090,294	57	3,571	-1,033	-130,088	-116,927	-25,862	-2,079,811	-960,206
SIIS	738,260	3,172,938	4,884,623	5,335,655	0	175,090	-14,829	-122,949	-738,260	-3,348,028	-4,869,794	-5,212,706
BLDN	-200,297	362,462	2,268,469	8,694,974	0	-17,736	42,616	-15,847	200,297	-344,726	-2,311,085	-8,679,127
MCGS	-3,000	-127,161	-298,851	176,528	0	0	0	0	3,000	127,161	298,851	-176,528
QCFS	0	0	0	4,600	0	0	0	0	0	0	0	-4,600
QFLS	-41,913	-266,973	-1,735,053	-2,771,955	-2,030	450	2,470	5,550	43,943	266,523	1,732,583	2,766,405
WDAM	-564	-36,109	80,551	378,360	-16	-16	3,528	5,544	580	36,125	-84,079	-383,904
MCCS	-82,004	-159,134	-324,691	-299,069	-4,957	25,043	60,000	-6,996	86,961	134,091	264,691	306,065
MERS	-13,389	-10,793	11,117	714,911	0	0	-2,268	1,476	13,389	10,793	-8,849	-716,387
QIMD	3,600	25,868	59,797	123,099	0	5,850	5,850	108,707	-3,600	-31,718	-65,647	-231,806
QNCD	-42,064	-49,312	-177,916	-440,602	0	0	12,150	19,550	42,064	49,312	165,766	421,052

Company									17-Oct			
	Qatari				GCC				Foreigners			
	Daily Chg.	Last 5 Sessions Chg.	Last 10 Sessions Chg.	Last 20 Sessions Chg.	Daily Chg.	Last 5 Sessions Chg.	Last 10 Sessions Chg.	Last 20 Sessions Chg.	Daily Chg.	Last 5 Sessions Chg.	Last 10 Sessions Chg.	Last 20 Sessions Chg.
IQCD	-160,102	609,827	-381,691	2,828,117	-363	19,373	3,573	74,067	160,465	-629,200	378,118	-2,902,184
QIGD	-119,511	-381,460	-412,041	-321,719	169,338	169,338	171,739	14,355	-49,827	212,122	240,302	307,364
QEWS	54,868	236,822	355,175	454,177	0	0	0	0	-54,868	-236,822	-355,175	-454,177
AHCS	415,547	574,084	1,153,360	-668,391	-40,000	-80,237	-70,000	4,337	-375,547	-493,847	-1,083,360	664,054
GISS	-748,221	81,596	416,896	-630,106	0	-11,000	-9,097	9,005	748,221	-70,596	-407,799	621,101
MPHC	225,272	-217,336	-6,404,411	3,624,349	2,782	44,241	-233,559	-213,239	-228,054	173,095	6,637,970	-3,411,110
IGRD	919,942	-4,149,811	-7,192,687	-15,664,305	-2,152	-25,507	16,780	61,291	-917,790	4,175,318	7,175,907	15,603,014
QAMC	-318,752	1,706,204	-16,883,569	-13,611,755	-750	-331,353	-296,796	-207,315	319,502	-1,374,851	17,180,365	13,819,070
QATI	-234,649	-166,594	-147,192	476,608	-5,000	6,170	-31,330	-96,830	239,649	160,424	178,522	-379,778
DOHI	0	-21,982	-29,494	-7,794	0	0	0	2,000	0	21,982	29,494	5,794
QGRI	291	291	291	52,921	0	0	0	2,000	-291	-291	-291	-54,921
AKHI	8,315	-258,828	-310,571	-353,012	0	0	0	0	-8,315	258,828	310,571	353,012
QISI	-9,275	-4,358	2,929	-8,865	0	0	0	0	9,275	4,358	-2,929	8,865
QLMI	15,432	106,897	350,886	349,933	0	0	2,638	2,638	-15,432	-106,897	-353,524	-352,571
UDCD	140,172	428,553	740,868	1,920,049	0	-10,000	13,312	17,512	-140,172	-418,553	-754,180	-1,937,561
BRES	-726,495	-1,394,328	-1,656,602	487,096	0	10,020	20,020	76,252	726,495	1,384,308	1,636,582	-563,348
ERES	-1,203,872	3,434,695	6,028,017	13,656,140	-7,021	-14,021	-68,536	-128,382	1,210,893	-3,420,674	-5,959,481	-13,527,758
MRDS	725,670	863,607	-2,464,538	-2,240,427	-57,277	-187,716	-23,403	-334,636	-668,393	-675,891	2,487,941	2,575,063
ORDS	278,435	-918,664	-3,117,720	-6,265,751	39,170	11,542	-60,452	-129,062	-317,605	907,122	3,178,172	6,394,813
VFQS	-83,754	7,786	-444,219	866,479	0	252,592	228,859	521,495	83,754	-260,378	215,360	-1,387,974
QNNS	75,698	58,953	-824,702	-1,197,529	5,782	-4,233	-5,663	13,570	-81,480	-54,720	830,365	1,183,959
GWCS	68,159	257,085	2,057,005	2,805,013	0	0	3,303	4,303	-68,159	-257,085	-2,060,308	-2,809,316
QGTS	-1,465,716	-2,692,242	-9,357,057	-26,556,274	-14,614	-945,548	-1,280,085	-1,776,357	1,480,330	3,637,790	10,637,142	28,332,631

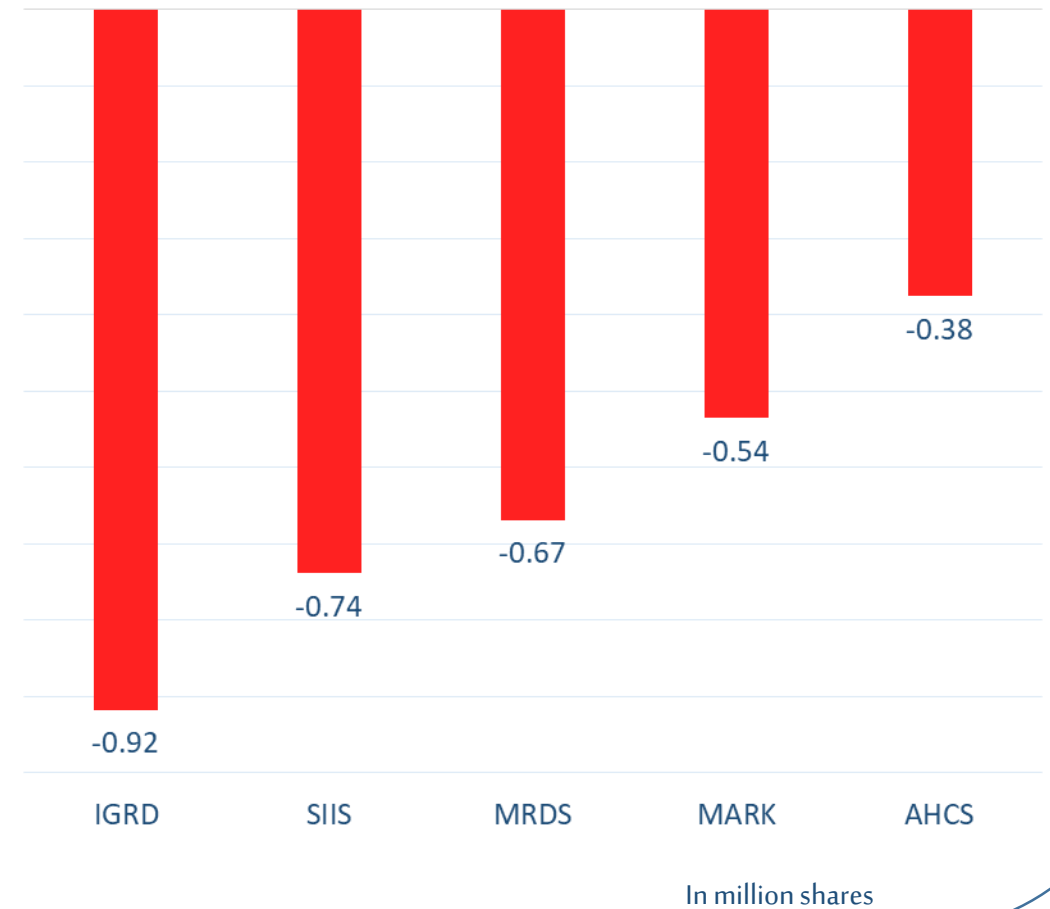
Shareholder Activity by Nationality

Nationality	Buy %	Sell %	Net
Qataris	45.57%	62.33%	-16.76%
GCC	1.54%	3.96%	-2.42%
Arab	7.74%	6.93%	0.81%
Foreigners	45.16%	26.78%	18.38%

Top 5 Companies bought (net) by **Foreigners** in the last session



Top 5 Companies sold (net) by **Foreigners** in the last session





The figures represent a change in the number of shares.

Daily Change: The net change between 17th and 16th Of October trading sessions

Change for the last 5 sessions: The total daily net change for the last 5 sessions.


Change for the last 10 sessions: The total daily net change for the last 10 sessions.

Change for the last 20 sessions: The total daily net change for the last 20 sessions.

DISCLAIMER:

The information contained was obtained from various public sources believed to be reliable, but we do not guarantee its accuracy. Wasata Financial Securities makes no representations or warranties (express or implied) regarding the data and information provided and Wasata Financial Securities does not represent that the information content of this document is complete, or free from any error, not misleading, or fit for any particular purpose. This report document provides general information only. Neither the information nor any opinion expressed constitutes an offer or an invitation to make an offer, to buy or sell any securities or other investment products related to such securities or investments.

This report document contained is subject to change without prior notice. Wasata assumes no responsibility to update the information in this report document.



Prepared by Financial Advisory Department


وساطة
WASATA
للأوراق المالية
FINANCIAL SECURITIES

+974 44498880

ramzi.qasmieh@Wasata.qa