



## Daily Report for Ownership Changes

18<sup>th</sup> of October 2022 Session

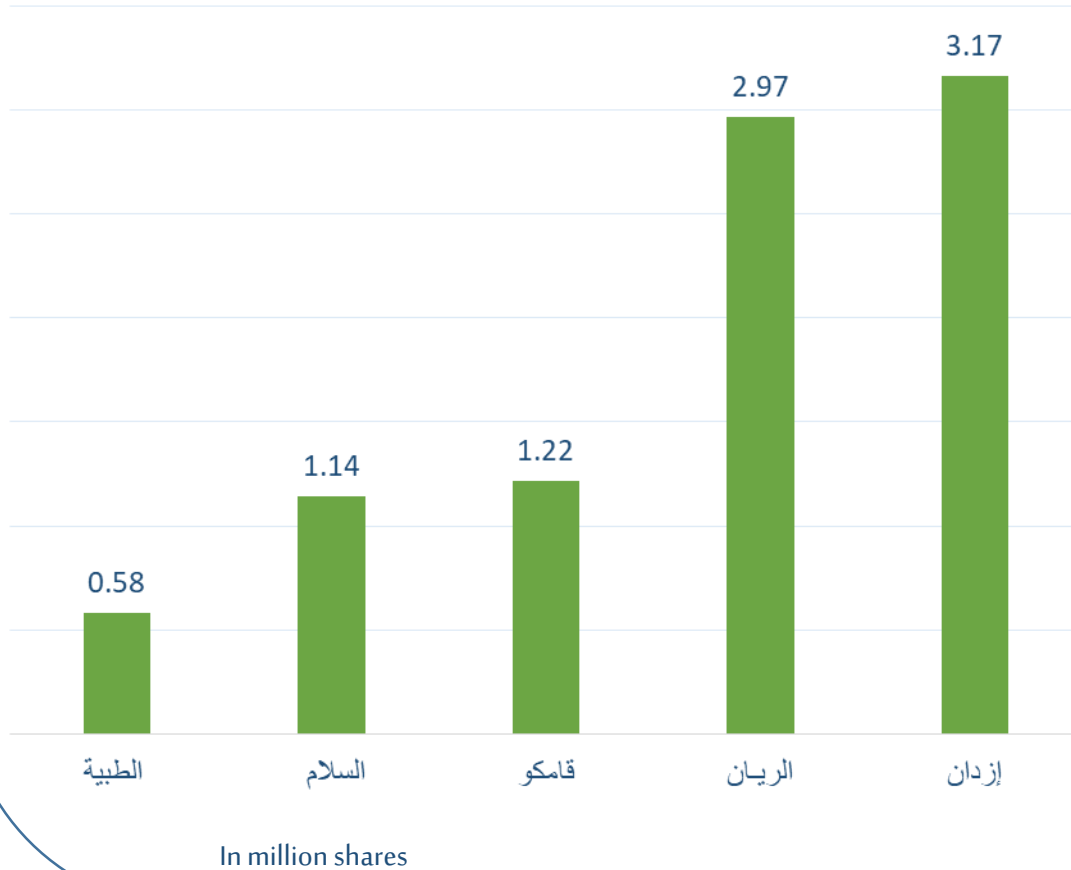
									18-Oct			
Company	Qatari				GCC				Foreigners			
	Daily Chg.	Last 5 Sessions Chg.	Last 10 Sessions Chg.	Last 20 Sessions Chg.	Daily Chg.	Last 5 Sessions Chg.	Last 10 Sessions Chg.	Last 20 Sessions Chg.	Daily Chg.	Last 5 Sessions Chg.	Last 10 Sessions Chg.	Last 20 Sessions Chg.
QNBK	-190,298	-2,435,737	-6,871,269	-11,551,229	0	270	570	-28,828	190,298	2,435,467	6,870,699	11,580,057
QIBK	52,634	-136,738	-1,164,296	-582,953	7,000	7,000	6,796	21,490	-59,634	129,738	1,157,500	561,463
CBQK	-22,431	246,489	-452,778	-7,618,424	0	-63,750	-61,150	-94,170	22,431	-182,739	513,928	7,712,594
DHBK	-214,530	-779,432	-2,143,371	-6,556,415	0	210,000	177,460	-265,559	214,530	569,432	1,965,911	6,821,974
ABQK	-1,772	-1,772	-32,906	13,777	0	0	0	352	1,772	1,772	32,906	-14,129
QIHK	-443,466	-1,471,807	-2,267,431	-4,420,841	-5,321	-5,321	14,752	-5,248	448,787	1,477,128	2,252,679	4,426,089
MARK	-2,878,060	-1,783,503	1,189,955	-9,205,883	-88,881	-220,851	-351,420	-664,912	2,966,941	2,004,354	-838,535	9,870,795
QFBQ	-287,547	-2,889,007	-2,302,895	-3,649,491	-30,000	4,222	-282,027	-96,154	317,547	2,884,785	2,584,922	3,745,645
NLCS	337,294	1,811,695	1,004,299	1,666,608	9,068	270,926	144,297	204,713	-346,362	-2,082,621	-1,148,596	-1,871,321
DBIS	-144,426	-765,169	-457,555	913,821	4,940	837	-20,063	-58,763	139,486	764,332	477,618	-855,058
QOIS	-573,794	-2,102,068	-1,548,471	-928,656	0	-6,254	45,742	202,609	573,794	2,108,322	1,502,729	726,047
IHGS	111,014	86,485	187,886	-219,319	0	0	0	0	-111,014	-86,485	-187,886	219,319
ZHCD	-13,752	-12,110	-12,083	56,443	0	0	0	0	13,752	12,110	12,083	-56,443
QGMD	-592,693	-318,136	1,088,948	815,909	14,042	19,613	13,009	3,256	578,651	298,523	-1,101,957	-819,165
SIIS	-1,157,028	1,085,717	3,154,753	3,578,311	12,507	-41,712	-11,104	-67,627	1,144,521	-1,044,005	-3,143,649	-3,510,684
BLDN	-16,667	279,054	1,438,195	8,317,161	0	-14,761	63,322	-15,847	16,667	-264,293	-1,501,517	-8,301,314
MCGS	20,029	-94,220	-282,770	259,576	0	0	0	0	-20,029	94,220	282,770	-259,576
QCFS	0	0	0	0	0	0	0	0	0	0	0	0
QFLS	-154,390	-361,926	-1,631,388	-2,759,484	0	450	440	5,550	154,390	361,476	1,630,948	2,753,934
WDAM	-1,162	-25,771	21,861	315,965	-500	-516	2,884	5,044	1,662	26,287	-24,745	-321,009
MCCS	-111,476	-117,758	-452,167	-355,366	0	-4,957	60,000	-19,702	111,476	122,715	392,167	375,068
MERS	-4,437	-22,268	6,247	712,925	-20	-20	-2,288	1,514	4,457	22,288	-3,959	-714,439
QIMD	-26,648	-2,606	-21,993	84,790	32,000	32,000	37,850	140,707	-5,352	-29,394	-15,857	-225,497
QNCD	-30,380	-169,333	-85,444	-531,336	0	0	12,150	19,550	30,380	169,333	73,294	511,786

									18-Oct			
Company	Qatari				GCC				Foreigners			
	Daily Chg.	Last 5 Sessions Chg.	Last 10 Sessions Chg.	Last 20 Sessions Chg.	Daily Chg.	Last 5 Sessions Chg.	Last 10 Sessions Chg.	Last 20 Sessions Chg.	Daily Chg.	Last 5 Sessions Chg.	Last 10 Sessions Chg.	Last 20 Sessions Chg.
IQCD	-126,165	-234,045	-422,638	2,408,415	800	-6,260	10,010	-27,122	125,365	240,305	412,628	-2,381,293
QIGD	-283,254	-643,507	-645,988	-651,056	1,220	170,558	174,499	11,395	282,034	472,949	471,489	639,661
QEWS	-48,544	154,735	424,699	513,519	0	0	0	0	48,544	-154,735	-424,699	-513,519
AHCS	-452,653	135,497	857,058	-1,203,106	-30,000	-95,000	-221,934	-25,663	482,653	-40,497	-635,124	1,228,769
GISS	-517,313	-1,349,326	7	-827,673	0	-2,000	-22,291	9,005	517,313	1,351,326	22,284	818,668
MPHC	-443,829	-264,712	-4,145,315	2,630,965	0	-36,235	66,441	-233,239	443,829	300,947	4,078,874	-2,397,726
IGRD	-312,801	-2,850,641	-6,108,025	-13,093,253	-65,218	-99,225	-67,438	-8,504	378,019	2,949,866	6,175,463	13,101,757
QAMC	-1,324,522	147,518	-11,546,033	-14,460,256	105,859	70,113	-285,956	-101,456	1,218,663	-248,532	11,831,989	14,561,712
QATI	-205,724	-432,806	-354,634	107,574	5,000	0	11,170	-91,830	200,724	432,806	343,464	-15,744
DOHI	157,972	135,990	128,478	130,046	0	0	0	2,000	-157,972	-135,990	-128,478	-132,046
QGRI	0	291	291	42,042	0	0	0	2,000	0	-291	-291	-44,042
AKHI	-97,860	-418,786	-273,135	-573,180	0	0	0	0	97,860	418,786	273,135	573,180
QISI	-7,224	-11,582	-4,295	-18,162	0	0	0	0	7,224	11,582	4,295	18,162
QLMI	-7,705	74,297	324,770	339,316	0	0	2,638	2,638	7,705	-74,297	-327,408	-341,954
UDCD	-146,921	307,860	438,138	1,942,512	0	-10,000	13,312	17,512	146,921	-297,860	-451,450	-1,960,024
BRES	282	-1,744,559	-1,648,082	250,848	0	10,020	15,020	76,252	-282	1,734,539	1,633,062	-327,100
ERES	-3,182,942	-22,473	2,352,502	9,172,027	15,509	-24,012	-23,027	-93,873	3,167,433	46,485	-2,329,475	-9,078,154
MRDS	1,509,455	2,937,346	291,732	-1,503,802	-76,777	-96,618	-132,680	-374,413	-1,432,678	-2,840,728	-159,052	1,878,215
ORDS	25,103	-719,611	-1,652,171	-5,907,198	0	11,542	11,042	-127,962	-25,103	708,069	1,641,129	6,032,329
VFQS	183,851	176,227	-321,792	1,735,276	0	257,724	227,922	278,780	-183,851	-433,951	93,870	-2,014,056
QNNS	-466,863	-270,633	-1,183,525	-2,154,746	0	5,782	-4,233	13,570	466,863	264,851	1,187,758	2,141,176
GWCS	149,644	321,297	1,946,392	2,952,951	0	0	3,303	4,303	-149,644	-321,297	-1,949,695	-2,957,254
QGTS	-493,821	-2,226,089	-4,616,271	-27,142,798	-1,000	-865,734	-1,165,166	-1,834,357	494,821	3,091,823	5,781,437	28,977,155

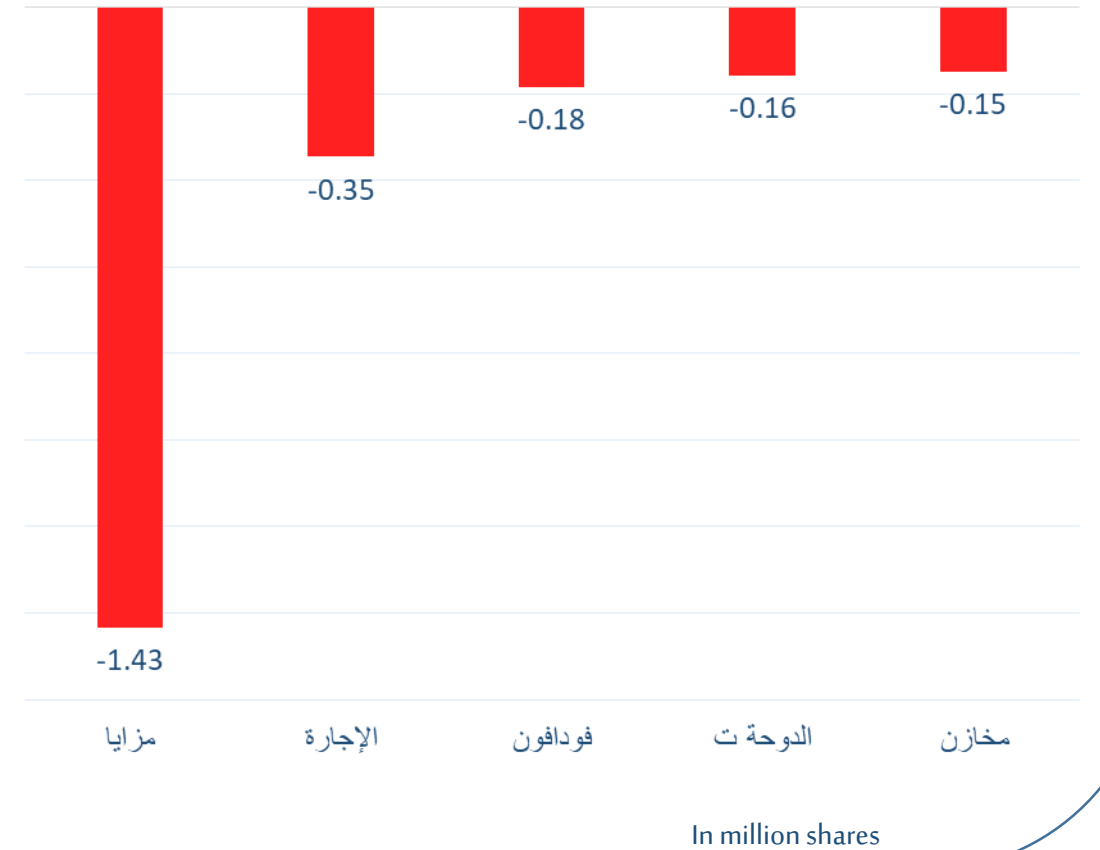
## Shareholder Activity by Nationality

Nationality	Buy %	Sell %	Net
Qataris	57.60%	68.18%	-10.58%
GCC	2.11%	5.15%	-3.05%
Arab	10.68%	10.87%	-0.18%
Foreigners	29.62%	15.81%	13.81%

### Top 5 Companies bought (net) by **Foreigners** in the last session



### Top 5 Companies sold (net) by **Foreigners** in the last session





The figures represent a change in the number of shares.

Daily Change: The net change between 18<sup>th</sup> and 17<sup>th</sup> Of October trading sessions

Change for the last 5 sessions: The total daily net change for the last 5 sessions.


Change for the last 10 sessions: The total daily net change for the last 10 sessions.

Change for the last 20 sessions: The total daily net change for the last 20 sessions.

## **DISCLAIMER:**

The information contained was obtained from various public sources believed to be reliable, but we do not guarantee its accuracy. Wasata Financial Securities makes no representations or warranties (express or implied) regarding the data and information provided and Wasata Financial Securities does not represent that the information content of this document is complete, or free from any error, not misleading, or fit for any particular purpose. This report document provides general information only. Neither the information nor any opinion expressed constitutes an offer or an invitation to make an offer, to buy or sell any securities or other investment products related to such securities or investments.

This report document contained is subject to change without prior notice. Wasata assumes no responsibility to update the information in this report document.



Prepared by Financial Advisory Department

  
وساطة  
WASATA  
للأوراق المالية  
FINANCIAL SECURITIES

+974 44498880

[ramzi.qasmieh@Wasata.qa](mailto:ramzi.qasmieh@Wasata.qa)