



Daily Report for Ownership Changes

24th of October 2022 Session

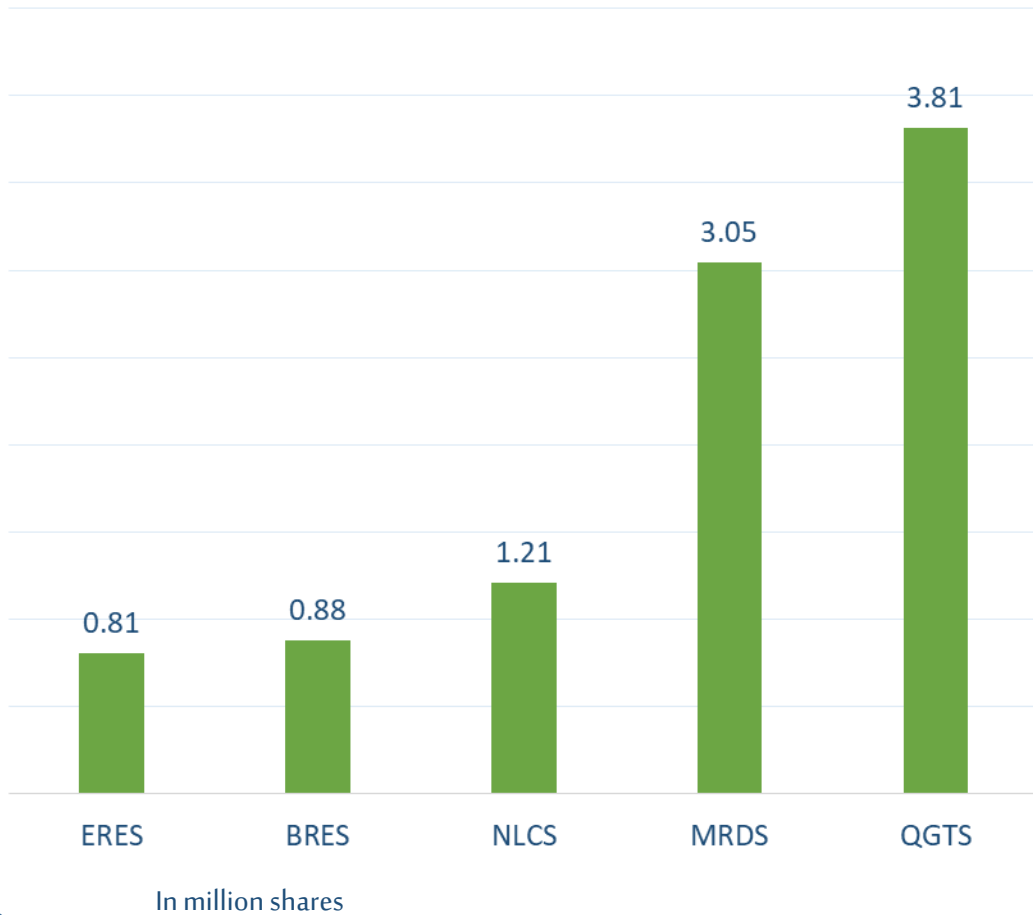
									24-Oct			
Company	Qatari				GCC				Foreigners			
	Daily Chg.	Last 5 Sessions Chg.	Last 10 Sessions Chg.	Last 20 Sessions Chg.	Daily Chg.	Last 5 Sessions Chg.	Last 10 Sessions Chg.	Last 20 Sessions Chg.	Daily Chg.	Last 5 Sessions Chg.	Last 10 Sessions Chg.	Last 20 Sessions Chg.
QNBK	432,943	862,122	-1,002,888	-6,970,514	5,000	6,794	7,364	-27,591	-437,943	-868,916	995,524	6,998,105
QIBK	-60,260	3,581	-450,649	-1,672,056	-100	6,911	6,911	15,701	60,360	-10,492	443,738	1,656,355
CBQK	-55,091	-748,226	-736,306	-5,094,730	0	-43,890	-107,640	-138,746	55,091	792,116	843,946	5,233,476
DHBK	-162,773	107,938	-85,359	-2,551,967	0	125,000	355,000	395,359	162,773	-232,938	-269,641	2,156,608
ABQK	0	-4,499	-3,633	11,402	0	0	0	0	0	4,499	3,633	-11,402
QIIK	-133,955	-2,151,139	-3,322,973	-5,573,085	-3,667	-40,000	-40,000	-39,927	137,622	2,191,139	3,362,973	5,613,012
MARK	391,926	-10,988,629	-10,253,951	-17,029,435	-47,841	-421,328	-532,089	-612,832	-344,085	11,409,957	10,786,040	17,642,267
QFBQ	-785,250	-1,656,262	-4,745,702	-3,968,091	-700	117,780	7,279	50,388	785,950	1,538,482	4,738,423	3,917,703
NLCS	-1,034,627	-1,745,849	732,064	2,099,046	-177,931	-316,303	-196,797	-131,258	1,212,558	2,062,152	-535,267	-1,967,788
DBIS	-80,953	-336,624	-978,977	397,660	7,500	55,440	47,887	-8,263	73,453	281,184	931,090	-389,397
QOIS	136,643	-1,037,394	-2,231,825	-1,788,185	0	0	-3,982	101,441	-136,643	1,037,394	2,235,807	1,686,744
IHGS	166,029	260,199	233,032	-156,738	0	220	220	220	-166,029	-260,419	-233,252	156,518
ZHCD	-2,998	-8,044	-6,402	68,390	0	0	0	0	2,998	8,044	6,402	-68,390
QGMD	1,120,330	-1,389,082	-1,366,791	130,785	0	85,697	89,268	58,911	-1,120,330	1,303,385	1,277,523	-189,696
SIIS	-194,037	-112,596	3,060,342	4,025,587	1,087	-2,232	172,858	-60,052	192,950	114,828	-3,233,200	-3,965,535
BLDN	440,283	652,733	1,015,195	7,619,557	0	-4,734	-22,470	-23,581	-440,283	-647,999	-992,725	-7,595,976
MCGS	40,372	36,323	-90,838	348,874	0	0	0	0	-40,372	-36,323	90,838	-348,874
QCFS	0	-3,450	-3,450	-3,450	0	0	0	0	0	3,450	3,450	3,450
QFLS	-13,865	-494,746	-761,719	-2,327,830	0	10	460	5,280	13,865	494,736	761,259	2,322,550
WDAM	14,840	-3,302	-39,411	200,013	0	-500	-516	3,044	-14,840	3,802	39,927	-203,057
MCCS	-32,228	-106,642	-265,776	-338,534	0	0	25,043	27,681	32,228	106,642	240,733	310,853
MERS	-21,566	-88,714	-99,507	463,463	0	4,543	4,543	6,077	21,566	84,171	94,964	-469,540
QIMD	-27,917	-169,025	-143,157	-105,512	36,000	177,000	182,850	289,490	-8,083	-7,975	-39,693	-183,978
QNCD	-82,393	-617,599	-666,911	-1,376,895	0	0	0	12,150	82,393	617,599	666,911	1,364,745

									24-Oct			
Company	Qatari				GCC				Foreigners			
	Daily Chg.	Last 5 Sessions Chg.	Last 10 Sessions Chg.	Last 20 Sessions Chg.	Daily Chg.	Last 5 Sessions Chg.	Last 10 Sessions Chg.	Last 20 Sessions Chg.	Daily Chg.	Last 5 Sessions Chg.	Last 10 Sessions Chg.	Last 20 Sessions Chg.
IQCD	-65,689	423,311	1,033,138	1,249,983	0	11,482	30,855	-4,124	65,689	-434,793	-1,063,993	-1,245,859
QIGD	90,024	-73,417	-454,877	514,931	4,935	-158,221	11,117	-151,556	-94,959	231,638	443,760	-363,375
QEWS	53,948	-470,016	-233,194	-709,909	0	10	10	10	-53,948	470,006	233,184	709,899
AHCS	128,535	-839,783	-265,699	-1,121,392	0	-30,000	-110,237	-30,000	-128,535	869,783	375,936	1,151,392
GISS	-53,884	-64,417	17,179	392,250	-5,000	-1,000	-12,000	-22,662	58,884	65,417	-5,179	-369,588
MPHC	-686,321	-4,130,463	-4,347,799	-2,239,664	0	7,068	51,309	-229,891	686,321	4,123,395	4,296,490	2,469,555
IGRD	-161,167	-2,292,959	-6,442,770	-9,807,294	-11,237	-99,708	-125,215	-195,394	172,404	2,392,667	6,567,985	10,002,688
QAMC	81,302	4,258,335	5,964,539	-10,032,642	-6,800	-64,479	-395,832	-280,780	-74,502	-4,193,856	-5,568,707	10,313,422
QATI	-148,449	-91,380	-257,974	42,591	5,000	5,000	11,170	-71,830	143,449	86,380	246,804	29,239
DOHI	-54,436	169,003	147,021	92,687	0	0	0	0	54,436	-169,003	-147,021	-92,687
QGRI	34,385	34,939	35,230	56,939	0	0	0	0	-34,385	-34,939	-35,230	-56,939
AKHI	-11,646	-198,376	-457,204	-394,786	0	0	0	0	11,646	198,376	457,204	394,786
QISI	159	-61,202	-65,560	-61,292	0	0	0	0	-159	61,202	65,560	61,292
QLMI	0	-8,562	98,335	310,207	0	0	0	2,638	0	8,562	-98,335	-312,845
UDCD	317,137	-57,080	371,473	1,971,287	0	10,449	449	3,413	-317,137	46,631	-371,922	-1,974,700
BRES	-878,883	-2,568,973	-3,963,301	-2,680,020	0	-6,470	3,550	13,050	878,883	2,575,443	3,959,751	2,666,970
ERES	-809,911	-5,868,132	-2,433,437	4,292,495	4,000	112,762	98,741	69,012	805,911	5,755,370	2,334,696	-4,361,507
MRDS	-3,047,578	-1,168,000	-304,393	-2,072,010	0	6,470	-181,246	-264,155	3,047,578	1,161,530	485,639	2,336,165
ORDS	199,732	340,760	-577,904	-4,878,336	7,142	-2,848	8,694	-131,740	-206,874	-337,912	569,210	5,010,076
VFQS	2,167,545	4,766,291	4,774,077	6,250,227	-2,056	200	252,792	281,092	-2,165,489	-4,766,491	-5,026,869	-6,531,319
QNNS	-73,181	-1,697,548	-1,638,595	-2,734,456	0	-5,591	-9,824	7,979	73,181	1,703,139	1,648,419	2,726,477
GWCS	115,417	746,734	1,003,819	3,193,852	0	0	0	3,303	-115,417	-746,734	-1,003,819	-3,197,155
QGTS	-3,805,849	-6,888,386	-9,580,628	-31,732,982	-7,500	-361,448	-1,306,996	-2,131,410	3,813,349	7,249,834	10,887,624	33,864,392

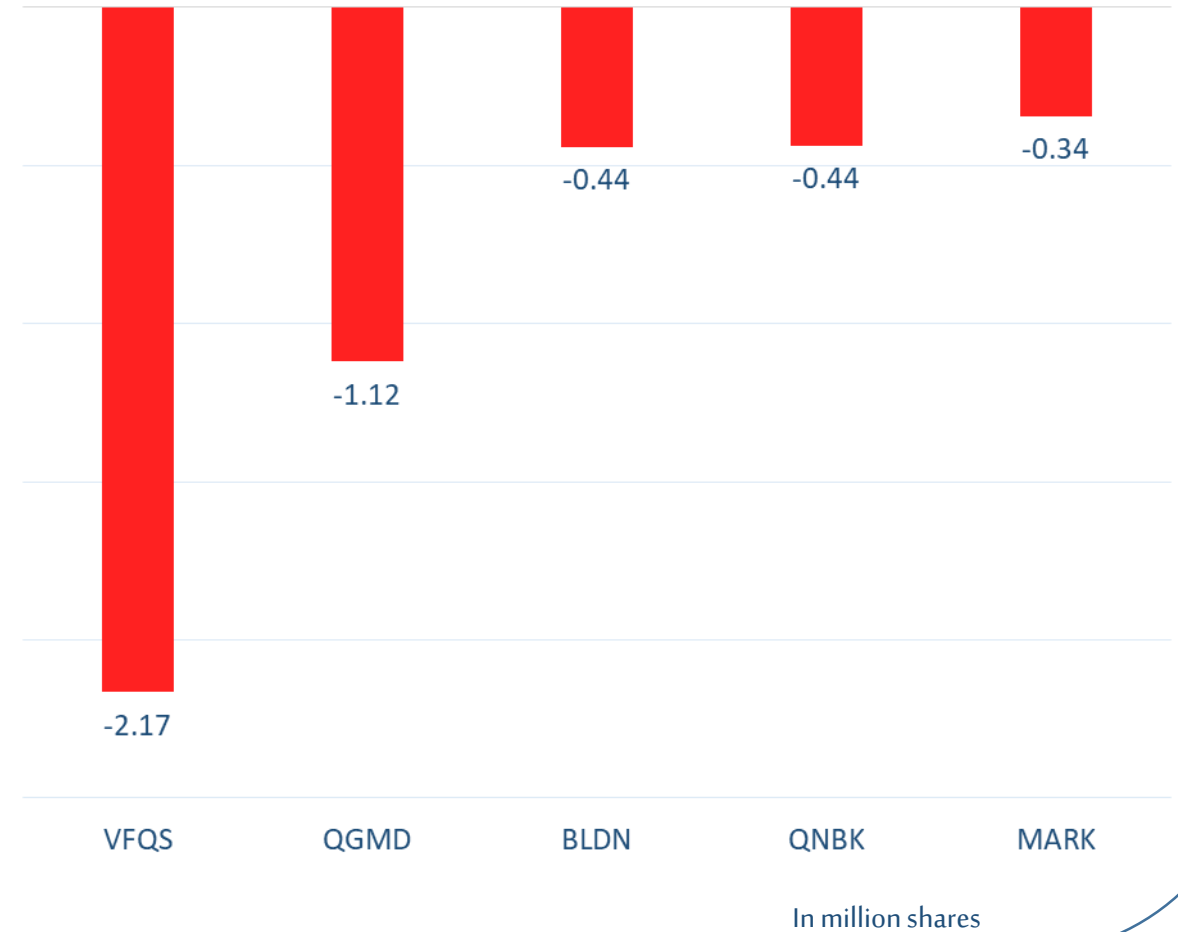
Shareholder Activity by Nationality

Nationality	Buy %	Sell %	Net
Qataris	55.18%	58.70%	-3.52%
GCC	1.12%	1.85%	-0.73%
Arab	8.28%	7.52%	0.76%
Foreigners	35.42%	31.93%	3.49%

Top 5 Companies bought (net) by **Foreigners** in the last session



Top 5 Companies sold (net) by **Foreigners** in the last session





The figures represent a change in the number of shares.

Daily Change: The net change between 24th and 23th Of October trading sessions

Change for the last 5 sessions: The total daily net change for the last 5 sessions.


Change for the last 10 sessions: The total daily net change for the last 10 sessions.

Change for the last 20 sessions: The total daily net change for the last 20 sessions.

DISCLAIMER:

The information contained was obtained from various public sources believed to be reliable, but we do not guarantee its accuracy. Wasata Financial Securities makes no representations or warranties (express or implied) regarding the data and information provided and Wasata Financial Securities does not represent that the information content of this document is complete, or free from any error, not misleading, or fit for any particular purpose. This report document provides general information only. Neither the information nor any opinion expressed constitutes an offer or an invitation to make an offer, to buy or sell any securities or other investment products related to such securities or investments.

This report document contained is subject to change without prior notice. Wasata assumes no responsibility to update the information in this report document.



Prepared by Financial Advisory Department


وساطة
WASATA
للأوراق المالية
FINANCIAL SECURITIES

+974 44498880

ramzi.qasmieh@Wasata.qa