



## Daily Report for Ownership Changes

27<sup>th</sup> of October 2022 Session

									27-Oct			
Company	Qatari				GCC				Foreigners			
	Daily Chg.	Last 5 Sessions Chg.	Last 10 Sessions Chg.	Last 20 Sessions Chg.	Daily Chg.	Last 5 Sessions Chg.	Last 10 Sessions Chg.	Last 20 Sessions Chg.	Daily Chg.	Last 5 Sessions Chg.	Last 10 Sessions Chg.	Last 20 Sessions Chg.
QNBK	-3,391	1,912,078	-841,458	-2,848,115	-58,200	-53,190	-51,406	-178,256	61,591	-1,858,888	892,864	3,026,371
QIBK	-146,263	-944,953	-781,571	-2,639,587	0	225,051	232,051	246,105	146,263	719,902	549,520	2,393,482
CBQK	587,605	1,619,962	464,576	-1,498,389	0	11	-43,890	-119,250	-587,605	-1,619,973	-420,686	1,617,639
DHBK	516,798	5,710,094	4,480,126	2,942,131	0	210,124	450,000	555,359	-516,798	-5,920,218	-4,930,126	-3,497,490
ABQK	114	-2,613	-4,385	11,116	0	0	0	0	-114	2,613	4,385	-11,116
QIIK	349,834	28,671	-2,208,955	-4,643,712	0	20,000	40,000	73	-349,834	-48,671	2,168,955	4,643,639
MARK	-224,682	6,924,877	-2,380,193	-6,738,363	45,572	55,162	-371,231	-405,535	179,110	-6,980,039	2,751,424	7,143,898
QFBQ	-625,601	-2,104,604	-2,338,262	-4,342,146	0	6,496	-22,615	-90,896	625,601	2,098,108	2,360,877	4,433,042
NLCS	1,630,499	-498,667	-1,947,674	652,054	0	-251,007	-264,907	-108,292	-1,630,499	749,674	2,212,581	-543,762
DBIS	211,311	100,865	-764,682	247,731	-10,349	39,760	80,360	14,497	-200,962	-140,625	684,322	-262,228
QOIS	66,638	-53,018	-2,108,594	-1,771,994	1,060	21,960	29,859	80,667	-67,698	31,058	2,078,735	1,691,327
IHGS	-34,876	312,889	313,594	14,486	9,158	9,378	9,378	9,378	25,718	-322,267	-322,972	-23,864
ZHCD	0	8,423	3,371	3,512	0	0	0	0	0	-8,423	-3,371	-3,512
QGMD	-679,626	-432,897	-1,285,992	-403,944	-27,428	36,227	50,326	13,870	707,054	396,670	1,235,666	390,074
SIIS	-30,267	1,663,071	1,993,698	5,505,849	12,840	324,621	109,847	314,871	17,427	-1,987,692	-2,103,545	-5,820,720
BLDN	-814,336	384,222	203,720	4,873,739	0	-112,969	-112,969	-70,226	814,336	-271,253	-90,751	-4,803,513
MCGS	-97,256	-201,925	-236,897	-514,361	0	-8,102	0	0	97,256	210,027	236,897	514,361
QCFS	0	0	-3,450	-3,450	0	0	0	0	0	0	3,450	3,450
QFLS	28,214	63,597	-495,134	-2,332,923	26	22,647	20,617	27,227	-28,240	-86,244	474,517	2,305,696
WDAM	-4,053	60,607	20,544	163,659	0	0	-516	3,044	4,053	-60,607	-20,028	-166,703
MCCS	239,387	172,413	39,227	-209,424	19,633	29,633	24,676	82,541	-259,020	-202,046	-63,903	126,883
MERS	85,489	56,775	10,798	-57,818	1,386	3,136	7,669	8,303	-86,875	-59,911	-18,467	49,515
QIMD	-9,690	-181,067	-199,615	-145,124	20,000	185,000	217,000	222,850	-10,310	-3,933	-17,385	-77,726
QNCD	-112,707	-225,538	-824,549	-1,144,284	0	0	0	12,150	112,707	225,538	824,549	1,132,134

									27-Oct			
Company	Qatari				GCC				Foreigners			
	Daily Chg.	Last 5 Sessions Chg.	Last 10 Sessions Chg.	Last 20 Sessions Chg.	Daily Chg.	Last 5 Sessions Chg.	Last 10 Sessions Chg.	Last 20 Sessions Chg.	Daily Chg.	Last 5 Sessions Chg.	Last 10 Sessions Chg.	Last 20 Sessions Chg.
IQCD	-43,137	-22,092	456,565	320,366	-3,399	41,405	52,259	46,716	46,536	-19,313	-508,824	-367,082
QIGD	-228,020	172,192	-123,974	-363,298	46,337	138,047	135,261	-147,594	181,683	-310,239	-11,287	510,892
QEWS	-167,006	-668,890	-918,492	-787,045	0	10	10	10	167,006	668,880	918,482	787,035
AHCS	59,369	96,305	-105,673	-379,574	0	-5,542	-75,542	-55,542	-59,369	-90,763	181,215	435,116
GISS	-793,475	708,549	748,392	1,658,261	-20,000	-31,859	-27,859	-32,560	813,475	-676,690	-720,533	-1,625,701
MPHC	402,936	1,194,815	-1,883,572	-7,144,382	50,000	50,807	10,850	-194,183	-452,936	-1,245,622	1,872,722	7,338,565
IGRD	-1,584,944	-1,528,339	-3,951,264	-10,468,882	-5,000	13,763	-128,868	-43,150	1,589,944	1,514,576	4,080,132	10,512,032
QAMC	5,267,984	23,767,393	24,779,998	8,701,056	653,142	572,623	578,921	353,897	-5,921,126	-24,340,016	-25,408,516	-9,054,953
QATI	390,827	513,621	186,831	816,524	-380,445	-400,445	-405,445	-436,775	-10,382	-113,176	218,614	-379,749
DOHI	-8,633	39,853	263,512	247,537	0	0	0	0	8,633	-39,853	-263,512	-247,537
QGRI	770	48,167	48,458	48,167	0	0	0	0	-770	-48,167	-48,458	-48,167
AKHI	-45,112	-349,683	-562,004	-894,928	0	0	0	0	45,112	349,683	562,004	894,928
QISI	909	-26,533	-63,611	-51,996	0	0	0	0	-909	26,533	63,611	51,996
QLMI	-1,430	-26,584	-30,457	280,730	0	0	0	2,638	1,430	26,584	30,457	-283,368
UDCD	196,368	800,997	593,619	1,506,790	0	0	10,449	23,761	-196,368	-800,997	-604,068	-1,530,551
BRES	-342,848	-1,276,664	-3,528,983	-4,640,591	0	-14,970	-14,970	5,050	342,848	1,291,634	3,543,953	4,635,541
ERES	156,706	3,079,069	-844,281	5,795,006	-33,648	20,603	74,093	17,364	-123,058	-3,099,672	770,188	-5,812,370
MRDS	-878,395	-1,948,932	542,749	-2,969,755	204,673	85,253	-44,412	-77,246	673,722	1,863,679	-498,337	3,047,001
ORDS	-783,910	-2,445,611	-1,863,730	-6,349,558	0	-9,990	29,607	-138,282	792,799	2,453,757	1,843,012	6,496,729
VFQS	1,016,968	7,385,548	7,444,877	7,001,942	1,691	102,873	109,844	387,915	-1,018,659	-7,488,421	-7,566,825	-7,389,857
QNNS	-50,754	-1,028,253	-2,405,015	-3,096,335	0	28,573	28,752	11,525	50,754	999,680	2,376,263	3,084,810
GWCS	17,372	257,293	751,301	3,066,610	0	0	0	3,303	-17,372	-257,293	-751,301	-3,069,913
QGTS	-359,044	-7,120,258	-11,456,651	-22,426,416	-10,030	-126,113	-420,783	-2,195,704	369,074	7,246,371	11,877,434	24,622,120

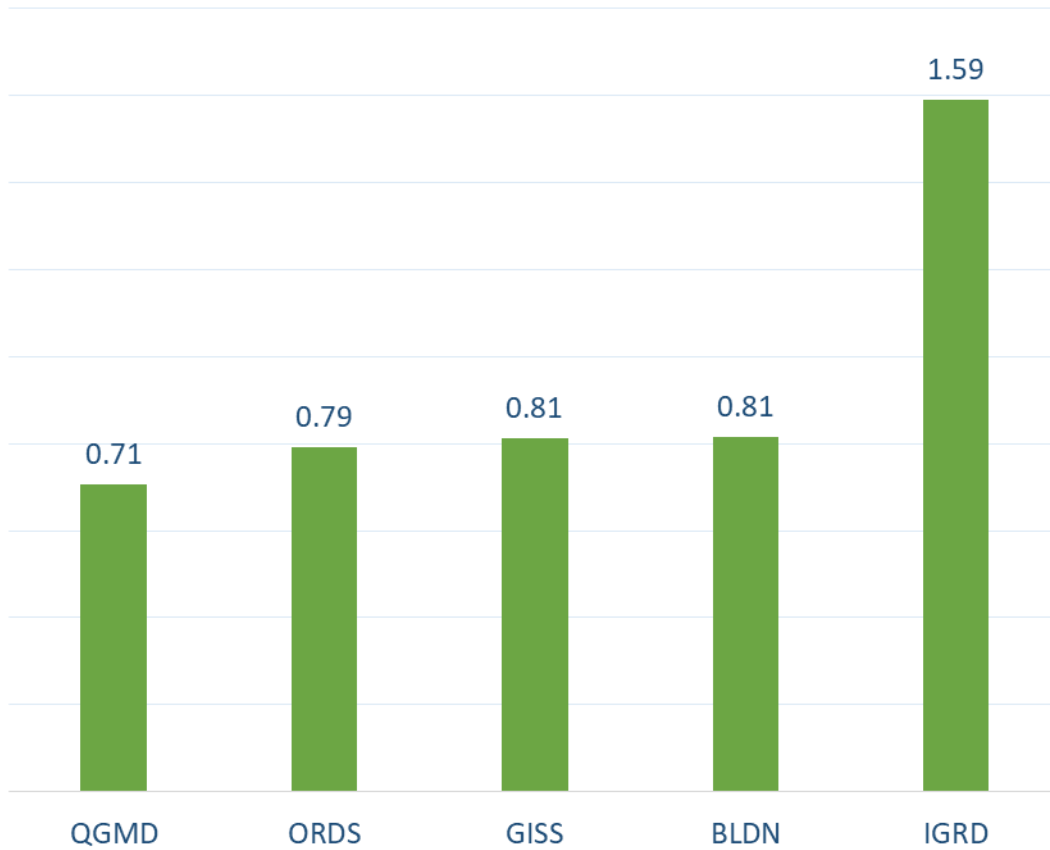
## Insider Traders For the Last Week

Company	Buy	Sell	Net
AHCS	611,100	0	611,100
QNNS	1,000	50,200	-49,200
UDCD	2,826,526	0	2,826,526
NLCS	460,000	453,061	6,939
QGTS	0	509,925	-509,925
CBQK	125,000	552,657	-427,657

## Trading by nationality for the past week

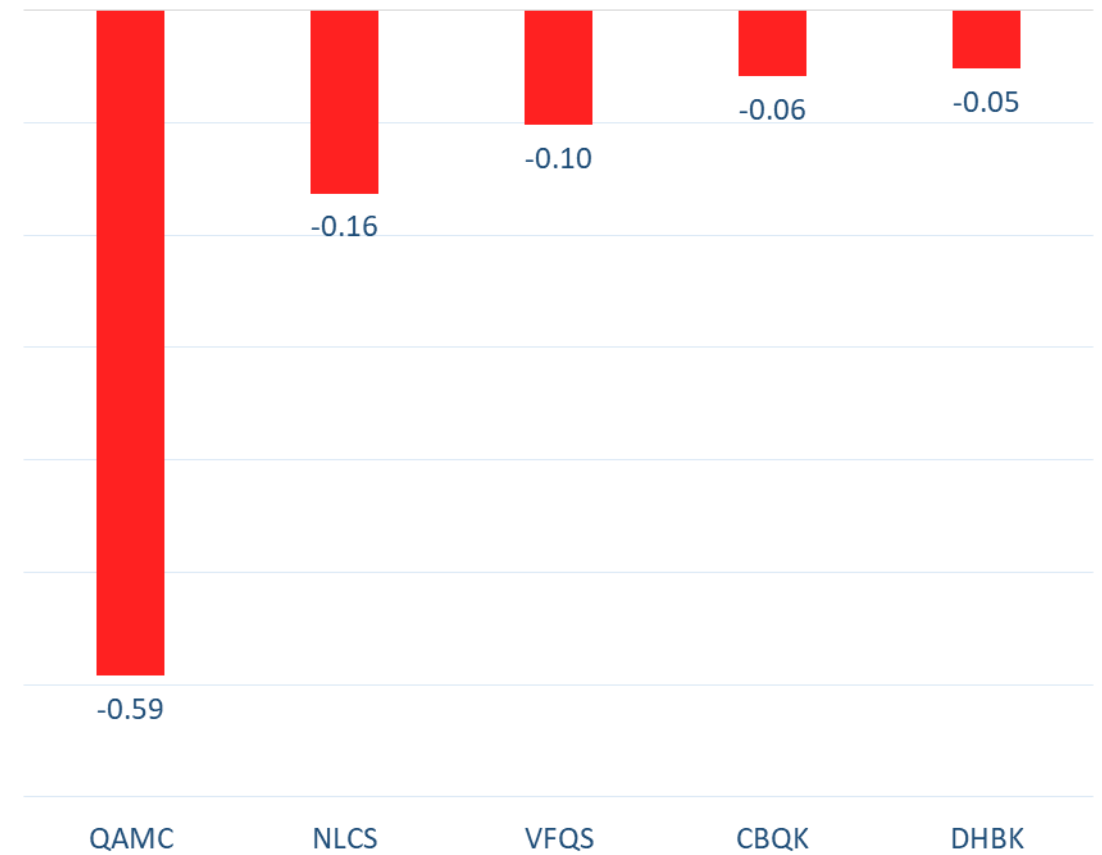
Nationality	Buy %	Sell %	Net
Qataris	59.44%	57.36%	2.09%
GCC	1.46%	5.42%	-3.96%
Arab	10.18%	9.27%	0.91%
Foreigners	28.92%	27.95%	0.97%

### Top 5 Companies bought (net) by **Foreigners** in the last session



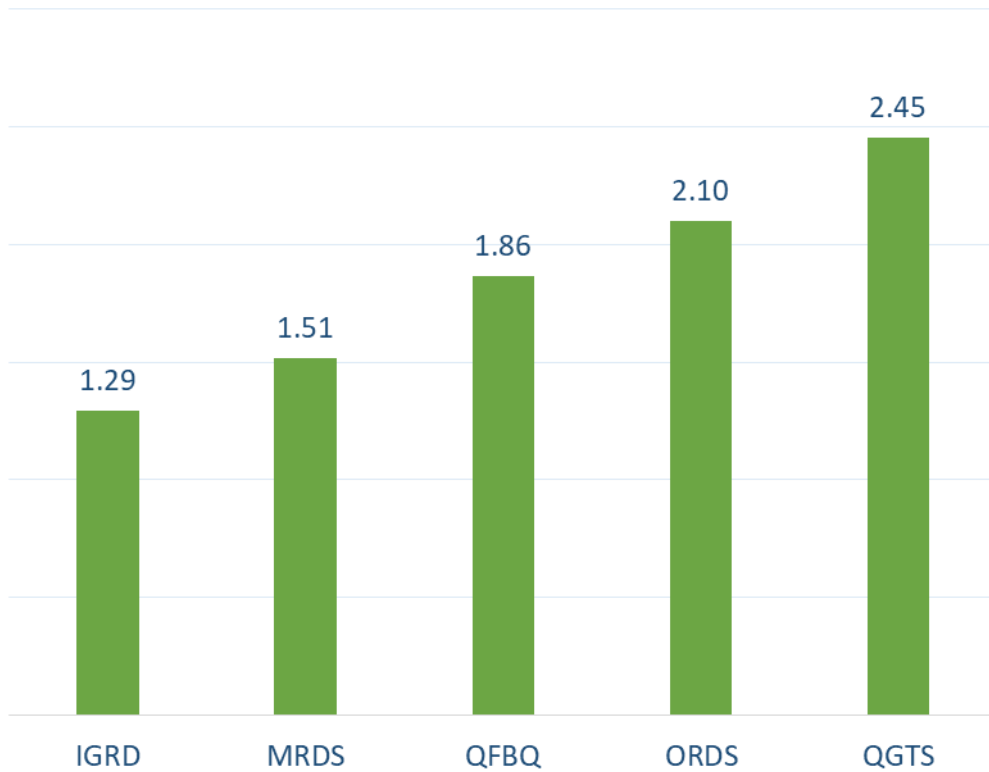
In million shares

### Top 5 Companies sold (net) by **Foreigners** in the last session



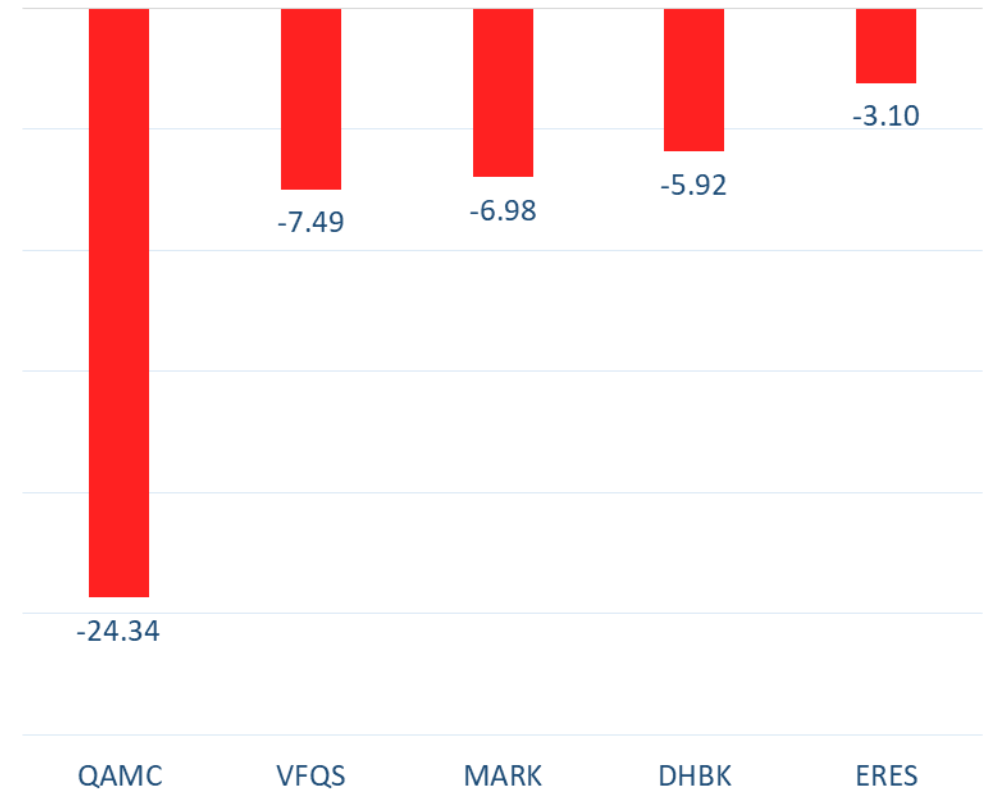
In million shares

### Top 5 Companies bought (net) by **Foreigners** over the last week



In million shares

### Top 5 Companies sold (net) by **Foreigners** over the last week



In million shares



The figures represent a change in the number of shares.

Daily Change: The net change between 27<sup>th</sup> and 26<sup>th</sup> of October trading sessions

Change for the last 5 sessions: The total daily net change for the last 5 sessions.

Change for the last 10 sessions: The total daily net change for the last 10 sessions.


Change for the last 20 sessions: The total daily net change for the last 20 sessions.

## **DISCLAIMER:**

The information contained was obtained from various public sources believed to be reliable, but we do not guarantee its accuracy. Wasata Financial Securities makes no representations or warranties (express or implied) regarding the data and information provided and Wasata Financial Securities does not represent that the information content of this document is complete, or free from any error, not misleading, or fit for any particular purpose. This report document provides general information only. Neither the information nor any opinion expressed constitutes an offer or an invitation to make an offer, to buy or sell any securities or other investment products related to such securities or investments.

This report document contained is subject to change without prior notice. Wasata assumes no responsibility to update the information in this report document.





Prepared by Financial Advisory Department

  
للأوراق المالية  
FINANCIAL SECURITIES

+974 44498880

[ramzi.qasmieh@Wasata.qa](mailto:ramzi.qasmieh@Wasata.qa)