



## Daily Report for Ownership Changes

3<sup>rd</sup> of October 2022 Session

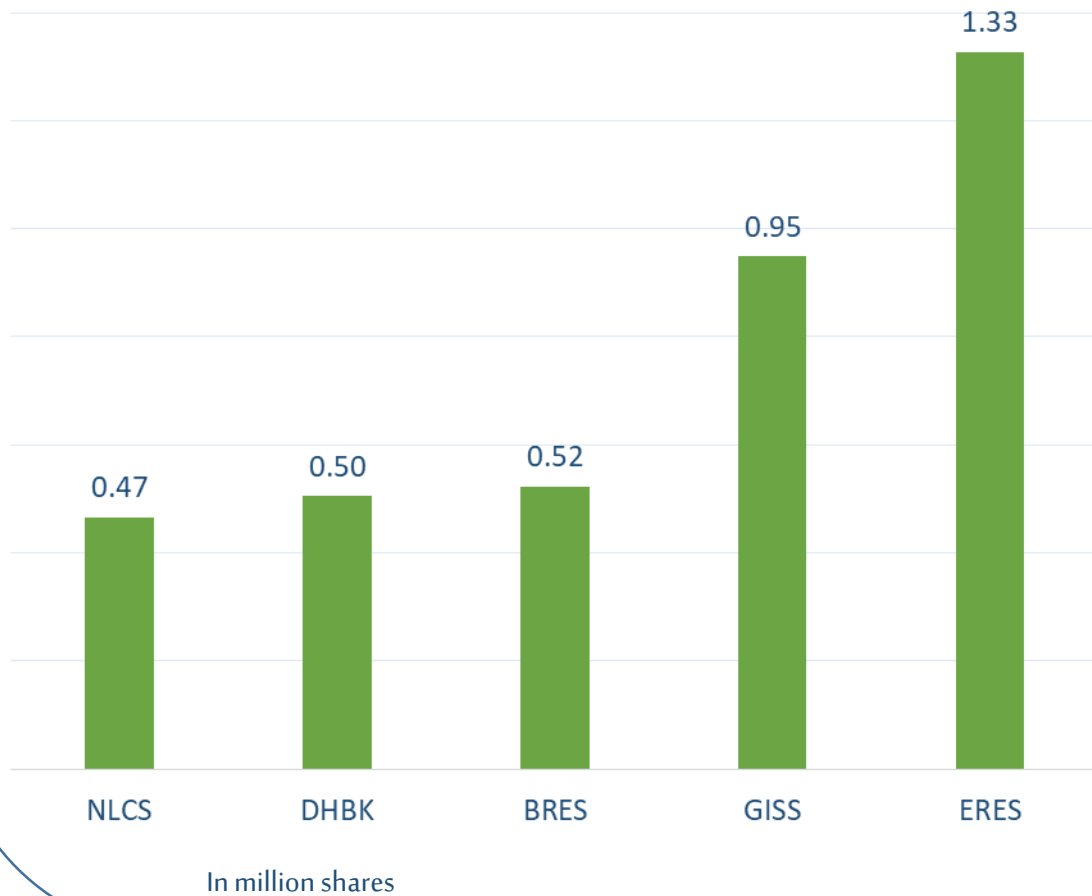
Company									3-Oct			
	Qatari				GCC				Foreigners			
	Daily Chg.	Last 5 Sessions Chg.	Last 10 Sessions Chg.	Last 20 Sessions Chg.	Daily Chg.	Last 5 Sessions Chg.	Last 10 Sessions Chg.	Last 20 Sessions Chg.	Daily Chg.	Last 5 Sessions Chg.	Last 10 Sessions Chg.	Last 20 Sessions Chg.
QNBK	-367,719	-4,157,508	-7,154,550	-13,504,126	0	-148,535	-22,978	-23,663	367,719	4,306,043	7,177,528	13,527,789
QIBK	-130,660	-597,350	897,999	-1,658,788	0	-5,051	680	13,002	130,660	602,401	-898,679	1,645,786
CBQK	684,730	-1,861,481	-5,421,153	-14,382,360	10,000	-20,106	-19,420	-27,813	-694,730	1,881,587	5,440,573	14,410,173
DHBK	-577,437	-1,146,281	-4,651,320	-15,193,916	72,899	122,899	-413,019	1,220,099	504,538	1,023,382	5,064,339	13,973,817
ABQK	0	400	48	-20,056	0	0	352	20,456	0	-400	-400	-400
QIHK	-92,600	-1,055,011	-1,878,201	-8,500,916	0	0	0	41,596	92,600	1,055,011	1,878,201	8,459,320
MARK	586,538	-2,922,422	-1,289,153	4,645,672	-24,747	76,350	-311,863	-1,943,279	-561,791	2,846,072	1,601,016	-2,702,393
QFBQ	458,221	1,309,207	-309,108	-783,949	79,460	-103,344	48,118	-99,498	-537,681	-1,205,863	260,990	883,447
NLCS	-542,431	1,187,671	-1,334,658	6,251,630	76,446	126,251	136,851	-31,849	465,985	-1,313,922	1,197,807	-6,219,781
DBIS	36,404	216,695	778,897	1,259,657	-2,500	-15,300	-15,300	-24,239	-33,904	-201,395	-763,597	-1,235,418
QOIS	-61,251	503,696	572,028	-203,472	5,213	-8,158	134,574	313,480	56,038	-495,538	-706,602	-110,008
IHGS	-39,445	-172,738	-77,717	251,333	6,333	6,333	6,333	20,524	33,112	166,405	71,384	-271,857
ZHCD	0	1,829	69,654	75,009	0	0	0	0	0	-1,829	-69,654	-75,009
QGMD	843,873	-704,939	-555,372	-246,746	-21,419	-25,696	-9,696	-204,703	-822,454	730,635	565,068	451,449
SIIS	-414,035	-116,934	588,976	9,871,043	20,338	225,135	-65,305	109,699	393,697	-108,201	-523,671	-9,980,742
BLDN	513,372	3,325,714	5,865,062	6,719,342	0	-61,463	-58,463	-42,118	-513,372	-3,264,251	-5,806,599	-6,677,224
MCGS	12,772	482,440	535,398	-710,745	0	0	0	14,171	-12,772	-482,440	-535,398	696,574
QCFS	0	0	0	4,600	0	0	0	0	0	0	0	-4,600
QFLS	-60,317	45,261	-911,954	-6,730,053	180	770	1,050	-6,340	60,137	-46,031	910,904	6,736,393
WDAM	4,084	56,925	236,012	232,858	0	0	2,000	3,463	-4,084	-56,925	-238,012	-236,321
MCCS	-8,926	16,632	-1,203	-546,083	-5,000	-12,049	-84,659	-99,388	13,926	-4,583	85,862	645,471
MERS	-22,773	79,661	692,856	734,001	0	3,802	3,802	2,124	22,773	-83,463	-696,658	-736,125
QIMD	7,674	-35,174	55,241	139,319	0	55,800	102,857	106,504	-7,674	-20,626	-158,098	-245,823
QNCD	55,291	-470,114	-365,104	-594,393	0	0	7,400	-90,600	-55,291	470,114	357,704	684,993

Company									3-Oct			
	Qatari				GCC				Foreigners			
	Daily Chg.	Last 5 Sessions Chg.	Last 10 Sessions Chg.	Last 20 Sessions Chg.	Daily Chg.	Last 5 Sessions Chg.	Last 10 Sessions Chg.	Last 20 Sessions Chg.	Daily Chg.	Last 5 Sessions Chg.	Last 10 Sessions Chg.	Last 20 Sessions Chg.
IQCD	-12,686	612,656	2,756,169	3,560,723	0	-19,542	-31,858	175,279	12,686	-593,114	-2,724,311	-3,736,002
QIGD	323,706	727,089	-75,272	968,152	0	-28,682	7,774	38,105	-323,706	-698,407	67,498	-1,006,257
QEWS	-132,622	-552,102	261,756	328,967	0	0	0	6,419	132,622	552,102	-261,756	-335,386
AHCS	97,271	-1,028,750	-1,488,266	-1,414,986	0	30,000	34,337	114,894	-97,271	998,750	1,453,929	1,300,092
GISS	-948,449	-1,067,457	-1,475,477	4,360,739	0	15,443	18,102	142,492	948,449	1,052,014	1,457,375	-4,503,231
MPHC	604,063	5,586,663	9,704,477	13,080,130	0	90	3,102	-51,019	-604,063	-5,586,753	-9,707,579	-13,029,111
IGRD	700,027	941,555	-4,667,823	-7,186,946	-10,000	-110,746	37,782	-16,388	-690,027	-830,809	4,630,041	7,203,334
QAMC	-344,449	163,740	3,429,083	8,612,448	43,218	66,956	88,731	139,446	301,231	-230,696	-3,517,814	-8,751,894
QATI	-4,648	-318,671	225,841	673,411	0	-50,500	-70,500	-67,567	4,648	369,171	-155,341	-605,844
DOHI	-2,360	15,129	1,568	-227,026	0	0	2,000	63,570	2,360	-15,129	-3,568	163,456
QGRI	0	0	42,042	99,882	0	0	2,000	4,000	0	0	-44,042	-103,882
AKHI	-61,921	42,357	-156,434	59,888	0	0	0	0	61,921	-42,357	156,434	-59,888
QISI	0	-12,555	-23,142	-11,277	0	0	0	735	0	12,555	23,142	10,542
QLMI	0	-14,185	11,567	15,897	0	0	0	0	0	14,185	-11,567	-15,897
UDCD	75,976	651,250	1,488,737	-5,042,198	0	-19,804	4,200	134,515	-75,976	-631,446	-1,492,937	4,907,683
BRES	-521,740	-194,574	1,180,673	-2,678,863	0	0	56,232	126,482	521,740	194,574	-1,236,905	2,552,381
ERES	-1,343,992	2,589,994	5,123,080	9,155,308	16,797	-2,235	-47,867	-28,427	1,327,195	-2,587,759	-5,075,213	-9,126,881
MRDS	335,651	2,030,187	176,951	1,823,948	-203,019	-202,943	-331,510	-302,965	-132,632	-1,827,244	154,559	-1,520,983
ORDS	4,189	-1,493,816	-2,536,146	-6,012,536	-29,170	-29,270	-28,340	29,316	15,390	1,523,086	2,561,655	5,983,220
VFQS	46,303	2,450,273	1,911,890	-7,109,843	561	59,228	49,921	331,854	-46,864	-2,509,501	-1,961,811	6,777,989
QNNS	520,551	-12,973	-787,483	-10,124,601	0	15,015	25,015	-48,158	-520,551	-2,042	762,468	10,172,759
GWCS	383,276	409,641	814,461	935,064	0	0	1,000	7,746	-383,276	-409,641	-815,461	-942,810
QGTS	91,043	-15,678,905	-18,757,636	-20,690,798	-52,900	-527,345	-567,886	-879,120	-38,143	16,206,250	19,325,522	21,569,918

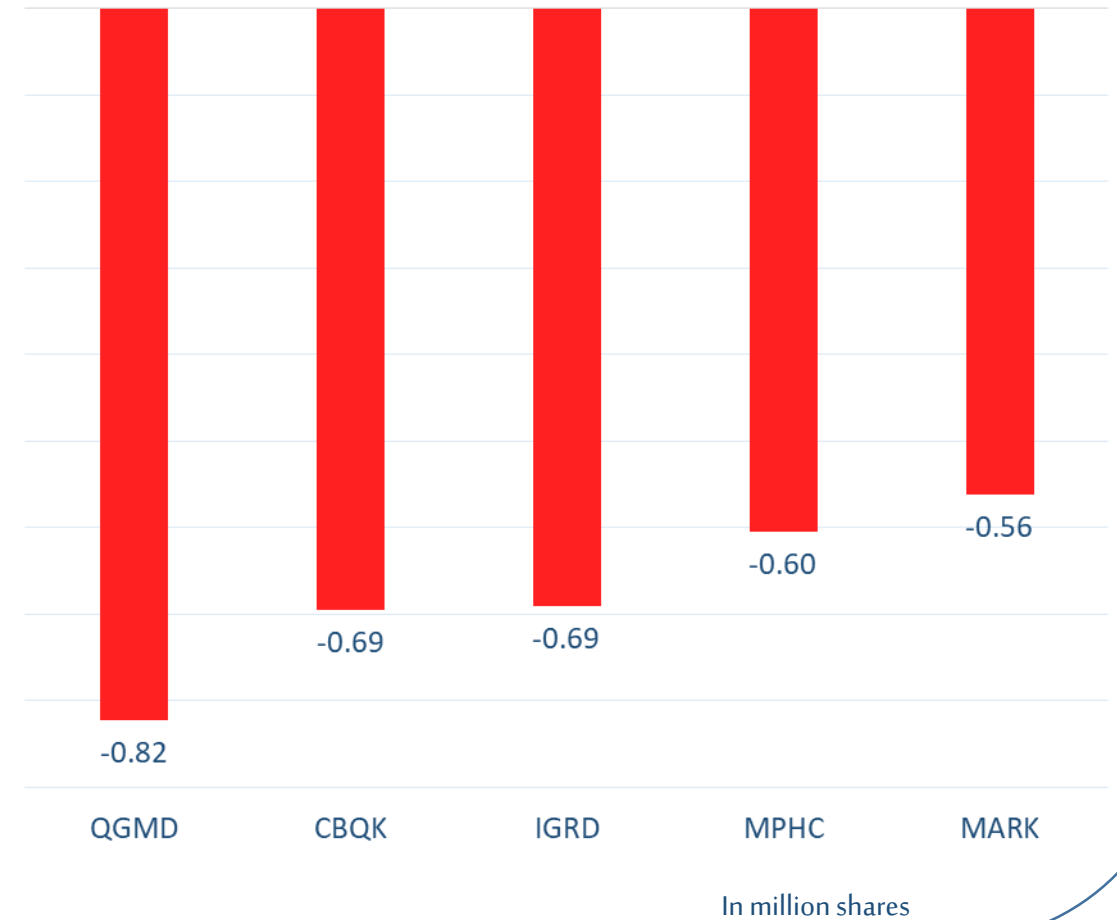
## Shareholder Activity by Nationality

Nationality	Buy %	Sell %	Net
Qataris	47.80%	48.32%	-0.52%
GCC	0.96%	0.93%	0.03%
Arab	9.09%	7.96%	1.13%
Foreigners	42.15%	42.79%	-0.64%

Top 5 Companies bought (net) by **Foreigners** in the last session



Top 5 Companies sold (net) by **Foreigners** in the last session





The figures represent a change in the number of shares.

Daily Change: The net change between 3<sup>rd</sup> and 2<sup>nd</sup> Of October trading sessions

Change for the last 5 sessions: The total daily net change for the last 5 sessions.


Change for the last 10 sessions: The total daily net change for the last 10 sessions.

Change for the last 20 sessions: The total daily net change for the last 20 sessions.

## **DISCLAIMER:**

The information contained was obtained from various public sources believed to be reliable, but we do not guarantee its accuracy. Wasata Financial Securities makes no representations or warranties (express or implied) regarding the data and information provided and Wasata Financial Securities does not represent that the information content of this document is complete, or free from any error, not misleading, or fit for any particular purpose. This report document provides general information only. Neither the information nor any opinion expressed constitutes an offer or an invitation to make an offer, to buy or sell any securities or other investment products related to such securities or investments.

This report document contained is subject to change without prior notice. Wasata assumes no responsibility to update the information in this report document.



Prepared by Financial Advisory Department

  
وساطة  
WASATA  
للأوراق المالية  
FINANCIAL SECURITIES

+974 44498880

[ramzi.qasmieh@Wasata.qa](mailto:ramzi.qasmieh@Wasata.qa)