



Daily Report for Ownership Changes

30th of October 2022 Session

									30-Oct			
Company	Qatari				GCC				Foreigners			
	Daily Chg.	Last 5 Sessions Chg.	Last 10 Sessions Chg.	Last 20 Sessions Chg.	Daily Chg.	Last 5 Sessions Chg.	Last 10 Sessions Chg.	Last 20 Sessions Chg.	Daily Chg.	Last 5 Sessions Chg.	Last 10 Sessions Chg.	Last 20 Sessions Chg.
*QNBK	-50,048,860	1,912,078	-51,439,494	-52,618,964	0	-53,190	-51,406	-68,256	50,048,860	-1,858,888	51,490,900	52,687,220
QIBK	-31,899	-944,953	-950,086	-2,373,743	0	225,051	232,051	245,861	31,899	719,902	718,035	2,127,882
CBQK	-83,089	1,619,962	427,371	-1,278,687	3,000	11	-40,890	-116,250	80,089	-1,619,973	-386,481	1,394,937
DHBK	813,625	5,710,094	5,449,827	4,060,782	0	210,124	325,000	545,359	-813,625	-5,920,218	-5,774,827	-4,606,141
ABQK	0	-2,613	-4,385	11,116	0	0	0	0	0	2,613	4,385	-11,116
QIIK	-40,390	28,671	-2,101,790	-4,262,390	0	20,000	0	73	40,390	-48,671	2,101,790	4,262,317
MARK	-425,891	6,924,877	-3,350,729	-8,170,329	-62,724	55,162	-451,575	-711,245	488,615	-6,980,039	3,802,304	8,884,394
QFBQ	1,113,210	-2,104,604	-1,311,449	-3,595,503	0	6,496	-24,837	-90,896	-1,113,210	2,098,108	1,336,286	3,686,399
NLCS	-3,213,706	-498,667	-6,186,921	-3,000,022	11,000	-251,007	-201,704	-132,299	3,202,706	749,674	6,388,625	3,135,331
DBIS	2,006	100,865	-787,661	182,147	-79,560	39,760	10,140	-60,763	77,554	-140,625	777,521	-121,384
QOIS	-51,723	-53,018	-2,215,019	-2,026,547	0	21,960	23,760	95,208	51,723	31,058	2,191,259	1,932,409
IHGS	-32,668	312,889	339,280	-32,277	-1,000	9,378	8,378	8,378	33,668	-322,267	-347,658	23,899
ZHCD	0	8,423	3,371	3,512	0	0	0	0	0	-8,423	-3,371	-3,512
QGMD	-83,929	-432,897	-1,480,957	1,382,184	0	36,227	50,326	27,760	83,929	396,670	1,430,631	-1,409,944
SIIS	486,052	1,663,071	3,363,899	6,215,048	0	324,621	141,210	109,901	-486,052	-1,987,692	-3,505,109	-6,324,949
BLDN	736,361	384,222	843,474	4,197,364	0	-112,969	-112,969	-70,226	-736,361	-271,253	-730,505	-4,127,138
MCGS	-44,471	-201,925	-249,176	-552,561	0	-8,102	0	0	44,471	210,027	249,176	552,561
QCFS	0	0	-3,450	-3,450	0	0	0	0	0	0	3,450	3,450
QFLS	100,204	63,597	-413,642	-2,129,840	-472,729	22,647	-452,112	-445,502	372,525	-86,244	865,754	2,575,342
WDAM	13,736	60,607	59,996	165,854	0	0	-516	3,044	-13,736	-60,607	-59,480	-168,578
MCCS	-48,917	172,413	-45,565	-311,566	-6,492	29,633	18,184	83,098	55,409	-202,046	27,381	228,468
MERS	-15,485	56,775	-2,637	12,276	0	3,136	7,669	5,189	15,485	-59,911	-5,032	-17,465
QIMD	0	-181,067	-199,615	-140,124	0	185,000	217,000	222,850	0	-3,933	-17,385	-82,726
QNCD	-25,370	-225,538	-816,271	-803,848	0	0	0	12,150	25,370	225,538	816,271	791,698

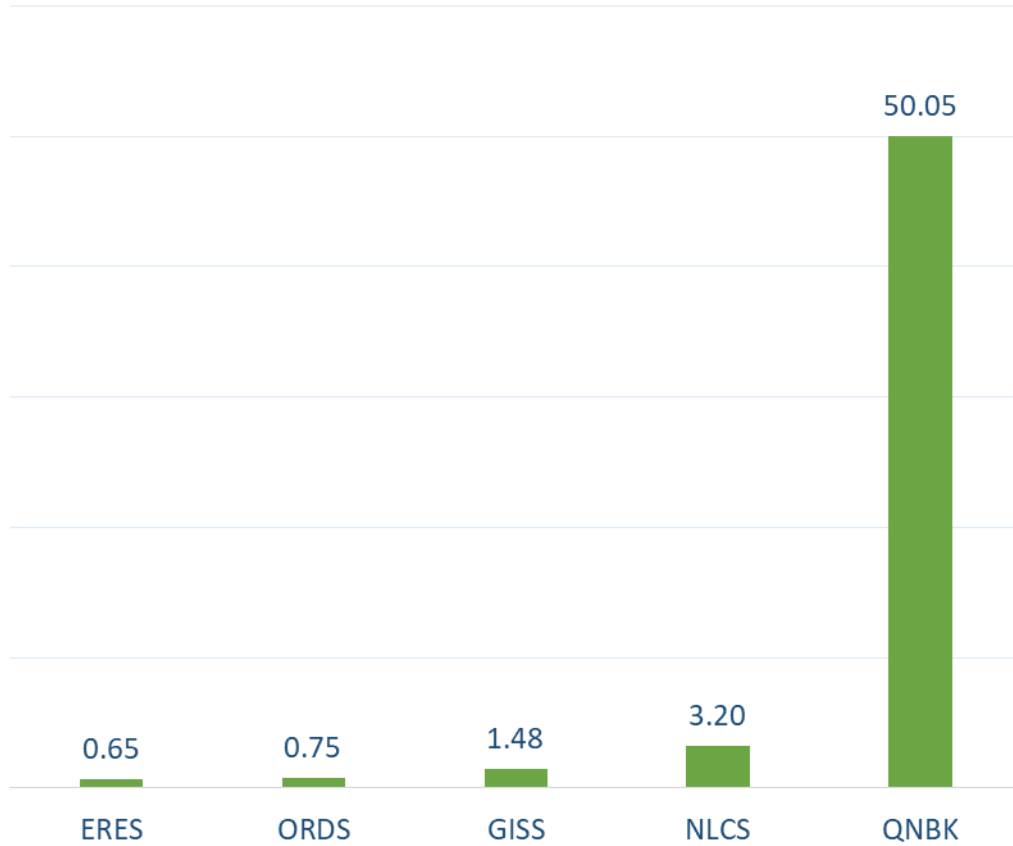
*Transfer through QCSD

									30-Oct			
Company	Qatari				GCC				Foreigners			
	Daily Chg.	Last 5 Sessions Chg.	Last 10 Sessions Chg.	Last 20 Sessions Chg.	Daily Chg.	Last 5 Sessions Chg.	Last 10 Sessions Chg.	Last 20 Sessions Chg.	Daily Chg.	Last 5 Sessions Chg.	Last 10 Sessions Chg.	Last 20 Sessions Chg.
IQCD	-113,267	-22,092	-170,376	-120,864	49,700	41,405	101,959	106,258	63,567	-19,313	68,417	14,606
QIGD	134,650	172,192	24,689	33,955	-41,337	138,047	103,460	-63,477	-93,313	-310,239	-128,149	32,022
QEWS	-227,330	-668,890	-1,189,492	-1,079,966	0	10	10	10	227,330	668,880	1,189,482	1,079,956
AHCS	-35,065	96,305	-360,531	-19,133	0	-5,542	-75,542	-65,542	35,065	-90,763	436,073	84,675
GISS	-1,552,677	708,549	-2,306,898	-750,287	75,476	-31,859	48,617	41,716	1,477,201	-676,690	2,258,281	708,571
MPHC	-592,878	1,194,815	-2,629,437	-9,528,794	0	50,807	50,850	-188,183	592,878	-1,245,622	2,578,587	9,749,637
IGRD	-575,954	-1,528,339	-2,974,929	-11,933,972	-850	13,763	-77,710	-31,217	576,804	1,514,576	3,052,639	11,965,189
QAMC	-566,061	23,767,393	25,019,363	8,724,219	39,200	572,623	618,121	354,803	526,861	-24,340,016	-25,637,484	-9,079,022
QATI	448,895	513,621	632,713	972,673	-30,000	-400,445	-435,445	-456,775	-418,895	-113,176	-197,268	-515,898
DOHI	-14,208	39,853	247,694	225,111	0	0	0	0	14,208	-39,853	-247,694	-225,111
QGRI	0	48,167	48,458	48,167	0	0	0	0	0	-48,167	-48,458	-48,167
AKHI	-75,751	-349,683	-623,387	-1,013,270	0	0	0	0	75,751	349,683	623,387	1,013,270
QISI	0	-26,533	-69,268	-51,613	0	0	0	0	0	26,533	69,268	51,613
QLMI	2,980	-26,584	-19,877	291,145	0	0	0	2,638	-2,980	26,584	19,877	-293,783
UDCD	295,244	800,997	824,157	1,979,336	0	0	10,449	-76,239	-295,244	-800,997	-834,606	-1,903,097
BRES	-270,517	-1,276,664	-3,742,045	-4,408,428	0	-14,970	-14,970	5,050	270,517	1,291,634	3,757,015	4,403,378
ERES	-612,457	3,079,069	-3,588,252	4,193,828	-40,040	20,603	34,053	-28,753	652,497	-3,099,672	3,554,199	-4,165,075
MRDS	139,059	-1,948,932	429,591	-3,344,585	101,435	85,253	135,881	252,642	-240,494	1,863,679	-565,472	3,091,943
ORDS	-726,481	-2,445,611	-2,666,428	-6,252,740	-30,000	-9,990	-820	-168,782	747,592	2,453,757	2,667,248	6,408,929
VFQS	-218,050	7,385,548	7,126,007	6,874,440	11,785	102,873	116,914	403,015	206,265	-7,488,421	-7,242,921	-7,272,455
QNNS	-33,007	-1,028,253	-2,558,967	-2,988,337	0	28,573	28,752	11,525	33,007	999,680	2,530,215	2,976,812
GWCS	421,308	257,293	1,171,577	3,415,572	0	0	0	3,303	-421,308	-257,293	-1,171,577	-3,418,875
QGTS	135,878	-7,120,258	-10,984,529	-17,342,419	-30,000	-126,113	-506,172	-1,885,349	-105,878	7,246,371	11,490,701	19,238,768

Shareholder Activity by Nationality

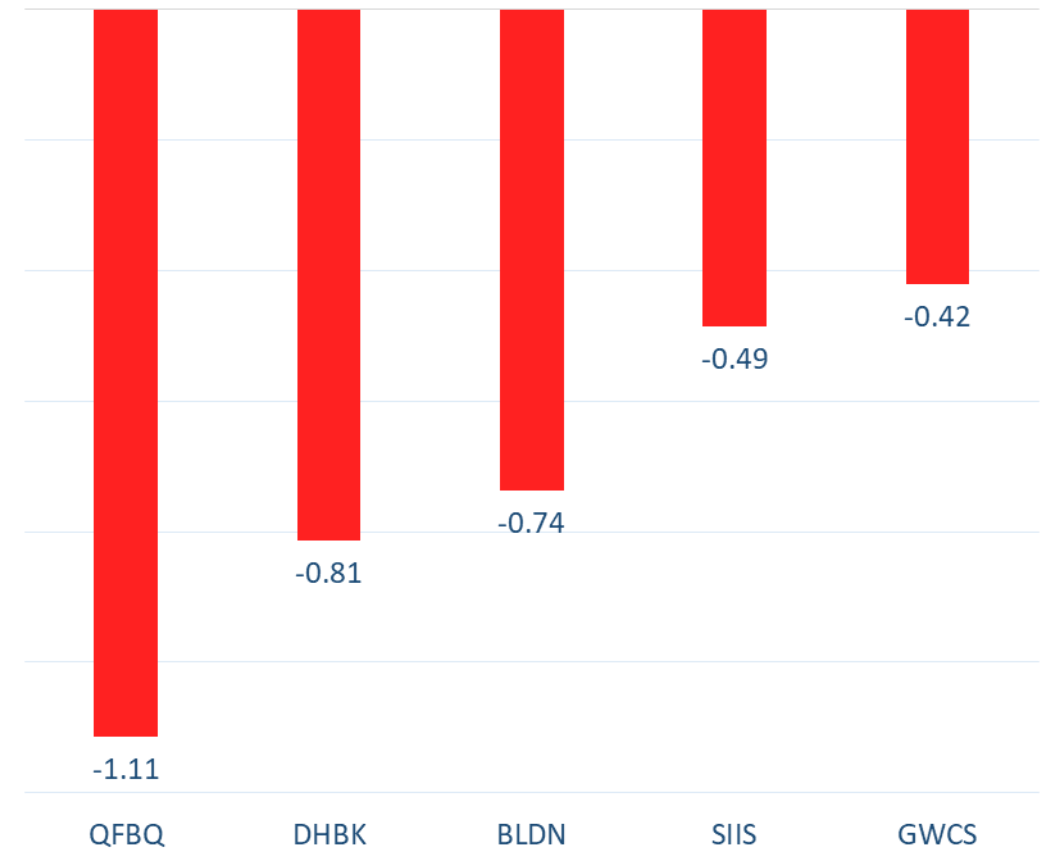
Nationality	Buy %	Sell %	Net
Qataris	79.18%	89.88%	-10.69%
GCC	0.72%	1.86%	-1.14%
Arab	5.12%	4.53%	0.59%
Foreigners	14.98%	3.74%	11.24%

Top 5 Companies bought (net) by **Foreigners** in the last session



In million shares

Top 5 Companies sold (net) by **Foreigners** in the last session



In million shares



The figures represent a change in the number of shares.

Daily Change: The net change between 30th and 27th Of October trading sessions

Change for the last 5 sessions: The total daily net change for the last 5 sessions.


Change for the last 10 sessions: The total daily net change for the last 10 sessions.

Change for the last 20 sessions: The total daily net change for the last 20 sessions.

DISCLAIMER:

The information contained was obtained from various public sources believed to be reliable, but we do not guarantee its accuracy. Wasata Financial Securities makes no representations or warranties (express or implied) regarding the data and information provided and Wasata Financial Securities does not represent that the information content of this document is complete, or free from any error, not misleading, or fit for any particular purpose. This report document provides general information only. Neither the information nor any opinion expressed constitutes an offer or an invitation to make an offer, to buy or sell any securities or other investment products related to such securities or investments.

This report document contained is subject to change without prior notice. Wasata assumes no responsibility to update the information in this report document.



Prepared by Financial Advisory Department


وساطة
WASATA
للأوراق المالية
FINANCIAL SECURITIES

+974 44498880

ramzi.qasmieh@Wasata.qa