



## Daily Report for Ownership Changes

5<sup>th</sup> of October 2022 Session

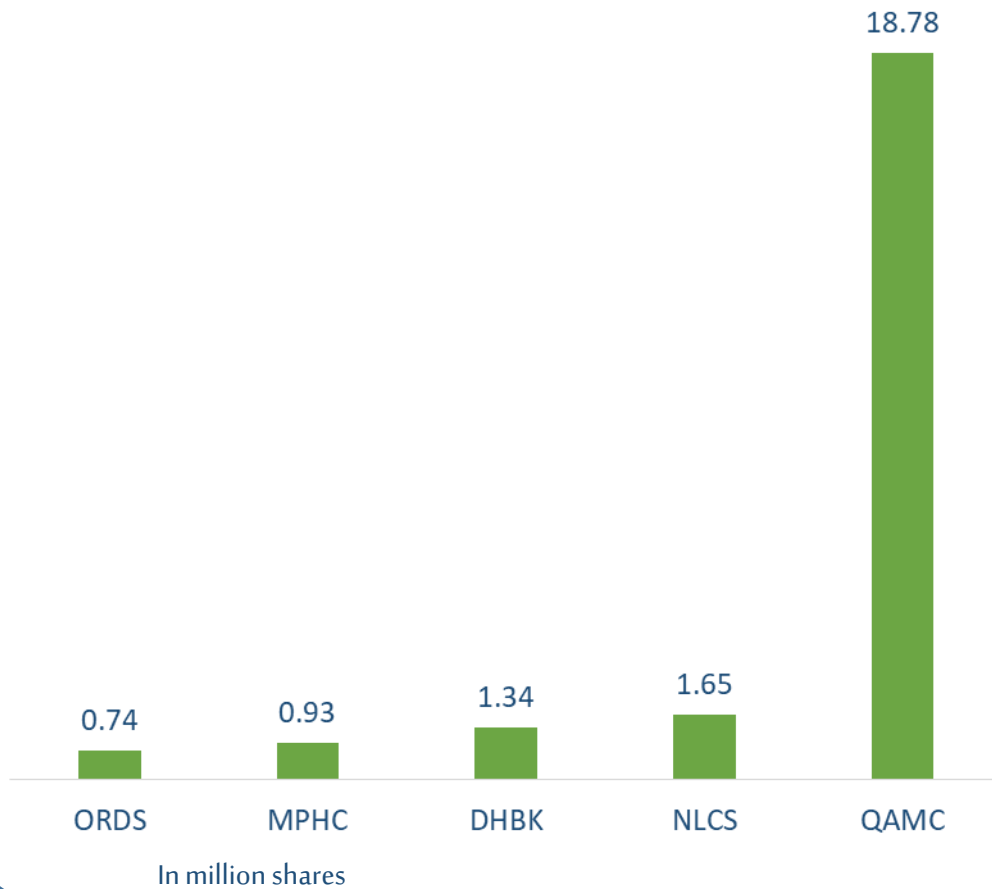
Company									5-Oct			
	Qatari				GCC				Foreigners			
	Daily Chg.	Last 5 Sessions Chg.	Last 10 Sessions Chg.	Last 20 Sessions Chg.	Daily Chg.	Last 5 Sessions Chg.	Last 10 Sessions Chg.	Last 20 Sessions Chg.	Daily Chg.	Last 5 Sessions Chg.	Last 10 Sessions Chg.	Last 20 Sessions Chg.
QNBK	-329,330	-1,630,284	-4,924,126	-14,807,483	0	-127,420	-34,704	-53,841	329,330	1,757,704	4,953,830	14,861,324
QIBK	-213,688	-930,490	-580,771	-2,052,686	0	14,258	11,199	27,066	213,688	916,232	569,572	2,025,620
CBQK	-623,698	-1,922,742	-5,807,267	-15,319,087	2,600	-11,610	-30,420	-95,790	621,098	1,934,352	5,837,687	15,414,877
DHBK	-1,338,225	-2,121,945	-1,756,515	-16,621,033	-3,412	49,487	89,487	387,374	1,341,637	2,072,458	1,667,028	16,233,659
ABQK	-1,250	45,385	45,785	25,329	0	0	0	20,456	1,250	-45,385	-45,785	-45,785
QIIK	-190,290	-1,524,189	-2,332,485	-7,897,244	-9,927	-29,927	-29,927	11,669	200,217	1,554,116	2,362,412	7,885,575
MARK	390,847	-6,257,233	-9,993,688	-4,715,282	-43,703	39,322	-263,168	-2,091,359	-347,144	6,217,911	10,256,856	6,806,641
QFBQ	713,081	990,698	-39,011	-944,991	-94,986	88,316	88,443	-58,062	-618,095	-1,079,014	-49,432	1,003,053
NLCS	-1,631,202	-1,171,824	2,620,643	5,066,368	-22,360	78,493	93,291	-89,809	1,653,562	1,093,331	-2,713,934	-4,976,559
DBIS	63,479	71,898	604,080	1,072,287	-5,000	-15,200	-23,700	-39,804	-58,479	-56,698	-580,380	-1,032,483
QOIS	1,074,466	184,585	152,148	-106,242	33,000	47,765	199,667	370,573	-1,107,466	-232,350	-351,815	-264,331
IHGS	124,412	-272,616	-420,729	-260,637	0	0	0	14,191	-124,412	272,616	420,729	246,446
ZHCD	-1,101	-2,629	73,664	72,780	0	0	0	0	1,101	2,629	-73,664	-72,780
QGMD	677,335	222,518	1,000,682	1,030,698	-4,604	-39,913	-30,300	-33,617	-672,731	-182,605	-970,382	-997,081
SIIS	469,458	262,199	586,800	7,848,111	-11,120	186,152	-32,994	75,775	-458,338	-448,351	-553,806	-7,923,886
BLDN	-291,085	2,620,085	6,117,573	6,716,706	81,058	60,479	-1,111	3,847	210,027	-2,680,564	-6,116,462	-6,720,553
MCGS	-43,821	-56,678	539,141	-495,970	0	0	0	14,171	43,821	56,678	-539,141	481,799
QCFS	0	0	0	4,600	0	0	0	0	0	0	0	-4,600
QFLS	-643,055	-1,068,960	-1,365,299	-7,239,694	0	2,110	3,080	-3,310	643,055	1,066,850	1,362,219	7,243,004
WDAM	2,975	96,223	286,140	540,530	3,400	3,544	3,544	7,007	-6,375	-99,767	-289,684	-547,537
MCCS	-105,587	-141,680	-173,423	-230,061	4,957	-7,092	-70,556	-94,431	100,630	148,772	243,979	324,492
MERS	2,831	-105,297	569,771	726,500	0	2,902	3,802	2,124	-2,831	102,395	-573,573	-728,624
QIMD	0	57,036	97,110	147,341	0	0	106,640	106,504	0	-57,036	-203,750	-253,845
QNCD	52,795	-329,652	-449,622	-606,728	12,150	12,150	16,400	-78,450	-64,945	317,502	433,222	685,178

									5-Oct			
Company	Qatari				GCC				Foreigners			
	Daily Chg.	Last 5 Sessions Chg.	Last 10 Sessions Chg.	Last 20 Sessions Chg.	Daily Chg.	Last 5 Sessions Chg.	Last 10 Sessions Chg.	Last 20 Sessions Chg.	Daily Chg.	Last 5 Sessions Chg.	Last 10 Sessions Chg.	Last 20 Sessions Chg.
IQCD	-335,803	17,941	1,697,826	3,088,822	217	-15,262	-24,878	166,509	335,586	-2,679	-1,672,948	-3,255,331
QIGD	276,265	146,640	389,951	907,342	3,941	-123,053	10,175	32,441	-280,206	-23,587	-400,126	-939,783
QEWS	23,090	-165,300	-247,742	115,805	0	0	0	6,419	-23,090	165,300	247,742	-122,224
AHCS	570,964	38,239	-927,576	-969,213	-98,697	33,237	52,574	76,868	-472,267	-71,476	875,002	892,345
GISS	1,362,214	1,760,934	562,584	5,070,517	-9,400	7,190	21,896	127,027	-1,352,814	-1,768,124	-584,480	-5,197,544
MPHC	-935,699	-1,891,492	6,454,786	7,320,909	3,904	-302,006	-294,579	-371,115	931,795	2,193,498	-6,160,207	-6,949,794
IGRD	1,484,548	1,049,749	-1,522,952	-8,702,497	-12,657	18,969	-83,275	48,142	-1,471,891	-1,068,718	1,606,227	8,654,355
QAMC	-18,666,492	-25,966,853	-20,754,553	-13,518,596	-113,686	51,605	76,565	102,386	18,780,178	25,915,248	20,677,988	13,416,210
QATI	21,349	333,667	166,334	234,968	6,541	-40,959	-101,459	-98,526	-27,890	-292,708	-64,875	-136,442
DOHI	1,468	16,597	43,916	-234,497	0	0	0	63,570	-1,468	-16,597	-43,916	170,927
QGRI	0	0	22,037	99,882	0	0	0	4,000	0	0	-22,037	-103,882
AKHI	74,124	-81,263	-161,650	-26,940	0	0	0	0	-74,124	81,263	161,650	26,940
QISI	7,287	3,080	-15,981	9,227	0	0	0	735	-7,287	-3,080	15,981	-9,962
QLMI	150,000	151,976	183,852	183,289	0	0	0	0	-150,000	-151,976	-183,852	-183,289
UDCD	-25,725	647,437	1,788,476	-6,884,029	23,312	23,312	26,812	37,827	2,413	-670,749	-1,815,288	6,846,202
BRES	-311,637	-1,285,326	1,214,137	-3,550,082	0	5,000	4,500	130,482	311,637	1,280,326	-1,218,637	3,419,600
ERES	799,515	1,627,128	4,185,242	10,614,754	-24,846	-57,081	-86,081	29,499	-774,669	-1,570,047	-4,099,161	-10,644,253
MRDS	-740,904	-1,332,128	-4,134,694	-437,033	65,722	-104,621	-229,288	-154,743	675,182	1,436,749	4,363,982	591,776
ORDS	-743,629	-2,919,096	-4,104,362	-8,061,794	0	-100,164	-99,334	-41,644	743,629	3,019,260	4,203,696	8,103,438
VFQS	102,693	98,713	1,881,119	-6,007,378	0	54,864	52,099	332,421	-102,693	-153,577	-1,933,218	5,674,957
QNNS	-123,756	173,927	-232,340	-8,957,529	0	-1,430	23,585	-54,588	123,756	-172,497	208,755	9,012,117
GWCS	424,288	1,080,199	1,188,192	1,538,943	3,303	3,303	3,303	10,049	-427,591	-1,083,502	-1,191,495	-1,548,992
QGTS	-161,780	-10,276,771	-23,509,804	-27,161,873	-120,236	-704,830	-803,936	-1,167,275	282,016	10,981,601	24,313,740	28,329,148

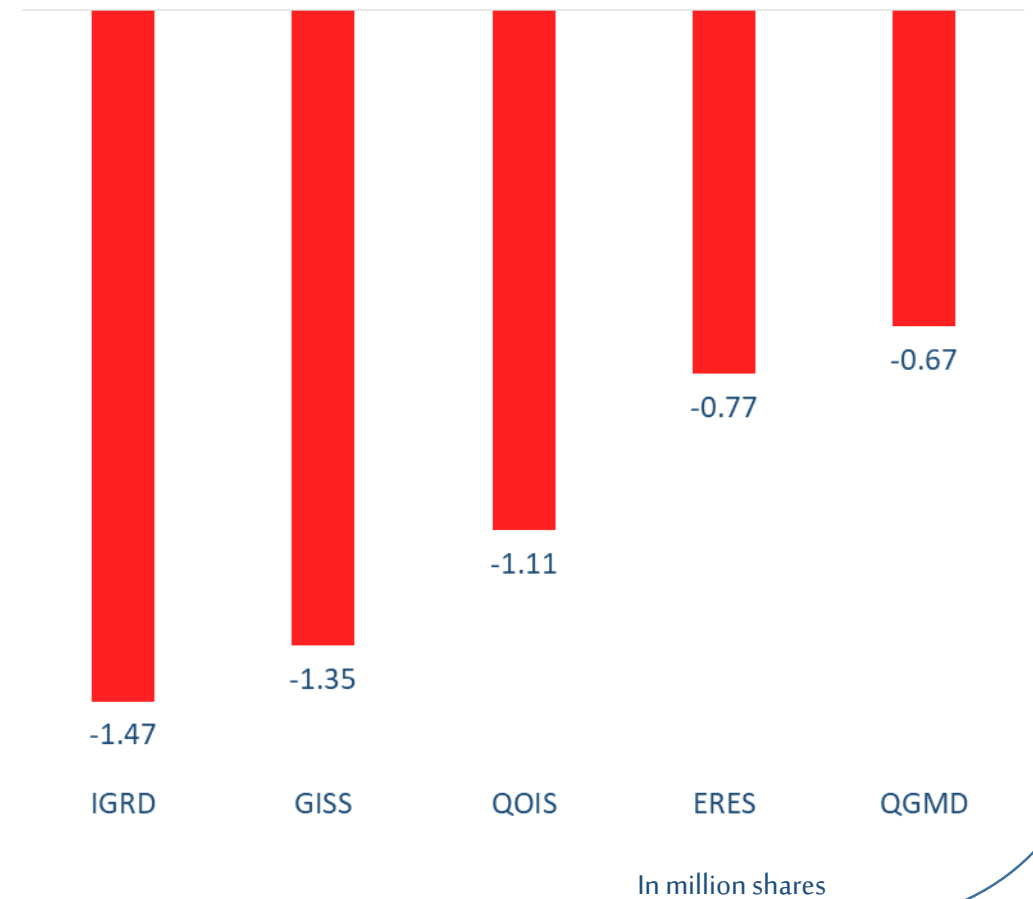
## Shareholder Activity by Nationality

Nationality	Buy %	Sell %	Net
Qataris	58.70%	70.74%	-12.04%
GCC	0.98%	2.06%	-1.08%
Arab	11.98%	13.62%	-1.64%
Foreigners	28.34%	13.58%	14.76%

### Top 5 Companies bought (net) by **Foreigners** in the last session



### Top 5 Companies sold (net) by **Foreigners** in the last session





The figures represent a change in the number of shares.

Daily Change: The net change between 5<sup>th</sup> and 4<sup>th</sup> Of October trading sessions

Change for the last 5 sessions: The total daily net change for the last 5 sessions.


Change for the last 10 sessions: The total daily net change for the last 10 sessions.

Change for the last 20 sessions: The total daily net change for the last 20 sessions.

## **DISCLAIMER:**

The information contained was obtained from various public sources believed to be reliable, but we do not guarantee its accuracy. Wasata Financial Securities makes no representations or warranties (express or implied) regarding the data and information provided and Wasata Financial Securities does not represent that the information content of this document is complete, or free from any error, not misleading, or fit for any particular purpose. This report document provides general information only. Neither the information nor any opinion expressed constitutes an offer or an invitation to make an offer, to buy or sell any securities or other investment products related to such securities or investments.

This report document contained is subject to change without prior notice. Wasata assumes no responsibility to update the information in this report document.



Prepared by Financial Advisory Department

  
وساطة  
WASATA  
للأوراق المالية  
FINANCIAL SECURITIES

+974 44498880

[ramzi.qasmieh@Wasata.qa](mailto:ramzi.qasmieh@Wasata.qa)