



Daily Report for Ownership Changes

14th of November 2022 Session

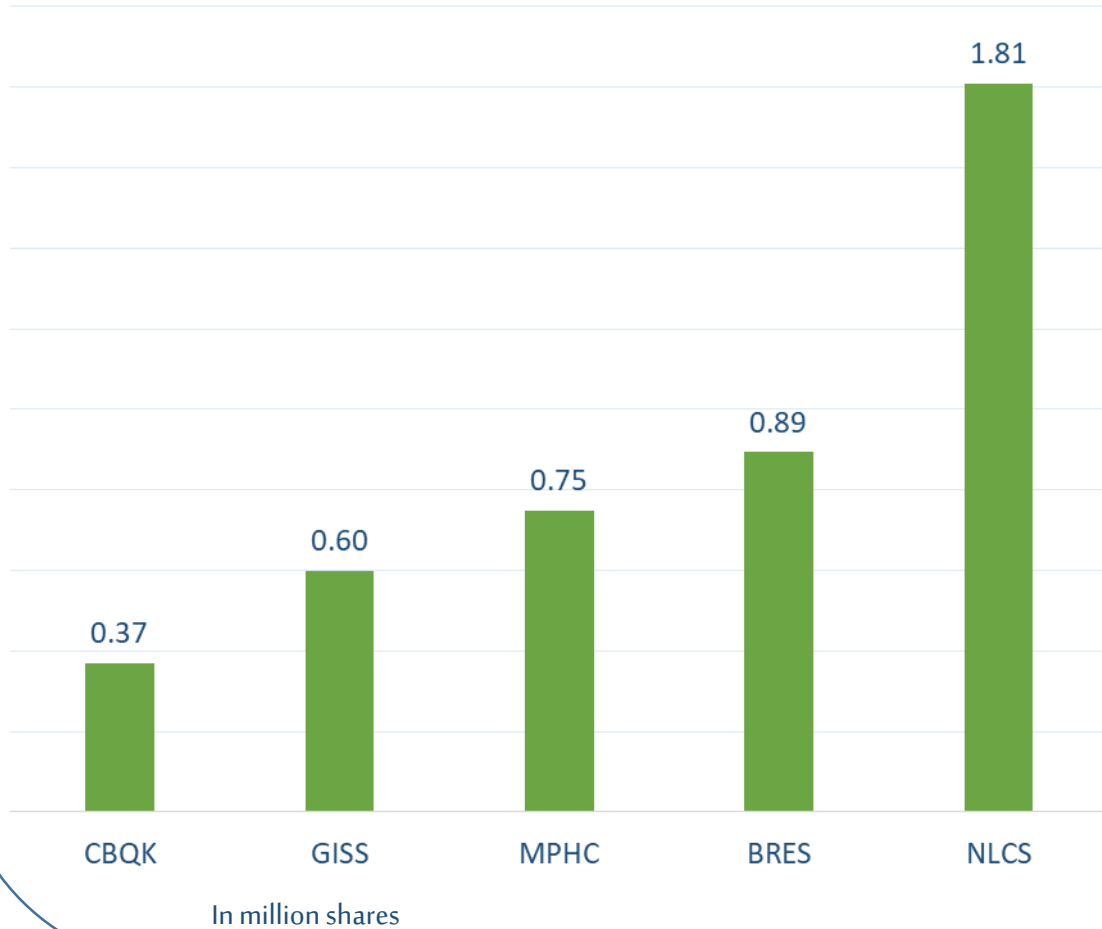
Company									14-Nov			
	Qatari				GCC				Foreigners			
	Daily Chg.	Last 5 Sessions Chg.	Last 10 Sessions Chg.	Last 20 Sessions Chg.	Daily Chg.	Last 5 Sessions Chg.	Last 10 Sessions Chg.	Last 20 Sessions Chg.	Daily Chg.	Last 5 Sessions Chg.	Last 10 Sessions Chg.	Last 20 Sessions Chg.
QNBK	296,699	-2,116,856	-51,663,438	-52,504,896	-10	2,490	-1,794	-53,200	-296,689	2,114,366	51,665,232	52,558,096
QIBK	-250,009	-1,550,507	-2,156,208	-2,937,779	0	-4,000	-830,910	-598,859	250,009	1,554,507	2,987,118	3,536,638
CBQK	-370,080	-885,036	-2,807,435	-2,342,859	0	13,165	4,165	-39,725	370,080	871,871	2,803,270	2,382,584
DHBK	46,914	-2,267,815	-2,697,553	1,782,573	91,284	-35,257	726,015	1,176,015	-138,198	2,303,072	1,971,538	-2,958,588
ABQK	0	0	-1,000	-5,385	0	0	0	0	0	0	1,000	5,385
QIHK	213,730	-355,366	-2,206,022	-4,414,977	0	-30,000	-242,390	-202,390	-213,730	385,366	2,448,412	4,617,367
MARK	-349,370	-5,336,102	-13,373,357	-15,753,550	10,900	-132,422	-65,707	-436,938	338,470	5,468,524	13,439,064	16,190,488
QFBQ	64,325	736,724	1,232,591	-1,105,671	0	0	143,808	121,193	-64,325	-736,724	-1,376,399	984,478
NLCS	-1,806,889	-4,011,832	-2,937,487	-4,885,161	-100	-124	2,897	-262,010	1,806,989	4,011,956	2,934,590	5,147,171
DBIS	-160,314	-366,447	-988,425	-1,753,107	7,914	-23,431	24,992	105,352	152,400	389,878	963,433	1,647,755
QOIS	24,045	270,588	466,306	-1,642,288	-6,000	-303,567	-19,100	10,759	-18,045	32,979	-447,206	1,631,529
IHGS	-96	-1,599	-242,810	70,784	0	-34,800	-1,000	8,378	96	36,399	243,810	-79,162
ZHCD	-609	-3,023	96,344	99,715	0	-3,484	-129,583	-129,583	609	6,507	33,239	29,868
QGMD	-111,283	-2,748,594	-3,789,113	-5,075,105	48,910	212,559	428,452	478,778	62,373	2,536,035	3,360,661	4,596,327
SIIS	-365,112	-3,607,754	-2,397,487	-403,789	156,361	99,497	136,549	246,396	208,751	3,508,257	2,260,938	157,393
BLDN	947,036	2,866,811	6,869,824	7,073,544	10,000	510,000	425,444	312,475	-957,036	-3,376,811	-7,295,268	-7,386,019
MCGS	-17,001	-73,525	-87,876	-324,773	0	0	0	0	17,001	73,525	87,876	324,773
QCFS	0	0	0	-3,450	0	0	0	0	0	0	0	3,450
QFLS	181,149	-2,070,920	-2,466,406	-2,961,540	0	0	-2,663,271	-2,642,654	-181,149	2,070,920	5,129,677	5,604,194
WDAM	-73,431	-118,049	155,045	175,589	-135	-135	4,865	4,349	73,566	118,184	-159,910	-179,938
MCCS	-35,935	55,524	154,066	193,293	1,517	-1,348	-1,849	22,827	34,418	-54,176	-152,217	-216,120
MERS	-12,978	-26,461	-168,715	-157,917	0	346	-1,990	5,679	12,978	26,115	170,705	152,238
QIMD	-10,678	-56,697	13,993	-185,622	0	25,109	-1,951	215,049	10,678	31,588	-12,042	-29,427
QNCD	-4,996	13,246	296,326	-528,223	0	0	-331,700	-331,700	4,996	-13,246	35,374	859,923

									14-Nov			
Company	Qatari				GCC				Foreigners			
	Daily Chg.	Last 5 Sessions Chg.	Last 10 Sessions Chg.	Last 20 Sessions Chg.	Daily Chg.	Last 5 Sessions Chg.	Last 10 Sessions Chg.	Last 20 Sessions Chg.	Daily Chg.	Last 5 Sessions Chg.	Last 10 Sessions Chg.	Last 20 Sessions Chg.
IQCD	80,725	-743,154	-1,794,745	-1,338,180	251	10,726	122,304	174,563	-80,976	732,428	1,672,441	1,163,617
QIGD	-40,713	-375,002	421,457	297,483	40,000	50,848	-1,337	133,924	713	324,154	-420,120	-431,407
QEWS	107,138	-719,376	-2,293,675	-3,212,167	0	0	0	10	-107,138	719,376	2,293,675	3,212,157
AHCS	57,539	-125,638	-277,644	-383,317	0	84,882	70,424	-5,118	-57,539	40,756	207,220	388,435
GISS	-697,331	-2,063,776	-4,623,656	-3,875,264	100,000	43,989	156,490	128,631	597,331	2,019,787	4,467,166	3,746,633
MPHC	-748,521	-2,631,764	-8,202,439	-10,086,011	0	-3,787	202,167	213,017	748,521	2,635,551	8,000,272	9,872,994
IGRD	-126,919	1,443,026	-1,011,985	-4,963,249	39,050	-71,112	62,306	-66,562	87,869	-1,371,914	949,679	5,029,811
QAMC	-339,232	-2,013,819	8,557,011	33,337,009	-50,000	-194,486	556,269	1,135,190	297,758	2,166,831	-9,204,754	-34,613,270
QATI	93,932	-168,485	613,828	800,659	0	0	-386,664	-792,109	-93,932	168,485	-227,164	-8,550
DOHI	3,084	85,432	-30,869	232,643	0	0	0	0	-3,084	-85,432	30,869	-232,643
QGRI	0	5,229	-9,772	38,686	0	0	0	0	0	-5,229	9,772	-38,686
AKHI	-53,107	-138,722	-185,965	-747,969	0	-20,000	20,000	20,000	53,107	158,722	165,965	727,969
QISI	0	-5,457	23,975	-39,636	0	0	0	0	0	5,457	-23,975	39,636
QLMI	-3,000	5,831	-52,024	-82,481	0	0	0	0	3,000	-5,831	52,024	82,481
UDCD	-23,721	449,784	1,107,570	1,701,189	0	0	0	10,449	23,721	-449,784	-1,107,570	-1,711,638
BRES	-893,014	-2,342,646	-1,775,646	-5,304,629	0	82,726	-6,886	-21,856	893,014	2,259,920	1,782,532	5,326,485
ERES	94,147	2,755,938	-2,081,234	-2,925,515	4,116	47,869	234,091	308,184	-98,263	-2,803,807	1,847,143	2,617,331
MRDS	157,474	5,448,268	4,274,651	4,817,400	-5,300	-348,709	-106,710	-151,122	-152,174	-5,099,559	-4,167,941	-4,666,278
ORDS	-130,867	656,732	-5,061,070	-6,924,800	-100	-12,702	-3,000,430	-2,970,823	128,467	-643,597	8,063,943	9,906,955
VFQS	-174,201	-2,092,383	-3,098,797	4,346,080	-10,000	-43,476	378,968	488,812	184,201	2,135,859	2,719,829	-4,846,996
QNNS	564,694	-102,233	1,414,420	-990,595	0	8,376	-1,260,773	-1,232,021	-564,694	93,857	-153,647	2,222,616
GWCS	79,769	292,174	1,957,399	2,708,700	0	-10,848	0	0	-79,769	-281,326	-1,957,399	-2,708,700
QGTS	-177,985	-1,638,746	-5,113,810	-16,570,461	-4,509	-93,147	-169,090	-589,873	182,494	1,731,893	5,282,900	17,160,334

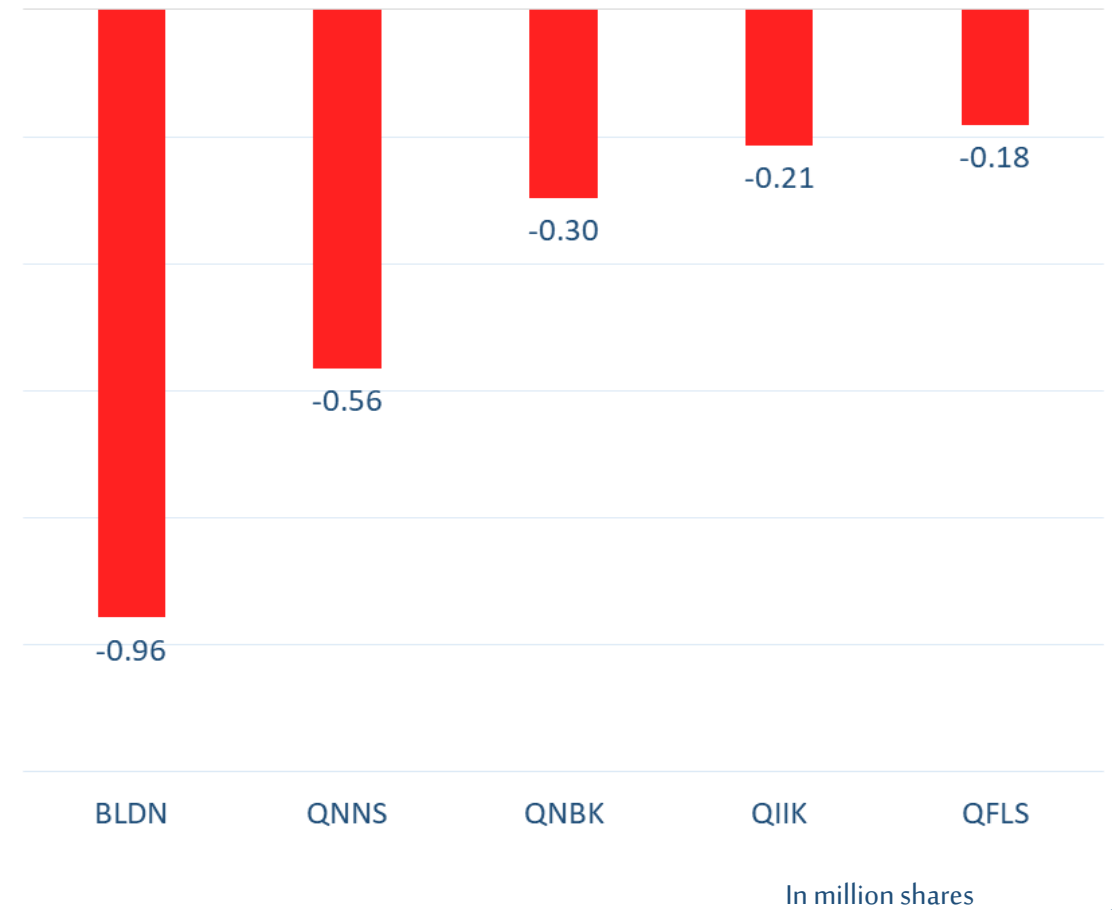
Trading by nationality for the last Session

Nationality	Buy %	Sell %	Net
Qataris	60.32%	59.93%	0.39%
GCC	1.08%	1.80%	-0.72%
Arab	10.54%	10.28%	0.26%
Foreigners	28.07%	28.00%	0.07%

Top 5 Companies bought (net) by **Foreigners** in the last session



Top 5 Companies sold (net) by **Foreigners** in the last session

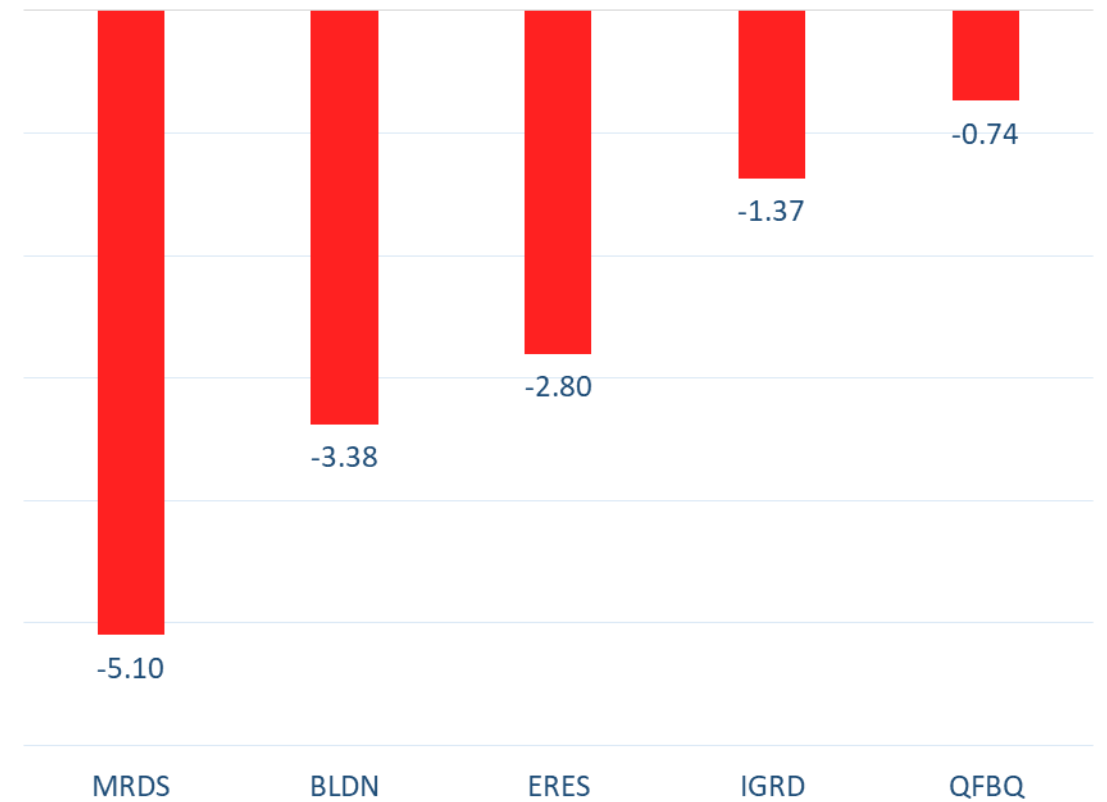


Top 5 Companies bought (net) by **Foreigners** over the last week



In million shares

Top 5 Companies sold (net) by **Foreigners** over the last week



In million shares



The figures represent a change in the number of shares.

Daily Change: The net change between 14th and 13th of November trading sessions

Change for the last 5 sessions: The total daily net change for the last 5 sessions.


Change for the last 10 sessions: The total daily net change for the last 10 sessions.

Change for the last 20 sessions: The total daily net change for the last 20 sessions.

DISCLAIMER:

The information contained was obtained from various public sources believed to be reliable, but we do not guarantee its accuracy. Wasata Financial Securities makes no representations or warranties (express or implied) regarding the data and information provided and Wasata Financial Securities does not represent that the information content of this document is complete, or free from any error, not misleading, or fit for any particular purpose. This report document provides general information only. Neither the information nor any opinion expressed constitutes an offer or an invitation to make an offer, to buy or sell any securities or other investment products related to such securities or investments.

This report document contained is subject to change without prior notice. Wasata assumes no responsibility to update the information in this report document.



Prepared by Financial Advisory Department



+974 44498880
ramzi.qasmieh@Wasata.qa