



## Daily Report for Ownership Changes

10<sup>th</sup> of November 2022 Session

Company									10-Nov			
	Qatari				GCC				Foreigners			
	Daily Chg.	Last 5 Sessions Chg.	Last 10 Sessions Chg.	Last 20 Sessions Chg.	Daily Chg.	Last 5 Sessions Chg.	Last 10 Sessions Chg.	Last 20 Sessions Chg.	Daily Chg.	Last 5 Sessions Chg.	Last 10 Sessions Chg.	Last 20 Sessions Chg.
QNBK	-2,628,148	-3,452,247	-51,963,528	-52,231,966	0	-1,784	-59,984	-52,920	2,628,148	3,454,031	52,023,512	52,284,886
QIBK	-96,908	-2,013,134	-2,052,462	-2,781,648	0	-4,000	-830,910	-598,859	96,908	2,017,134	2,883,372	3,380,507
CBQK	-45,777	-1,372,115	-1,849,750	-2,181,707	4,000	8,165	4,165	-103,475	41,777	1,363,950	1,845,585	2,285,182
DHBK	-648,263	-2,923,581	-2,227,669	1,968,023	-171,562	122,469	634,731	1,084,731	819,825	2,801,112	1,592,938	-3,052,754
ABQK	0	0	-886	-5,385	0	0	0	0	0	0	886	5,385
QIIK	-254,757	-1,064,517	-2,069,918	-4,819,861	0	-54,600	-242,390	-210,480	254,757	1,119,117	2,312,308	5,030,341
MARK	-320,906	-7,581,537	-13,248,669	-15,150,364	-31,510	-233,163	-31,035	-484,753	352,416	7,814,700	13,279,704	15,635,117
QFBQ	161,028	146,009	542,665	-3,021,382	-150,003	0	143,808	124,526	-11,025	-146,009	-686,473	2,896,856
NLCS	-176,922	-1,128,728	499,901	-5,134,097	-24	2,973	2,997	-75,626	176,946	1,125,755	-502,898	5,209,723
DBIS	-96,268	-418,763	-616,800	-1,502,580	-18,444	52,313	6,729	82,675	114,712	366,450	610,071	1,419,905
QOIS	-12,758	209,867	508,899	-1,550,354	0	-10,000	-12,040	22,606	12,758	-199,867	-496,859	1,527,748
IHGS	9,780	-177,738	-277,590	78,808	5,200	5,200	8,158	8,378	-14,980	172,538	269,432	-87,186
ZHCD	0	35,095	96,953	101,966	0	-51,203	-129,583	-129,583	0	16,108	32,630	27,617
QGMD	-577,954	-3,719,717	-4,357,456	-4,445,289	40,458	252,235	352,114	429,868	537,496	3,467,482	4,005,342	4,015,421
SIIS	-453,049	-2,556,545	-2,062,642	-818,618	-179,631	-219,425	-6,972	114,851	632,680	2,775,970	2,069,614	703,767
BLDN	1,192,093	4,816,664	5,108,452	6,388,553	0	468,400	415,444	302,475	-1,192,093	-5,285,064	-5,523,896	-6,691,028
MCGS	-23,953	4,406	-168,131	-373,223	0	0	0	0	23,953	-4,406	168,131	373,223
QCFS	0	0	0	-3,450	0	0	0	0	0	0	0	3,450
QFLS	-797,907	-2,829,439	-2,619,341	-3,219,959	0	-410,542	-2,663,245	-2,640,674	797,907	3,239,981	5,282,586	5,860,633
WDAM	-45,573	77,168	224,423	254,113	0	0	5,000	4,484	45,573	-77,168	-229,423	-258,597
MCCS	250,080	292,807	429,388	190,234	773	-2,904	16,267	21,310	-250,853	-289,903	-445,655	-211,544
MERS	-12,935	-41,271	-70,248	-146,802	-540	-225	-604	5,679	13,475	41,496	70,852	141,123
QIMD	-35,111	-45,641	14,981	-168,796	0	25,109	18,049	215,049	35,111	20,532	-33,030	-46,253
QNCD	-14,684	122,020	188,615	-564,103	0	0	-331,700	-331,700	14,684	-122,020	143,085	895,803

									10-Nov			
Company	Qatari				GCC				Foreigners			
	Daily Chg.	Last 5 Sessions Chg.	Last 10 Sessions Chg.	Last 20 Sessions Chg.	Daily Chg.	Last 5 Sessions Chg.	Last 10 Sessions Chg.	Last 20 Sessions Chg.	Daily Chg.	Last 5 Sessions Chg.	Last 10 Sessions Chg.	Last 20 Sessions Chg.
IQCD	-64,549	-718,367	-1,918,607	-1,446,433	-21,703	-22,901	118,654	174,312	86,252	741,268	1,799,953	1,272,121
QIGD	-125,527	-46,389	234,150	217,253	-300	-20,300	5,000	70,073	125,827	66,689	-239,150	-287,326
QEWS	-214,960	-1,298,633	-2,567,819	-3,238,365	0	0	0	10	214,960	1,298,633	2,567,819	3,238,355
AHCS	-677	-213,068	-275,814	150,584	0	84,882	70,424	-30,118	677	128,186	205,390	-120,466
GISS	-109,262	-2,977,926	-4,719,800	-3,821,393	0	24,100	36,490	28,631	109,262	2,953,826	4,683,310	3,792,762
MPHC	-465,376	-3,988,825	-7,050,982	-8,730,565	0	2,167	252,167	213,017	465,376	3,986,658	6,798,815	8,517,548
IGRD	75,973	-434,964	-2,470,010	-5,090,528	0	24,106	18,256	-95,459	-75,973	410,858	2,451,754	5,185,987
QAMC	253,371	2,855,599	14,164,227	33,951,137	-3,012	487,690	1,259,411	1,136,516	-250,359	-3,343,289	-15,423,638	-35,118,554
QATI	27,524	-274,937	910,723	832,055	9,000	9,000	-767,109	-792,109	-36,524	265,937	-143,614	-39,946
DOHI	31,477	11,732	-42,586	185,503	0	0	0	0	-31,477	-11,732	42,586	-185,503
QGRI	0	9,229	-9,002	38,686	0	0	0	0	0	-9,229	9,002	-38,686
AKHI	-34,834	-93,748	-177,970	-993,177	0	0	20,000	20,000	34,834	93,748	157,970	973,177
QISI	0	31,164	24,884	-41,636	0	0	0	0	0	-31,164	-24,884	41,636
QLMI	-855	-16,387	-50,454	-85,276	0	0	0	0	855	16,387	50,454	85,276
UDCD	380,865	200,282	1,327,659	1,700,339	0	0	0	10,449	-380,865	-200,282	-1,327,659	-1,710,788
BRES	-392,928	-1,922,631	-1,225,480	-5,951,009	25,500	50,346	-6,886	-6,856	367,428	1,872,285	1,232,366	5,957,865
ERES	-990,045	382,777	-2,018,675	-1,831,429	-7,579	246,550	196,327	301,568	997,624	-629,327	1,822,348	1,529,861
MRDS	830,710	5,653,683	3,238,782	5,707,474	-23,232	-399,699	103,263	-246,898	-807,478	-5,253,984	-3,342,045	-5,460,576
ORDS	-150,506	-429,289	-5,714,113	-7,346,549	-9,815	-2,930,367	-3,000,330	-2,998,778	158,518	3,371,685	8,728,275	10,359,159
VFQS	-1,545,094	-3,147,888	-1,907,628	4,579,992	0	377,183	390,659	751,821	1,545,094	2,770,705	1,516,969	-5,331,813
QNNS	-550,722	-356,628	798,972	-1,601,042	0	24,387	-1,260,773	-1,232,021	550,722	332,241	461,801	2,833,063
GWCS	-22,103	544,114	1,895,002	2,690,673	0	0	0	0	22,103	-544,114	-1,895,002	-2,690,673
QGTS	-95,387	-2,201,133	-5,294,869	-15,878,122	-15,667	-99,409	-174,611	-1,415,914	111,054	2,300,542	5,469,480	17,294,036

## Insider Traders For the Last Week

Company	Buy	Sell	Net
BLDN	17,058,649	0	17,058,649
QGTS	645,862	0	645,862
UDCD	247,315	0	247,315
IQCD	50,207	0	50,207
ZHCD	4,372	0	4,372
IGRD	93	0	93
Ooredoo	0	5,000	-5,000
QNNS	5,963	97,158	-91,195
QIIK	0	150,000	-150,000
MPHC	0	168,100	-168,100
DBIS	0	206,445	-206,445
SIIS	100,000	450,000	-350,000
QEWS	0	718,891	-718,891
CBQK	0	914,211	-914,211
GISS	0	2,180,819	-2,180,819

## Trading by nationality for the past week

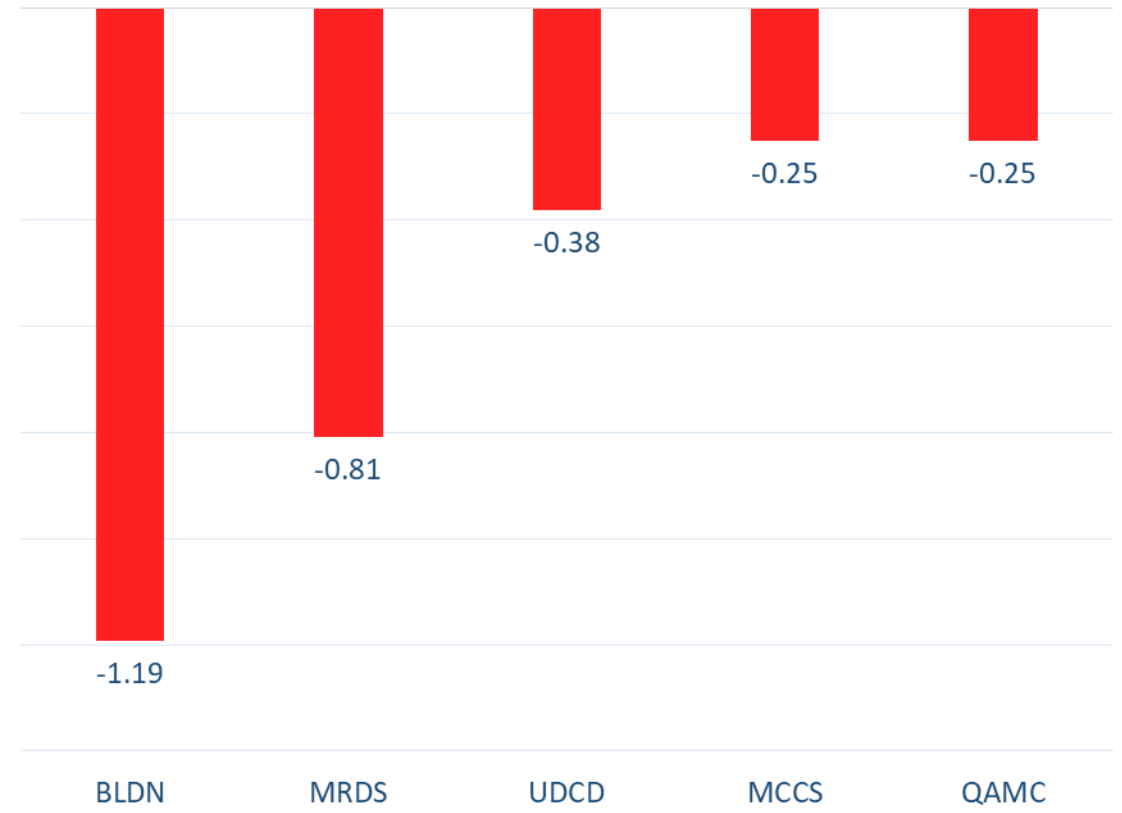
Nationality	Buy %	Sell %	Net
Qataris	51.64%	64.92%	-13.28%
GCC	0.92%	3.94%	-3.02%
Arab	10.27%	9.93%	0.34%
Foreigners	37.18%	21.22%	15.96%

Top 5 Companies bought (net) by **Foreigners** in the last session



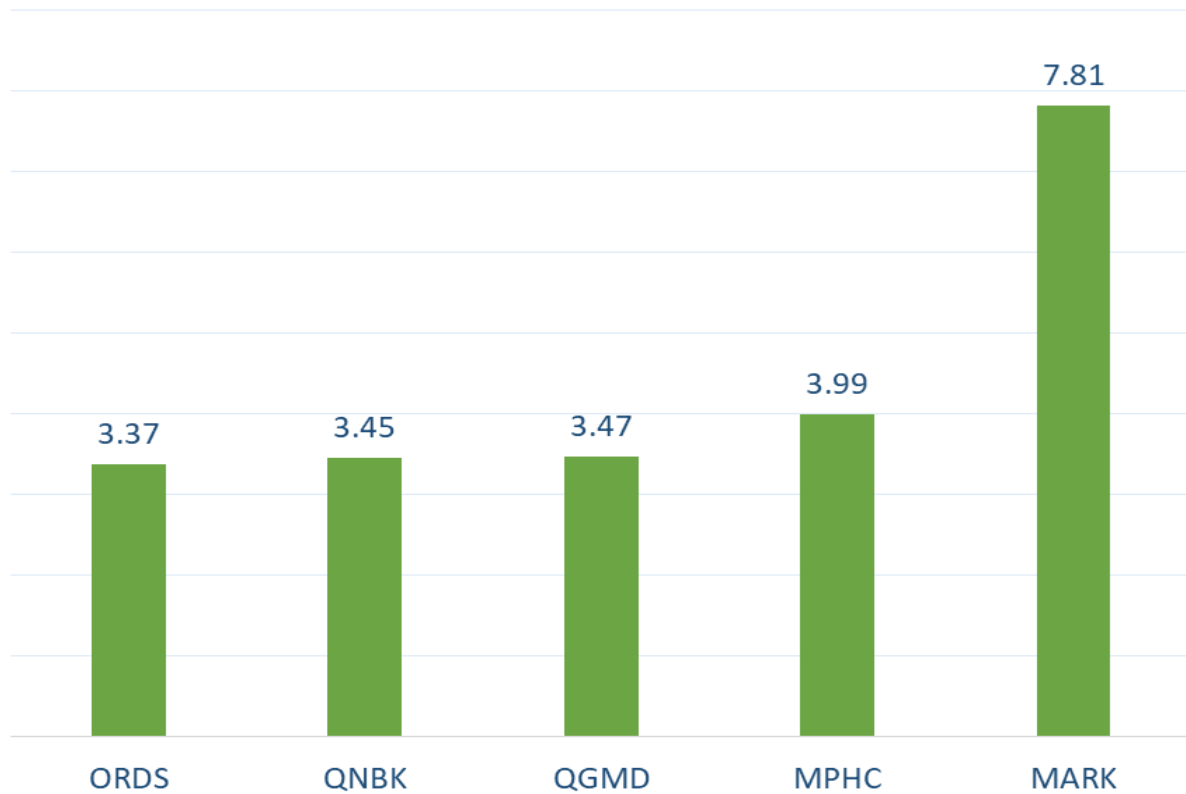
In million shares

Top 5 Companies sold (net) by **Foreigners** in the last session



In million shares

Top 5 Companies bought (net) by **Foreigners** over the last week



In million shares

Top 5 Companies sold (net) by **Foreigners** over the last week



In million shares



The figures represent a change in the number of shares.

Daily Change: The net change between 10<sup>th</sup> and 9<sup>th</sup> of November trading sessions

Change for the last 5 sessions: The total daily net change for the last 5 sessions.

Change for the last 10 sessions: The total daily net change for the last 10 sessions.


Change for the last 20 sessions: The total daily net change for the last 20 sessions.

## **DISCLAIMER:**

The information contained was obtained from various public sources believed to be reliable, but we do not guarantee its accuracy. Wasata Financial Securities makes no representations or warranties (express or implied) regarding the data and information provided and Wasata Financial Securities does not represent that the information content of this document is complete, or free from any error, not misleading, or fit for any particular purpose. This report document provides general information only. Neither the information nor any opinion expressed constitutes an offer or an invitation to make an offer, to buy or sell any securities or other investment products related to such securities or investments.

This report document contained is subject to change without prior notice. Wasata assumes no responsibility to update the information in this report document.





Prepared by Financial Advisory Department

  
وساطة  
WASATA  
للأوراق المالية  
FINANCIAL SECURITIES

+974 44498880

[ramzi.qasmieh@Wasata.qa](mailto:ramzi.qasmieh@Wasata.qa)