



Daily Report for Ownership Changes

6th of November 2022 Session

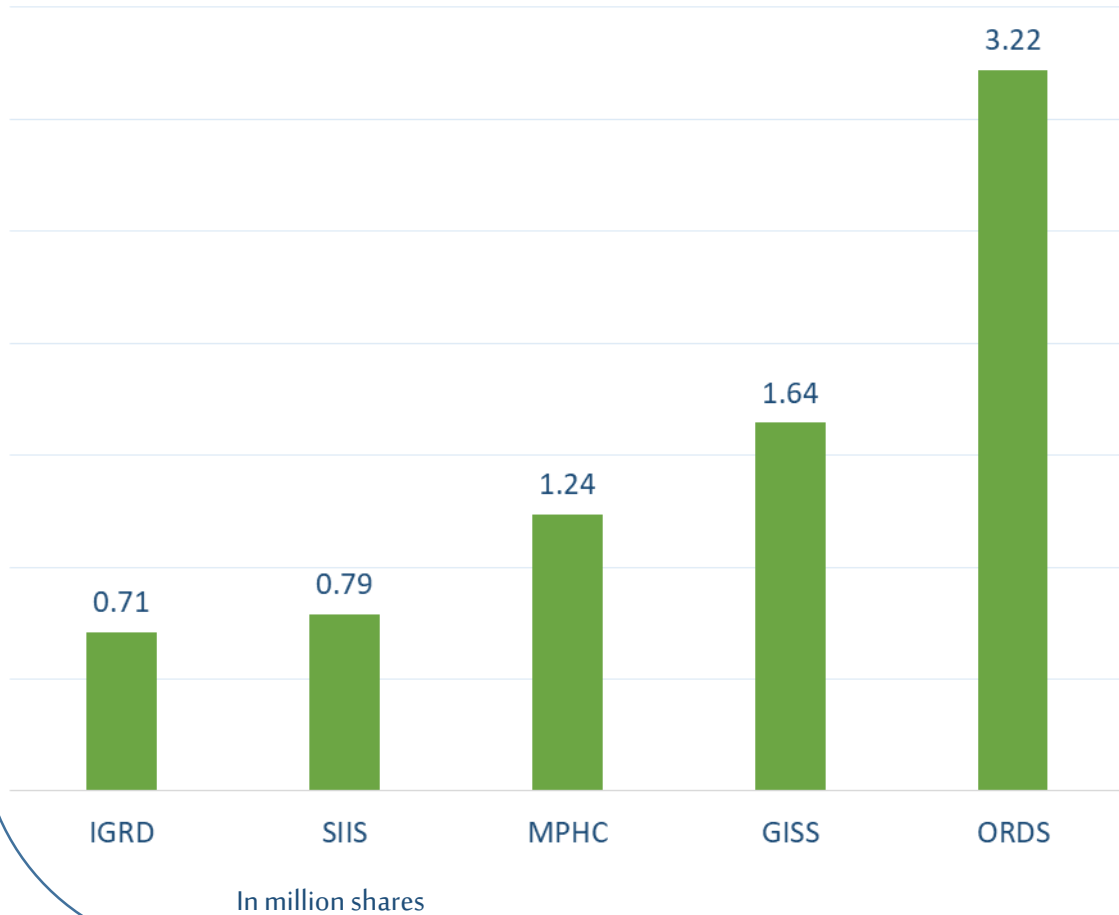
									6-Nov			
Company	Qatari				GCC				Foreigners			
	Daily Chg.	Last 5 Sessions Chg.	Last 10 Sessions Chg.	Last 20 Sessions Chg.	Daily Chg.	Last 5 Sessions Chg.	Last 10 Sessions Chg.	Last 20 Sessions Chg.	Daily Chg.	Last 5 Sessions Chg.	Last 10 Sessions Chg.	Last 20 Sessions Chg.
QNBK	-430,115	-1,517,293	-50,123,744	-51,312,107	0	0	-53,200	-50,836	430,115	1,517,293	50,176,944	51,362,943
QIBK	-213,259	-171,333	-1,079,094	-1,684,121	0	-826,910	-601,870	-594,859	213,259	998,243	1,680,964	2,278,980
CBQK	144,150	-883,778	96,999	-669,102	0	-3,000	0	-107,640	-144,150	886,778	-96,999	776,742
DHBK	-629,232	-1,912,006	3,776,355	3,714,296	60,000	400,700	600,700	955,700	569,232	1,511,306	-4,377,055	-4,669,996
ABQK	0	-1,000	-886	-4,519	0	0	0	0	0	1,000	886	4,519
QIIK	-99,487	-1,669,089	-1,465,919	-4,702,858	-20,000	-207,790	-171,457	-207,790	119,487	1,876,879	1,637,376	4,910,648
MARK	-414,171	-5,751,636	1,661,460	-8,929,114	-169,644	18,126	21,453	-508,465	583,815	5,733,510	-1,682,913	9,437,579
QFBQ	-561,913	-491,838	-1,022,153	-4,928,792	0	-6,195	-148,179	-140,200	561,913	498,033	1,170,332	5,068,992
NLCS	1,863,548	4,898,462	672,206	2,519,163	2,997	-8,003	-137,170	-144,017	-1,866,545	-4,890,459	-535,036	-2,375,146
DBIS	-419,586	-927,208	-788,144	-1,738,937	209,642	235,523	177,723	205,660	209,944	691,685	610,421	1,533,277
QOIS	74,427	345,786	432,734	-1,652,285	0	-3,100	18,860	24,638	-74,427	-342,686	-451,594	1,627,647
IHGS	-360,601	-383,129	-156,672	-78,920	40,000	40,000	48,158	48,378	320,601	343,129	108,514	30,542
ZHCD	22,414	84,272	92,689	89,285	-29,181	-107,561	-107,561	-107,561	6,767	23,289	14,872	18,276
QGMD	-308,046	-760,184	151,401	-2,055,184	-300	167,465	132,037	221,305	308,346	592,719	-283,438	1,833,879
SIIS	-791,890	-1,206,821	1,337,377	5,923,266	756	20,738	165,267	149,457	791,134	1,186,083	-1,502,644	-6,072,723
BLDN	57,116	1,618,972	2,450,293	3,141,865	0	-52,956	-161,191	-183,661	-57,116	-1,566,016	-2,289,102	-2,958,204
MCGS	-3,450	-58,213	-300,340	-546,121	0	0	0	0	3,450	58,213	300,340	546,121
QCFS	0	0	0	-3,450	0	0	0	0	0	0	0	3,450
QFLS	-174,236	-890,463	-781,311	-1,836,669	-200,000	-1,980,000	-2,430,092	-2,429,642	374,236	2,870,463	3,211,403	4,266,311
WDAM	59,334	151,333	230,035	196,365	0	5,000	5,000	4,484	-59,334	-156,333	-235,035	-200,849
MCCS	37,621	233,812	344,665	89,029	13,860	20,663	43,804	98,847	-51,481	-254,475	-388,469	-187,876
MERS	3,546	-108,370	-30,470	-105,214	0	-2,305	821	2,698	-3,546	110,675	29,649	102,516
QIMD	1,410	36,611	-25,496	-158,975	0	-27,060	48,940	195,790	-1,410	-9,551	-23,444	-36,815
QNCD	-4,003	185,985	-53,016	-674,182	0	-331,700	-331,700	-331,700	4,003	145,715	384,716	1,005,882

Company									6-Nov			
	Qatari				GCC				Foreigners			
	Daily Chg.	Last 5 Sessions Chg.	Last 10 Sessions Chg.	Last 20 Sessions Chg.	Daily Chg.	Last 5 Sessions Chg.	Last 10 Sessions Chg.	Last 20 Sessions Chg.	Daily Chg.	Last 5 Sessions Chg.	Last 10 Sessions Chg.	Last 20 Sessions Chg.
IQCD	150,663	-957,722	-1,456,996	-285,399	-22,755	50,796	141,636	172,491	-127,908	906,926	1,315,360	112,908
QIGD	9,098	257,480	565,121	-10,419	-20,000	0	97,278	103,460	10,902	-257,480	-662,399	-93,041
QEWS	-180,519	-1,270,329	-1,990,725	-2,215,037	0	0	0	10	180,519	1,270,329	1,990,725	2,215,027
AHCS	-11,290	-99,017	93,223	-155,850	0	-14,458	-20,000	-110,237	11,290	113,475	-73,223	266,087
GISS	-1,672,862	-1,177,846	-2,725,990	-2,483,435	29,000	-14,086	30,531	32,531	1,643,862	1,191,932	2,695,459	2,450,904
MPHC	-1,234,566	-4,572,157	-3,982,724	-9,928,233	-2,277	197,723	238,723	310,032	1,236,843	4,374,434	3,744,001	9,618,201
IGRD	-708,884	-507,059	-2,270,138	-8,325,495	0	0	12,913	-108,489	708,884	507,059	2,257,225	8,433,984
QAMC	193,081	7,053,157	28,214,239	28,832,400	490,702	567,069	1,243,619	920,311	-683,783	-7,620,226	-29,457,858	-29,752,711
QATI	64,303	437,765	1,248,058	1,148,522	0	-356,664	-787,109	-780,939	-64,303	-81,101	-460,949	-367,583
DOHI	-250	-250	24,005	230,425	0	0	0	0	250	250	-24,005	-230,425
QGRI	4,000	-15,001	32,612	33,457	0	0	0	0	-4,000	15,001	-32,612	-33,457
AKHI	-133,419	-131,612	-576,584	-1,031,192	20,000	40,000	40,000	40,000	113,419	91,612	536,584	991,192
QISI	-300	-7,489	-6,121	-71,840	0	0	0	0	300	7,489	6,121	71,840
QLMI	-16,743	-53,215	-79,962	18,645	0	0	0	2,638	16,743	53,215	79,962	-21,283
UDCD	-98,483	918,147	1,976,349	1,968,971	0	0	0	449	98,483	-918,147	-1,976,349	-1,969,420
BRES	51,069	968,657	-356,803	-3,470,988	-3,381	-35,113	-43,613	-40,063	-47,688	-933,544	400,416	3,511,051
ERES	401,342	-2,534,404	139,437	-1,001,226	274,223	290,109	222,421	317,162	-675,565	2,244,295	-361,858	684,064
MRDS	1,496,466	651,611	-1,524,046	410,274	-138,000	35,622	222,310	41,064	-1,358,466	-687,233	1,301,736	-451,338
ORDS	-334,280	-4,259,219	-7,345,110	-8,136,044	-2,883,345	-2,933,123	-2,963,123	-2,961,571	3,217,625	7,192,342	10,308,233	11,097,615
VFQS	-670,772	-1,774,524	2,836,491	5,294,841	377,183	377,183	491,841	741,419	293,589	1,397,341	-3,328,332	-6,036,260
QNNS	298,513	987,152	-23,146	-1,943,521	0	-1,285,160	-1,256,599	-1,266,423	-298,513	298,008	1,279,745	3,209,944
GWCS	246,021	1,136,126	1,608,227	2,504,560	10,848	10,848	10,848	10,848	-256,869	-1,146,974	-1,619,075	-2,515,408
QGTS	11,261	-2,954,696	-9,390,972	-15,654,209	9,219	-41,620	-179,230	-1,545,514	-20,480	2,996,316	9,570,202	17,199,723

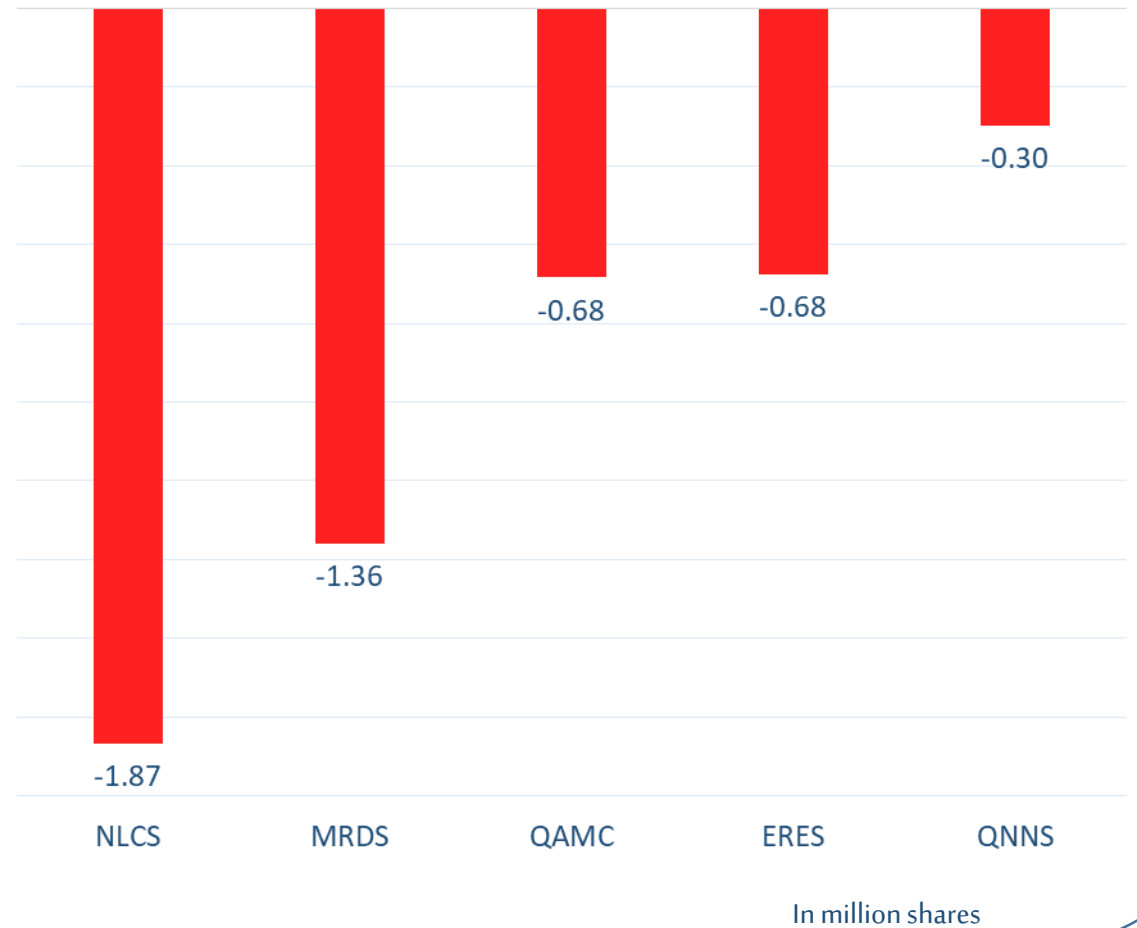
Shareholder Activity by Nationality

Nationality	Buy %	Sell %	Net
Qataris	64.49%	72.36%	-7.87%
GCC	1.70%	2.53%	-0.84%
Arab	13.49%	11.03%	2.46%
Foreigners	20.33%	14.08%	6.25%

Top 5 Companies bought (net) by **Foreigners** in the last session



Top 5 Companies sold (net) by **Foreigners** in the last session





The figures represent a change in the number of shares.

Daily Change: The net change between 6th and 3rd Of November trading sessions

Change for the last 5 sessions: The total daily net change for the last 5 sessions.


Change for the last 10 sessions: The total daily net change for the last 10 sessions.

Change for the last 20 sessions: The total daily net change for the last 20 sessions.

DISCLAIMER:

The information contained was obtained from various public sources believed to be reliable, but we do not guarantee its accuracy. Wasata Financial Securities makes no representations or warranties (express or implied) regarding the data and information provided and Wasata Financial Securities does not represent that the information content of this document is complete, or free from any error, not misleading, or fit for any particular purpose. This report document provides general information only. Neither the information nor any opinion expressed constitutes an offer or an invitation to make an offer, to buy or sell any securities or other investment products related to such securities or investments.

This report document contained is subject to change without prior notice. Wasata assumes no responsibility to update the information in this report document.



Prepared by Financial Advisory Department


للأوراق المالية
FINANCIAL SECURITIES

+974 44498880

ramzi.qasmieh@Wasata.qa