



Daily Report for Ownership Changes

8th of November 2022 Session

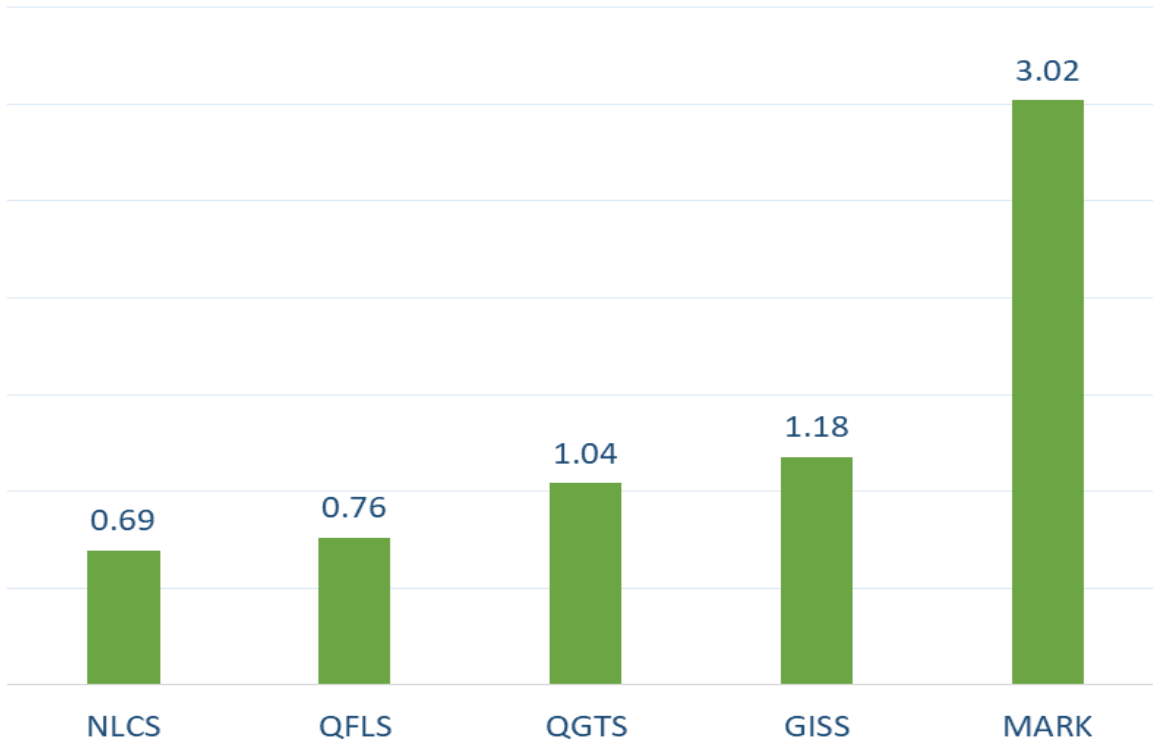
Company									8-Nov			
	Qatari				GCC				Foreigners			
	Daily Chg.	Last 5 Sessions Chg.	Last 10 Sessions Chg.	Last 20 Sessions Chg.	Daily Chg.	Last 5 Sessions Chg.	Last 10 Sessions Chg.	Last 20 Sessions Chg.	Daily Chg.	Last 5 Sessions Chg.	Last 10 Sessions Chg.	Last 20 Sessions Chg.
QNBK	-163,815	-1,020,153	-51,673,383	-52,327,025	0	-1,784	-59,984	-52,920	163,815	1,021,937	51,733,367	52,379,945
QIBK	-678,586	-1,393,278	-2,189,280	-2,552,447	-4,000	-668,068	-605,770	-598,859	682,586	2,061,346	2,795,050	3,151,306
CBQK	-320,178	-1,674,316	-1,654,667	-1,665,483	0	-5,000	-5,000	-112,640	320,178	1,679,316	1,659,667	1,778,123
DHBK	-515,739	-1,769,453	1,418,164	3,009,915	57,000	567,000	667,700	1,102,700	458,739	1,202,453	-2,085,864	-4,112,615
ABQK	0	-1,000	-886	-5,385	0	0	0	0	0	1,000	886	5,385
QIJK	115,251	-1,284,911	-1,627,411	-4,824,568	0	-84,600	-172,390	-212,390	-115,251	1,369,511	1,799,801	5,036,958
MARK	-2,743,894	-9,592,681	-4,262,227	-14,170,483	-275,589	-180,658	-195,086	-740,699	3,019,483	9,773,339	4,457,313	14,911,182
QFBQ	518,276	97,505	1,970,632	-3,919,764	0	1,001	-147,479	4,523	-518,276	-98,506	-1,823,153	3,915,241
NLCS	-694,104	16,619	-524,472	-685,772	0	2,997	40,761	-13,684	694,104	-19,616	483,711	699,456
DBIS	-55,738	-583,441	-438,680	-1,576,265	-158,885	96,638	-36,452	82,675	214,623	486,803	475,132	1,493,590
QOIS	230,260	-68,914	131,538	-2,312,446	-289,039	-13,100	7,960	2,606	58,779	82,014	-139,498	2,309,840
IHGS	-14,476	-222,473	-267,115	31,607	-40,000	0	8,158	8,378	54,476	222,473	258,957	-39,985
ZHCD	-425	95,772	108,847	100,785	0	-117,655	-128,099	-128,099	425	21,883	19,252	27,314
QGMD	-635,227	-1,224,191	-2,961,753	-3,656,347	123,191	-35,446	344,114	435,382	512,036	1,259,637	2,617,639	3,220,965
SIIS	-373,708	-1,421,128	-918,990	2,989,488	-40,550	-37,572	-6,972	67,179	414,258	1,458,700	925,962	-3,056,667
BLDN	565,367	4,548,642	5,460,930	6,407,745	0	-84,056	-84,556	-212,286	-565,367	-4,464,586	-5,376,374	-6,195,459
MCGS	30,487	-11,208	-267,319	-382,550	0	0	0	0	-30,487	11,208	267,319	382,550
QCFS	0	0	0	-3,450	0	0	0	0	0	0	0	3,450
QFLS	-758,753	-2,172,351	-2,080,428	-2,660,406	0	-990,542	-2,640,634	-2,640,174	758,753	3,162,893	4,721,062	5,300,580
WDAM	35,829	217,296	294,560	252,694	0	5,000	5,000	4,484	-35,829	-222,296	-299,560	-257,178
MCCS	15,938	2,872	344,866	236,717	-5,911	10,380	26,267	21,310	-10,027	-13,252	-371,133	-258,027
MERS	6,537	-43,868	-56,789	-144,520	0	450	1,271	5,814	-6,537	43,418	55,518	138,706
QIMD	-19,109	2,527	-10,683	-153,749	25,109	25,109	38,049	215,049	-6,000	-27,636	-27,366	-61,300
QNCD	57,204	332,844	234,499	-582,384	0	-331,700	-331,700	-331,700	-57,204	-1,144	97,201	914,084

Company									8-Nov			
	Qatari				GCC				Foreigners			
	Daily Chg.	Last 5 Sessions Chg.	Last 10 Sessions Chg.	Last 20 Sessions Chg.	Daily Chg.	Last 5 Sessions Chg.	Last 10 Sessions Chg.	Last 20 Sessions Chg.	Daily Chg.	Last 5 Sessions Chg.	Last 10 Sessions Chg.	Last 20 Sessions Chg.
IQCD	-397,722	-1,132,708	-2,781,254	-1,923,901	21,557	22,052	159,794	167,615	376,165	1,110,656	2,621,460	1,756,286
QIGD	18,105	200,468	509,226	123,070	-8,852	0	97,278	103,460	-9,253	-200,468	-606,504	-226,530
QEWS	-303,865	-1,254,064	-2,567,841	-2,980,283	0	0	0	10	303,865	1,254,064	2,567,841	2,980,273
AHCS	-169,035	-277,673	-143,849	-453,535	84,882	84,882	70,424	-30,118	84,153	192,791	73,425	483,653
GISS	-1,161,005	-2,666,531	-5,160,953	-5,457,065	-16,011	-29,986	30,631	27,631	1,177,016	2,696,517	5,130,322	5,429,434
MPHC	-405,547	-5,036,524	-6,037,890	-9,106,535	-3,787	202,167	243,167	214,000	409,334	4,834,357	5,794,723	8,892,535
IGRD	33,012	-1,901,196	-3,421,179	-7,652,898	-191,119	25,121	49,271	-84,444	158,107	1,876,075	3,371,908	7,737,342
QAMC	1,935,878	10,627,124	20,036,918	35,266,299	0	347,715	1,245,091	1,150,194	-1,935,878	-10,974,839	-21,282,009	-36,447,394
QATI	0	235,264	1,236,481	949,599	0	-297,664	-789,344	-792,109	0	62,400	-447,137	-157,490
DOHI	-5,450	9,400	26,722	235,112	0	0	0	0	5,450	-9,400	-26,722	-235,112
QGRI	15,001	0	770	48,458	0	0	0	0	-15,001	0	-770	-48,458
AKHI	116,007	55,258	-483,845	-956,233	-20,000	20,000	20,000	20,000	-96,007	-75,258	463,845	936,233
QISI	-807	32,590	29,884	-35,676	0	0	0	0	807	-32,590	-29,884	35,676
QLMI	9,693	-29,706	-59,607	2,987	0	0	0	0	-9,693	29,706	59,607	-2,987
UDCD	18,620	628,670	1,287,192	2,017,412	0	0	0	449	-18,620	-628,670	-1,287,192	-2,017,861
BRES	-716,795	-1,723,801	-728,166	-5,183,964	87,226	79,846	23,114	18,164	629,569	1,643,955	705,052	5,165,800
ERES	1,004,834	-1,395,577	-2,200,914	-2,407,585	186,919	450,923	418,849	492,090	-1,191,753	944,654	1,782,065	1,915,495
MRDS	1,801,344	1,464,718	1,181,921	2,584,807	-290,177	-202,845	103,263	-29,528	-1,511,167	-1,261,873	-1,285,184	-2,555,279
ORDS	561,408	-2,313,806	-7,024,093	-8,343,292	-22,942	-2,921,360	-2,998,111	-2,993,778	-549,299	5,235,166	10,022,204	11,337,070
VFQS	-194,261	-2,001,209	-756,038	4,879,588	0	377,183	390,659	751,821	194,261	1,624,026	365,379	-5,631,409
QNNS	-52,730	1,191,232	890,031	-1,256,271	8,376	-1,157,773	-1,232,033	-1,232,021	44,354	-33,459	342,002	2,488,292
GWCS	149,500	1,349,938	1,730,077	2,731,393	-10,848	0	0	0	-138,652	-1,349,938	-1,730,077	-2,731,393
QGTS	-967,886	-2,914,242	-5,955,466	-15,722,121	-72,961	-128,881	-264,691	-1,490,873	1,040,847	3,043,123	6,220,157	17,212,994

Shareholder Activity by Nationality

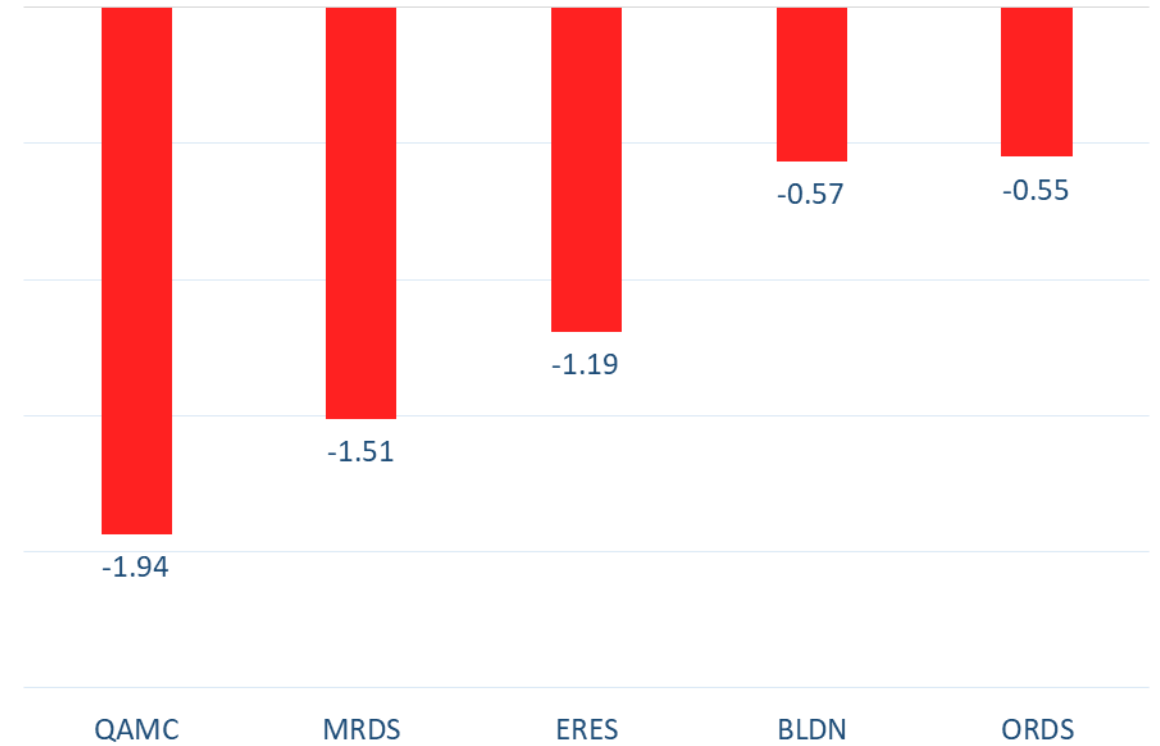
Nationality	Buy %	Sell %	Net
Qataris	54.04%	64.07%	-10.03%
GCC	0.42%	4.51%	-4.10%
Arab	11.31%	11.19%	0.12%
Foreigners	34.23%	20.23%	14.00%

Top 5 Companies bought (net) by **Foreigners** in the last session



In million shares

Top 5 Companies sold (net) by **Foreigners** in the last session



In million shares



The figures represent a change in the number of shares.

Daily Change: The net change between 8th and 7th Of November trading sessions

Change for the last 5 sessions: The total daily net change for the last 5 sessions.


Change for the last 10 sessions: The total daily net change for the last 10 sessions.

Change for the last 20 sessions: The total daily net change for the last 20 sessions.

DISCLAIMER:

The information contained was obtained from various public sources believed to be reliable, but we do not guarantee its accuracy. Wasata Financial Securities makes no representations or warranties (express or implied) regarding the data and information provided and Wasata Financial Securities does not represent that the information content of this document is complete, or free from any error, not misleading, or fit for any particular purpose. This report document provides general information only. Neither the information nor any opinion expressed constitutes an offer or an invitation to make an offer, to buy or sell any securities or other investment products related to such securities or investments.

This report document contained is subject to change without prior notice. Wasata assumes no responsibility to update the information in this report document.



Prepared by Financial Advisory Department


وساطة
WASATA
للأوراق المالية
FINANCIAL SECURITIES

+974 44498880

ramzi.qasmieh@Wasata.qa