



## Daily Report for Ownership Changes

15<sup>th</sup> of November 2022 Session

Company									15-Nov			
	Qatari				GCC				Foreigners			
	Daily Chg.	Last 5 Sessions Chg.	Last 10 Sessions Chg.	Last 20 Sessions Chg.	Daily Chg.	Last 5 Sessions Chg.	Last 10 Sessions Chg.	Last 20 Sessions Chg.	Daily Chg.	Last 5 Sessions Chg.	Last 10 Sessions Chg.	Last 20 Sessions Chg.
QNBK	-53,043	-2,006,084	-1,667,621	-53,107,115	0	2,490	-1,794	-53,200	53,043	2,003,594	1,669,415	53,160,315
QIBK	-46,757	-1,550,507	-2,171,066	-3,121,152	0	-4,000	-830,910	-598,859	46,757	1,554,507	3,001,976	3,720,011
CBQK	-206,964	-885,036	-2,931,310	-2,503,939	0	13,165	1,165	-39,725	206,964	871,871	2,930,145	2,543,664
DHBK	136,775	-2,267,815	-3,374,403	2,075,424	20,000	-35,257	746,015	1,071,015	-156,775	2,303,072	2,628,388	-3,146,439
ABQK	0	0	-1,000	-5,385	0	0	0	0	0	0	1,000	5,385
QIHK	178,148	-355,366	-1,987,484	-4,089,274	0	-30,000	-242,390	-242,390	-178,148	385,366	2,229,874	4,331,664
MARK	44,253	-5,336,102	-12,903,213	-16,253,942	-25,605	-132,422	-28,588	-480,163	-18,648	5,468,524	12,931,801	16,734,105
QFBQ	95,288	736,724	214,669	-1,096,780	0	0	143,808	118,971	-95,288	-736,724	-358,477	977,809
NLCS	1,303,676	-4,011,832	1,579,895	-4,607,026	-24,003	-124	-32,106	-233,810	-1,279,673	4,011,956	-1,547,789	4,840,836
DBIS	29,727	-366,447	-960,704	-1,748,365	-52,856	-23,431	51,696	61,836	23,129	389,878	909,008	1,686,529
QOIS	87,168	270,588	605,197	-1,609,822	0	-303,567	-19,100	4,660	-87,168	32,979	-586,097	1,605,162
IHGS	-104,109	-1,599	-314,251	25,029	0	-34,800	0	8,378	104,109	36,399	314,251	-33,407
ZHCD	-1,602	-3,023	94,742	98,113	0	-3,484	-129,583	-129,583	1,602	6,507	34,841	31,470
QGMD	643,190	-2,748,594	-3,061,994	-4,542,951	71,876	212,559	500,328	550,654	-715,066	2,536,035	2,561,666	3,992,297
SIIS	-619,193	-3,607,754	-3,502,732	-138,833	1,604	99,497	138,153	279,363	617,589	3,508,257	3,364,579	-140,530
BLDN	131,391	2,866,811	6,264,854	7,108,328	0	510,000	425,444	312,475	-131,391	-3,376,811	-6,690,298	-7,420,803
MCGS	-35,861	-73,525	-79,266	-328,442	0	0	0	0	35,861	73,525	79,266	328,442
QCFS	0	0	0	-3,450	0	0	0	0	0	0	0	3,450
QFLS	-36,500	-2,070,920	-2,603,110	-3,016,752	0	0	-2,190,542	-2,642,654	36,500	2,070,920	4,793,652	5,659,406
WDAM	-21,305	-118,049	120,004	180,000	0	-135	4,865	4,349	21,305	118,184	-124,869	-184,349
MCCS	-136,608	55,524	66,375	20,810	-45,065	-1,348	-40,422	-22,238	181,673	-54,176	-25,953	1,428
MERS	-11,086	-26,461	-164,316	-166,953	0	346	-1,990	5,679	11,086	26,115	166,306	161,274
QIMD	678	-56,697	14,671	-184,944	18,000	25,109	16,049	233,049	-18,678	31,588	-30,720	-48,105
QNCD	715	13,246	322,411	-493,860	0	0	-331,700	-331,700	-715	-13,246	9,289	825,560

									15-Nov			
Company	Qatari				GCC				Foreigners			
	Daily Chg.	Last 5 Sessions Chg.	Last 10 Sessions Chg.	Last 20 Sessions Chg.	Daily Chg.	Last 5 Sessions Chg.	Last 10 Sessions Chg.	Last 20 Sessions Chg.	Daily Chg.	Last 5 Sessions Chg.	Last 10 Sessions Chg.	Last 20 Sessions Chg.
IQCD	278,244	-743,154	-1,403,234	-1,573,610	150	10,726	72,754	174,713	-278,394	732,428	1,330,480	1,398,897
QIGD	-329,544	-375,002	-42,737	-18,048	20,000	50,848	60,000	163,460	309,544	324,154	-17,263	-145,412
QEWS	177,923	-719,376	-1,888,422	-3,077,914	0	0	0	10	-177,923	719,376	1,888,422	3,077,904
AHCS	-46,519	-125,638	-289,098	-649,629	0	84,882	70,424	-5,118	46,519	40,756	218,674	654,747
GISS	114,967	-2,063,776	-2,956,012	-5,262,910	0	43,989	81,014	129,631	-114,967	2,019,787	2,874,998	5,133,279
MPHC	-484,747	-2,631,764	-8,094,308	-10,723,745	0	-3,787	202,167	253,017	484,747	2,635,551	7,892,141	10,470,728
IGRD	18,537	1,443,026	-417,494	-3,392,423	-1,503	-71,112	61,653	-16,057	-17,034	-1,371,914	355,841	3,408,480
QAMC	-655,822	-2,013,819	8,467,250	33,486,613	0	-194,486	517,069	1,135,190	655,822	2,166,831	-9,075,793	-34,713,277
QATI	-47,814	-168,485	117,119	749,832	0	0	-356,664	-792,109	47,814	168,485	239,545	42,277
DOHI	-4,350	85,432	-21,011	226,683	0	0	0	0	4,350	-85,432	21,011	-226,683
QGRI	1,472	5,229	-8,300	40,158	0	0	0	0	-1,472	-5,229	8,300	-40,158
AKHI	-54,703	-138,722	-164,917	-788,304	0	-20,000	20,000	20,000	54,703	158,722	144,917	768,304
QISI	-4,466	-5,457	19,509	-49,759	0	0	0	0	4,466	5,457	-19,509	49,759
QLMI	0	5,831	-55,004	-74,881	0	0	0	0	0	-5,831	55,004	74,881
UDCD	-195,365	449,784	616,961	1,441,118	0	0	0	10,449	195,365	-449,784	-616,961	-1,451,567
BRES	-409,154	-2,342,646	-1,914,283	-5,656,328	0	82,726	-6,886	-21,856	409,154	2,259,920	1,921,169	5,678,184
ERES	515,145	2,755,938	-953,632	-4,541,884	0	47,869	274,131	308,184	-515,145	-2,803,807	679,501	4,233,700
MRDS	-645,401	5,448,268	3,490,191	3,919,782	40,058	-348,709	-168,087	-32,206	605,343	-5,099,559	-3,322,104	-3,887,576
ORDS	-102,615	656,732	-4,437,204	-7,103,632	0	-12,702	-2,970,430	-2,971,250	91,349	-643,597	7,407,700	10,074,948
VFQS	576,890	-2,092,383	-2,303,857	4,822,150	0	-43,476	367,183	484,097	-576,890	2,135,859	1,936,674	-5,306,247
QNNS	107,919	-102,233	1,555,346	-1,003,621	0	8,376	-1,260,773	-1,232,021	-107,919	93,857	-294,573	2,235,642
GWCS	21,528	292,174	1,557,619	2,729,196	0	-10,848	0	0	-21,528	-281,326	-1,557,619	-2,729,196
QGTS	179,786	-1,638,746	-5,069,902	-16,054,431	-19,650	-93,147	-158,740	-664,912	-160,136	1,731,893	5,228,642	16,719,343

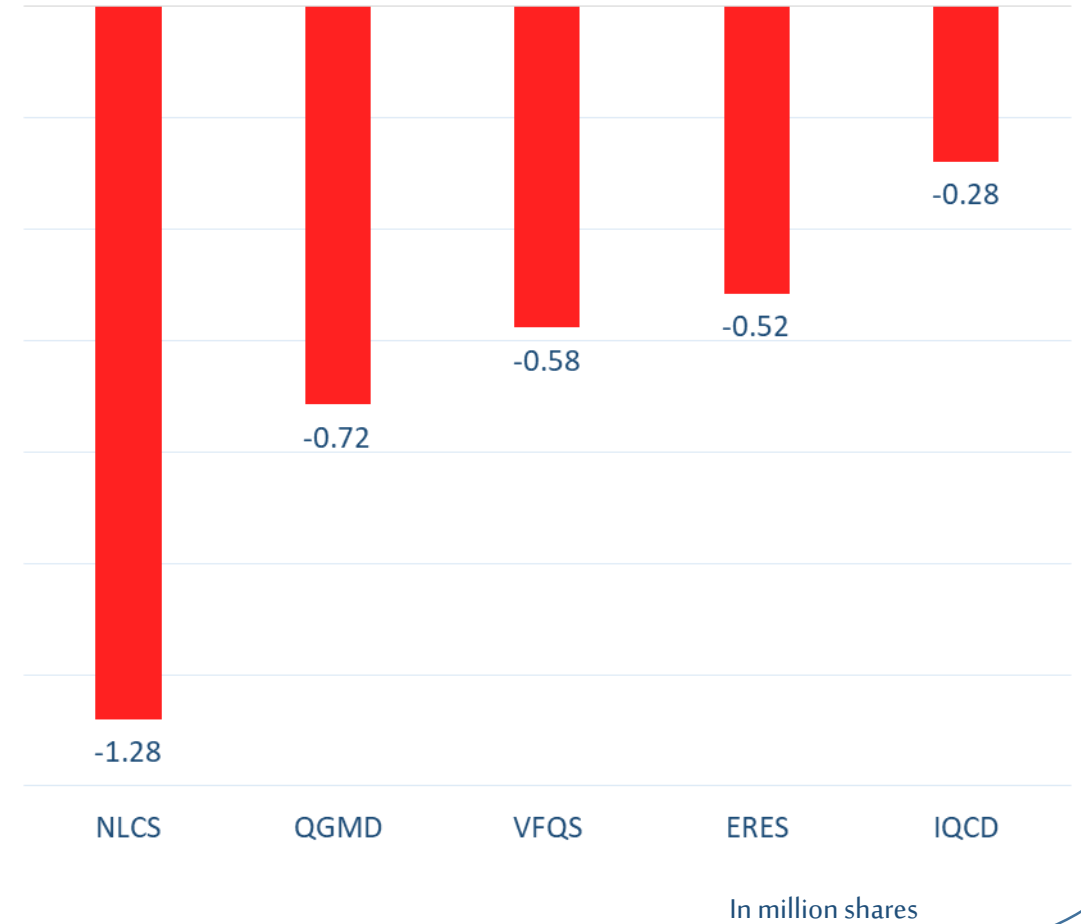
## Trading by nationality for the last Session

Nationality	Buy %	Sell %	Net
Qataris	62.05%	60.89%	1.16%
GCC	0.78%	3.41%	-2.63%
Arab	12.16%	11.37%	0.80%
Foreigners	25.01%	24.33%	0.68%

### Top 5 Companies bought (net) by **Foreigners** in the last session



### Top 5 Companies sold (net) by **Foreigners** in the last session

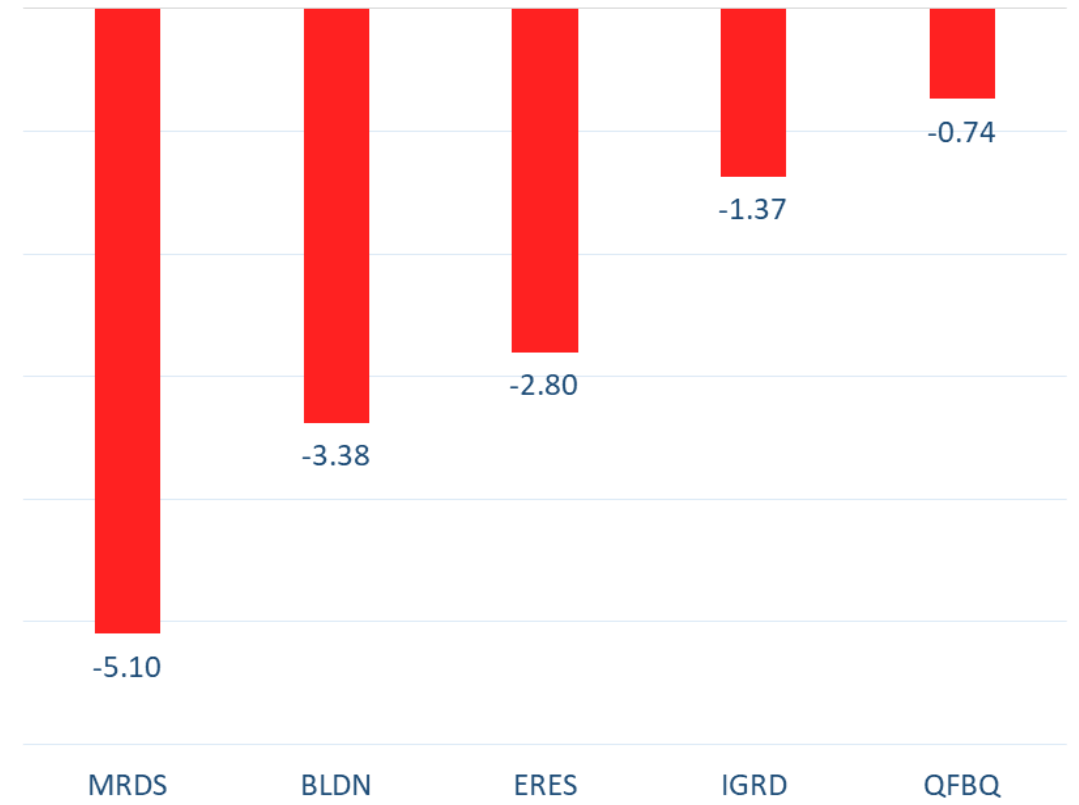


Top 5 Companies bought (net) by **Foreigners** over the last week



In million shares

Top 5 Companies sold (net) by **Foreigners** over the last week



In million shares



The figures represent a change in the number of shares.

Daily Change: The net change between 15<sup>th</sup> and 14<sup>th</sup> of November trading sessions

Change for the last 5 sessions: The total daily net change for the last 5 sessions.


Change for the last 10 sessions: The total daily net change for the last 10 sessions.

Change for the last 20 sessions: The total daily net change for the last 20 sessions.

## **DISCLAIMER:**

The information contained was obtained from various public sources believed to be reliable, but we do not guarantee its accuracy. Wasata Financial Securities makes no representations or warranties (express or implied) regarding the data and information provided and Wasata Financial Securities does not represent that the information content of this document is complete, or free from any error, not misleading, or fit for any particular purpose. This report document provides general information only. Neither the information nor any opinion expressed constitutes an offer or an invitation to make an offer, to buy or sell any securities or other investment products related to such securities or investments.

This report document contained is subject to change without prior notice. Wasata assumes no responsibility to update the information in this report document.



Prepared by Financial Advisory Department

  
وساطة  
WASATA  
للأوراق المالية  
FINANCIAL SECURITIES

+974 44498880

[ramzi.qasmieh@Wasata.qa](mailto:ramzi.qasmieh@Wasata.qa)