



Daily Report for Ownership Changes

20th of November 2022 Session

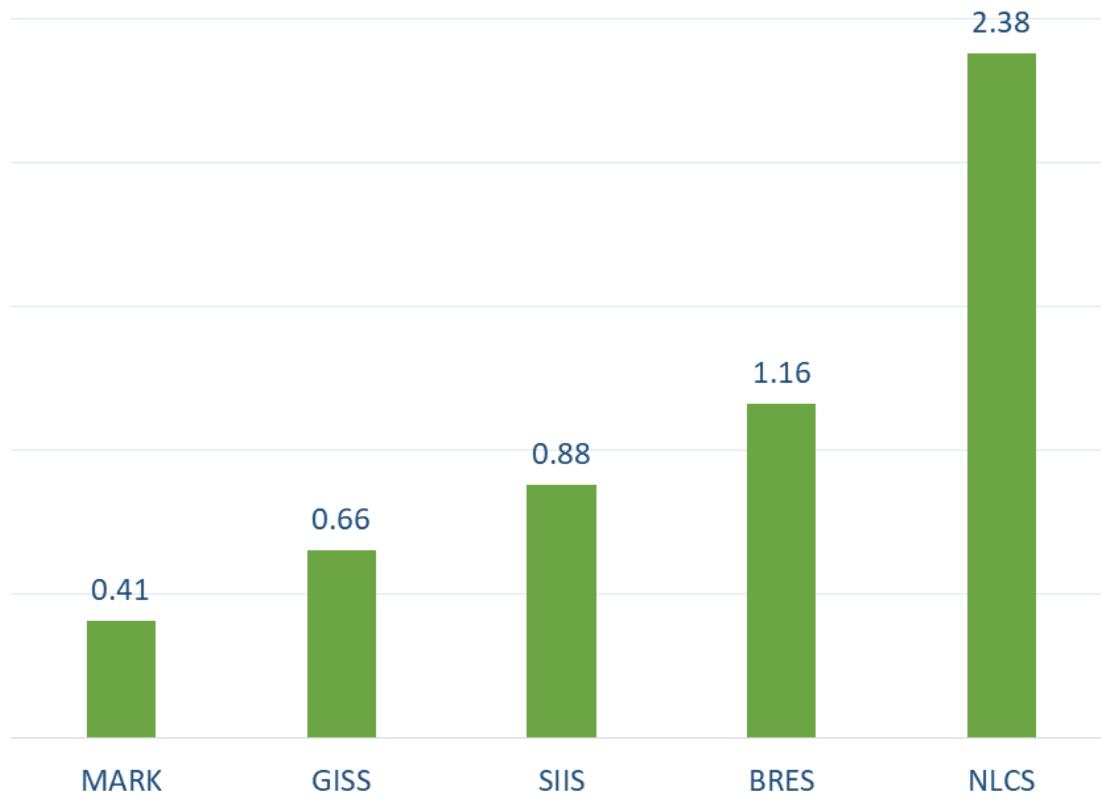
Company									20-Nov			
	Qatari				GCC				Foreigners			
	Daily Chg.	Last 5 Sessions Chg.	Last 10 Sessions Chg.	Last 20 Sessions Chg.	Daily Chg.	Last 5 Sessions Chg.	Last 10 Sessions Chg.	Last 20 Sessions Chg.	Daily Chg.	Last 5 Sessions Chg.	Last 10 Sessions Chg.	Last 20 Sessions Chg.
QNBK	108,861	1,395,136	664,918	-48,624,389	0	-10	-1,794	-53,200	-108,861	-1,395,126	-663,124	48,677,589
QIBK	-4,335	-443,725	-2,359,807	-3,170,136	0	0	-4,000	-606,249	4,335	443,725	2,363,807	3,776,385
CBQK	205,807	-916,254	-2,301,055	-1,854,127	0	0	4,165	4,176	-205,807	916,254	2,296,890	1,849,951
DHBK	-394,680	-392,482	-2,952,700	2,223,532	0	-180,716	453,315	779,015	394,680	573,198	2,499,385	-3,002,547
ABQK	0	30,656	29,656	27,043	0	0	0	0	0	-30,656	-29,656	-27,043
QIHK	-136,551	236,574	-821,410	-2,967,860	0	0	-54,600	-242,390	136,551	-236,574	876,010	3,210,250
MARK	-369,725	-973,515	-10,034,922	-13,602,665	-37,902	-64,806	-178,388	-264,738	407,627	1,038,321	10,213,310	13,867,403
QFBQ	12,694	332,356	372,021	-869,532	9,000	9,000	159,003	159,304	-21,694	-341,356	-531,024	710,228
NLCS	-2,376,096	-3,576,204	-4,623,511	-5,459,718	0	-24,103	-21,106	-308,713	2,376,096	3,600,307	4,644,617	5,768,431
DBIS	-56,619	-450,279	-800,429	-1,177,525	0	-14,630	69,176	42,208	56,619	464,909	731,253	1,135,317
QOIS	78,902	174,044	442,097	214,786	0	73,000	59,900	81,860	-78,902	-247,044	-501,997	-296,646
IHGS	-4,974	42,262	-161,405	76,896	0	-5,200	-5,200	3,178	4,974	-37,062	166,605	-80,074
ZHCD	8,800	4,632	44,739	105,176	-10,000	-13,000	-71,680	-142,583	1,200	8,368	26,941	37,407
QGMD	-171,592	285,228	-2,418,623	-4,053,831	0	68,386	32,940	484,155	171,592	-353,614	2,385,683	3,569,676
SIIS	-880,078	-1,759,407	-4,148,477	-1,603,456	0	107,588	67,794	216,479	880,078	1,651,819	4,080,683	1,386,977
BLDN	439,356	3,447,983	7,778,648	9,712,579	-10,000	0	480,000	302,475	-429,356	-3,447,983	-8,258,648	-10,015,054
MCGS	6,032	-309,046	-284,255	-594,615	0	51,500	51,500	51,500	-6,032	257,546	232,755	543,115
QCFS	0	0	0	0	0	0	0	0	0	0	0	0
QFLS	-156,742	-697,378	-2,942,610	-3,404,396	-15,000	-15,000	-655,542	-2,655,624	171,742	712,378	3,598,152	6,060,020
WDAM	70,258	-52,749	130,401	232,314	0	-135	-135	4,865	-70,258	52,884	-130,266	-237,179
MCCS	5,989	-358,665	-352,757	2,311	1,985	-26,238	-29,638	29	-7,974	384,903	382,395	-2,340
MERS	-1,074	-67,152	-75,921	-191,649	-1,736	-2,552	-2,237	3,147	2,810	69,704	78,158	188,502
QIMD	-30,000	-62,500	-73,030	-214,396	33,400	68,400	93,509	251,449	-3,400	-5,900	-20,479	-37,053
QNCD	7,000	-2,604	132,150	66,583	0	0	0	-331,700	-7,000	2,604	-132,150	265,117

									20-Nov			
Company	Qatari				GCC				Foreigners			
	Daily Chg.	Last 5 Sessions Chg.	Last 10 Sessions Chg.	Last 20 Sessions Chg.	Daily Chg.	Last 5 Sessions Chg.	Last 10 Sessions Chg.	Last 20 Sessions Chg.	Daily Chg.	Last 5 Sessions Chg.	Last 10 Sessions Chg.	Last 20 Sessions Chg.
IQCD	119,790	1,330,820	619,176	-512,628	22,754	165,548	187,600	339,428	-142,544	-1,496,368	-806,776	173,200
QIGD	-1,975	-326,093	-279,898	410,902	-13,180	55,628	55,628	73,346	15,155	270,465	224,270	-484,248
QEWS	-67,246	1,176,358	-22,410	-2,175,848	0	0	0	10	67,246	-1,176,358	22,410	2,175,838
AHCS	-5,000	-112	-205,119	-227,827	0	0	84,882	64,882	5,000	112	120,237	162,945
GISS	-655,147	-1,111,386	-2,930,263	-5,601,389	0	85,000	44,014	115,631	655,147	1,026,386	2,886,249	5,485,758
MPHC	-273,986	-3,441,145	-7,650,667	-12,881,036	0	0	202,167	250,235	273,986	3,441,145	7,448,500	12,630,801
IGRD	-137,025	-739,361	-698,687	-3,592,529	-2,693	-51,786	-27,680	-33,020	139,718	791,147	726,367	3,625,549
QAMC	441,424	2,742,196	11,924,859	37,444,525	10,700	-194,486	460,180	1,043,801	-452,124	-2,793,740	-12,476,513	-38,579,800
QATI	-74,231	-10,697	19,092	1,035,697	0	0	-297,664	-792,109	74,231	10,697	278,572	-243,588
DOHI	58,230	56,964	37,219	91,481	0	0	0	0	-58,230	-56,964	-37,219	-91,481
QGRI	0	1,472	-8,300	39,867	0	0	0	0	0	-1,472	8,300	-39,867
AKHI	48,767	-123,752	-166,562	-532,040	0	0	20,000	20,000	-48,767	123,752	146,562	512,040
QISI	0	-4,466	22,624	-8,327	0	0	0	0	0	4,466	-22,624	8,327
QLMI	0	-4,650	-40,155	-82,258	0	0	0	0	0	4,650	40,155	82,258
UDCD	-28,499	6,605	714,667	1,906,569	0	0	0	10,449	28,499	-6,605	-714,667	-1,917,018
BRES	-1,160,391	-2,733,112	-4,582,392	-6,042,368	0	0	49,846	-21,856	1,160,391	2,733,112	4,532,546	6,064,224
ERES	-11,034	2,213,793	2,883,332	3,624,160	290,439	268,579	514,280	521,157	-279,405	-2,482,372	-3,397,612	-4,145,317
MRDS	2,073,952	-921,375	2,948,872	1,080,469	-216,438	60,437	-142,708	53,429	-1,857,514	860,938	-2,806,164	-1,133,898
ORDS	50,516	-450,864	-1,465,195	-7,843,335	0	-100	-2,920,652	-3,010,420	-50,516	437,198	4,385,913	10,853,821
VFQS	-310,414	633,762	-1,145,890	5,103,830	0	-20,000	357,183	474,097	310,414	-613,762	788,707	-5,577,927
QNNS	103,006	796,257	1,128,618	-289,404	0	0	24,387	-1,237,803	-103,006	-796,257	-1,153,005	1,527,207
GWCS	-1,011	118,021	1,037,644	2,258,057	0	0	0	0	1,011	-118,021	-1,037,644	-2,258,057
QGTS	250,635	-163,842	-2,662,334	-13,485,659	0	30,433	-98,448	-260,261	-250,635	133,409	2,760,782	13,745,920

Trading by nationality for the last Session

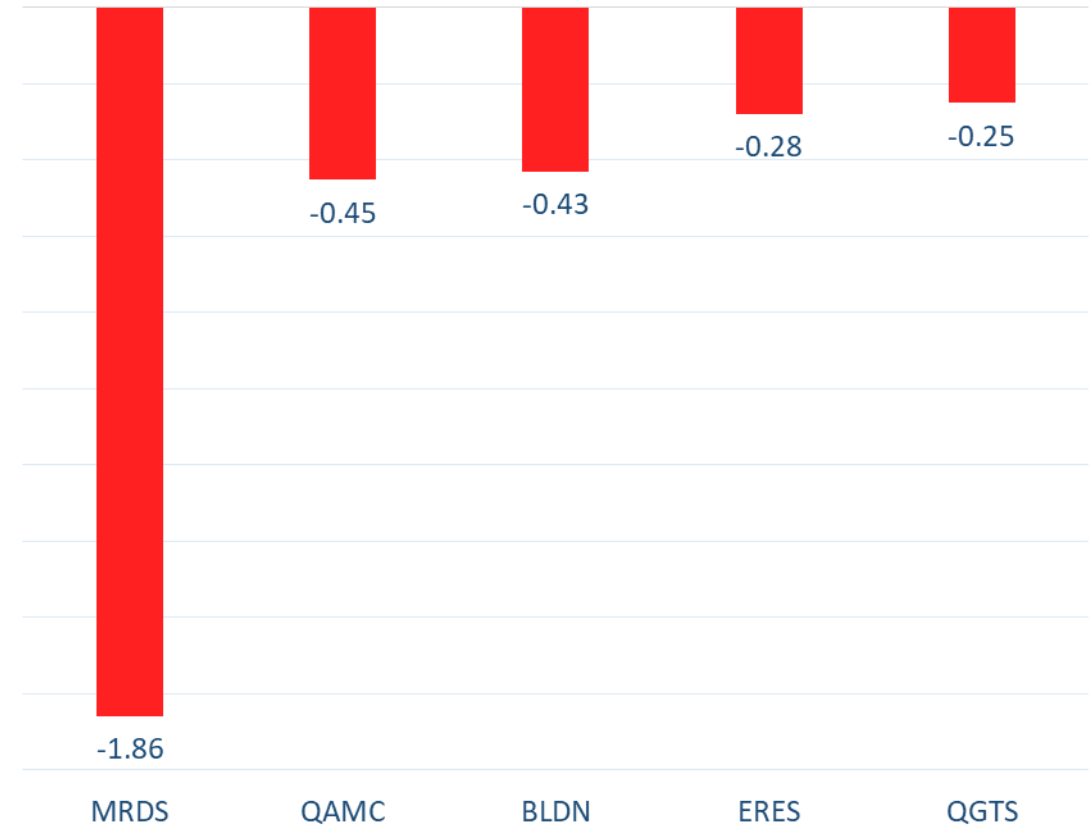
Nationality	Buy %	Sell %	Net
Qataris	68.67%	71.67%	-3.00%
GCC	1.24%	1.14%	0.09%
Arab	12.31%	12.22%	0.09%
Foreigners	17.78%	14.97%	2.81%

Top 5 Companies bought (net) by **Foreigners** in the last session



In million shares

Top 5 Companies sold (net) by **Foreigners** in the last session



In million shares

Top 5 Companies bought (net) by **Foreigners** over the last week



In million shares

Top 5 Companies sold (net) by **Foreigners** over the last week



In million shares



The figures represent a change in the number of shares.

Daily Change: The net change between 20th and 17th of November trading sessions

Change for the last 5 sessions: The total daily net change for the last 5 sessions.


Change for the last 10 sessions: The total daily net change for the last 10 sessions.

Change for the last 20 sessions: The total daily net change for the last 20 sessions.

DISCLAIMER:

The information contained was obtained from various public sources believed to be reliable, but we do not guarantee its accuracy. Wasata Financial Securities makes no representations or warranties (express or implied) regarding the data and information provided and Wasata Financial Securities does not represent that the information content of this document is complete, or free from any error, not misleading, or fit for any particular purpose. This report document provides general information only. Neither the information nor any opinion expressed constitutes an offer or an invitation to make an offer, to buy or sell any securities or other investment products related to such securities or investments.

This report document contained is subject to change without prior notice. Wasata assumes no responsibility to update the information in this report document.



Prepared by Financial Advisory Department


وساطة
WASATA
للأوراق المالية
FINANCIAL SECURITIES

+974 44498880

ramzi.qasmieh@Wasata.qa