



## Daily Report for Ownership Changes

21<sup>th</sup> of November 2022 Session

Company									21-Nov			
	Qatari				GCC				Foreigners			
	Daily Chg.	Last 5 Sessions Chg.	Last 10 Sessions Chg.	Last 20 Sessions Chg.	Daily Chg.	Last 5 Sessions Chg.	Last 10 Sessions Chg.	Last 20 Sessions Chg.	Daily Chg.	Last 5 Sessions Chg.	Last 10 Sessions Chg.	Last 20 Sessions Chg.
QNBK	-2,146,396	-1,047,959	-1,575,359	-50,799,319	53,746	53,746	51,952	-1,238	2,092,650	994,213	1,523,407	50,800,557
QIBK	471,811	278,095	-1,888,140	-2,823,066	0	0	-4,000	-605,859	-471,811	-278,095	1,892,140	3,428,925
CBQK	504,594	-41,580	-1,737,998	-1,229,053	0	0	4,165	4,176	-504,594	41,580	1,733,833	1,224,877
DHBK	472,014	32,618	-2,195,786	3,045,159	0	-272,000	113,315	664,139	-472,014	239,382	2,082,471	-3,709,298
ABQK	0	30,656	30,656	27,043	0	0	0	0	0	-30,656	-30,656	-27,043
QIHK	65,602	88,446	-507,584	-2,088,905	0	0	-54,600	-222,390	-65,602	-88,446	562,184	2,311,295
MARK	-1,224,004	-1,848,149	-9,458,150	-8,296,629	59,687	-16,019	-206,772	-26,564	1,164,317	1,864,168	9,664,922	8,323,193
QFBQ	75,833	343,864	393,170	-528,149	0	9,000	159,003	159,304	-75,833	-352,864	-552,173	368,845
NLCS	-1,464,093	-3,233,408	-5,992,103	-6,669,562	40,055	16,052	18,949	-232,058	1,424,038	3,217,356	5,973,154	6,901,620
DBIS	-195,042	-485,007	-967,816	-1,372,567	0	-22,544	56,127	42,208	195,042	507,551	911,689	1,330,359
QOIS	153,278	303,277	549,947	716,565	13,000	92,000	76,000	94,860	-166,278	-395,277	-625,947	-811,425
IHGS	13,525	55,883	-131,731	125,962	0	-5,200	-5,200	3,178	-13,525	-50,683	136,931	-129,140
ZHCD	806	6,047	40,533	110,814	0	-13,000	-64,203	-142,583	-806	6,953	23,670	31,769
QGMD	149,867	546,378	-2,706,668	-3,675,632	26,134	45,610	306,297	510,289	-176,001	-591,988	2,400,371	3,165,343
SIIS	-379,212	-1,773,507	-4,242,115	-2,507,923	0	-48,773	67,794	412,397	379,212	1,822,280	4,174,321	2,095,526
BLDN	779,477	3,280,424	7,852,031	10,534,470	0	-10,000	468,400	302,475	-779,477	-3,270,424	-8,320,431	-10,836,945
MCGS	3,116	-288,929	-277,571	-578,730	0	51,500	51,500	43,398	-3,116	237,429	226,071	535,332
QCFS	0	0	0	0	0	0	0	0	0	0	0	0
QFLS	193,515	-685,012	-2,535,395	-3,087,821	30,231	15,231	-395,311	-2,625,393	-223,746	669,781	2,930,706	5,713,214
WDAM	110,688	131,370	180,680	347,022	0	0	-135	4,865	-110,688	-131,370	-180,545	-351,887
MCCS	-102,131	-424,861	-418,069	-98,382	400	-27,355	-29,515	429	101,731	452,216	447,584	97,953
MERS	8,668	-45,506	-86,820	-157,446	0	-2,552	-2,237	-1,406	-8,668	48,058	89,057	158,852
QIMD	-3,947	-55,769	-76,977	-222,843	0	68,400	93,509	251,449	3,947	-12,631	-16,532	-28,606
QNCD	45,944	48,336	180,044	119,124	1,800	1,800	1,800	-329,900	-47,744	-50,136	-181,844	210,776

Company									21-Nov			
	Qatari				GCC				Foreigners			
	Daily Chg.	Last 5 Sessions Chg.	Last 10 Sessions Chg.	Last 20 Sessions Chg.	Daily Chg.	Last 5 Sessions Chg.	Last 10 Sessions Chg.	Last 20 Sessions Chg.	Daily Chg.	Last 5 Sessions Chg.	Last 10 Sessions Chg.	Last 20 Sessions Chg.
IQCD	11,601	1,261,696	688,603	-555,141	219,280	384,577	383,630	548,286	-230,881	-1,646,273	-1,072,233	6,855
QIGD	331,147	45,767	84,192	639,416	-2,239	13,389	33,389	150,099	-328,908	-59,156	-117,581	-789,515
QEWS	90,579	1,159,799	183,264	-1,802,766	0	0	0	10	-90,579	-1,159,799	-183,264	1,802,756
AHCS	-33,919	-91,570	-246,422	-272,909	0	0	84,882	64,882	33,919	91,570	161,540	208,027
GISS	-791,762	-1,205,817	-4,771,812	-5,120,924	0	-15,000	109,100	109,631	791,762	1,220,817	4,662,712	5,011,293
MPHC	-839,208	-3,531,832	-7,803,802	-10,539,456	-100,000	-100,000	-97,833	152,974	939,208	3,631,832	7,901,635	10,386,482
IGRD	-292,623	-905,065	-1,542,921	-3,445,389	16,000	-74,836	-11,680	1,233	276,623	979,901	1,554,601	3,444,156
QAMC	3,922,996	7,004,424	9,267,420	39,328,828	-8,700	-194,486	442,072	1,130,262	-3,914,296	-7,005,794	-9,800,966	-40,550,564
QATI	-112,130	-216,759	-425,288	910,690	0	0	0	-787,109	112,130	216,759	425,288	-123,581
DOHI	0	53,880	37,219	62,864	0	0	0	0	0	-53,880	-37,219	-62,864
QGRI	0	1,472	10,701	39,867	0	0	0	0	0	-1,472	-10,701	-39,867
AKHI	-7,759	-78,404	-190,425	-614,052	0	0	0	20,000	7,759	78,404	190,425	594,052
QISI	-1,270	-5,736	25,428	-8,294	0	0	0	0	1,270	5,736	-25,428	8,294
QLMI	-2,000	-3,650	-22,182	-82,258	0	0	0	0	2,000	3,650	22,182	82,258
UDCD	-1,034	29,292	-175,012	1,937,859	0	0	0	0	1,034	-29,292	175,012	-1,937,859
BRES	-258,811	-2,098,909	-4,521,626	-5,151,219	0	0	24,846	-21,856	258,811	2,098,909	4,496,780	5,173,075
ERES	1,236,991	3,356,637	4,823,606	4,354,472	-7,692	256,771	515,016	511,465	-1,229,299	-3,613,408	-5,338,622	-4,865,937
MRDS	559,770	-519,079	4,461,368	1,806,640	30,000	95,737	-286,030	74,280	-589,770	423,342	-4,175,338	-1,880,920
ORDS	-90,589	-410,586	-820,236	-7,917,267	0	0	-2,920,652	-3,010,420	90,589	399,320	3,740,954	10,917,020
VFQS	321,697	1,129,660	-647,335	5,416,411	0	-10,000	357,183	471,841	-321,697	-1,119,660	290,152	-5,888,252
QNNS	6,322	237,885	996,673	624,052	0	0	24,387	-1,232,200	-6,322	-237,885	-1,021,060	608,148
GWCS	74,444	112,696	758,682	2,327,388	0	0	0	0	-74,444	-112,696	-758,682	-2,327,388
QGTS	188,121	202,264	-2,081,467	-12,031,804	35,450	70,392	-17,859	-224,811	-223,571	-272,656	2,099,326	12,256,615

## Trading by nationality for the last Session

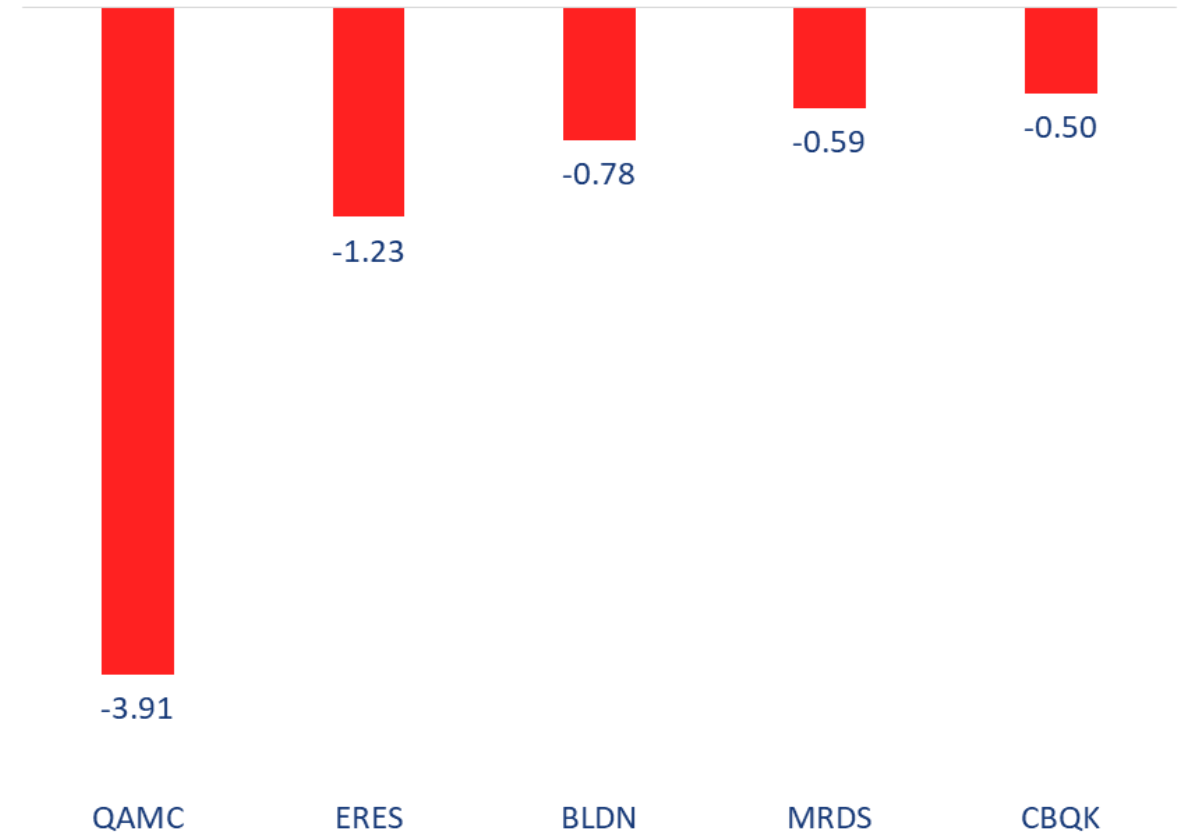
Nationality	Buy %	Sell %	Net
Qataris	60.14%	64.02%	-3.88%
GCC	1.64%	2.47%	-0.83%
Arab	8.98%	8.56%	0.42%
Foreigners	29.23%	24.96%	4.28%

Top 5 Companies bought (net) by **Foreigners** in the last session



In million shares

Top 5 Companies sold (net) by **Foreigners** in the last session



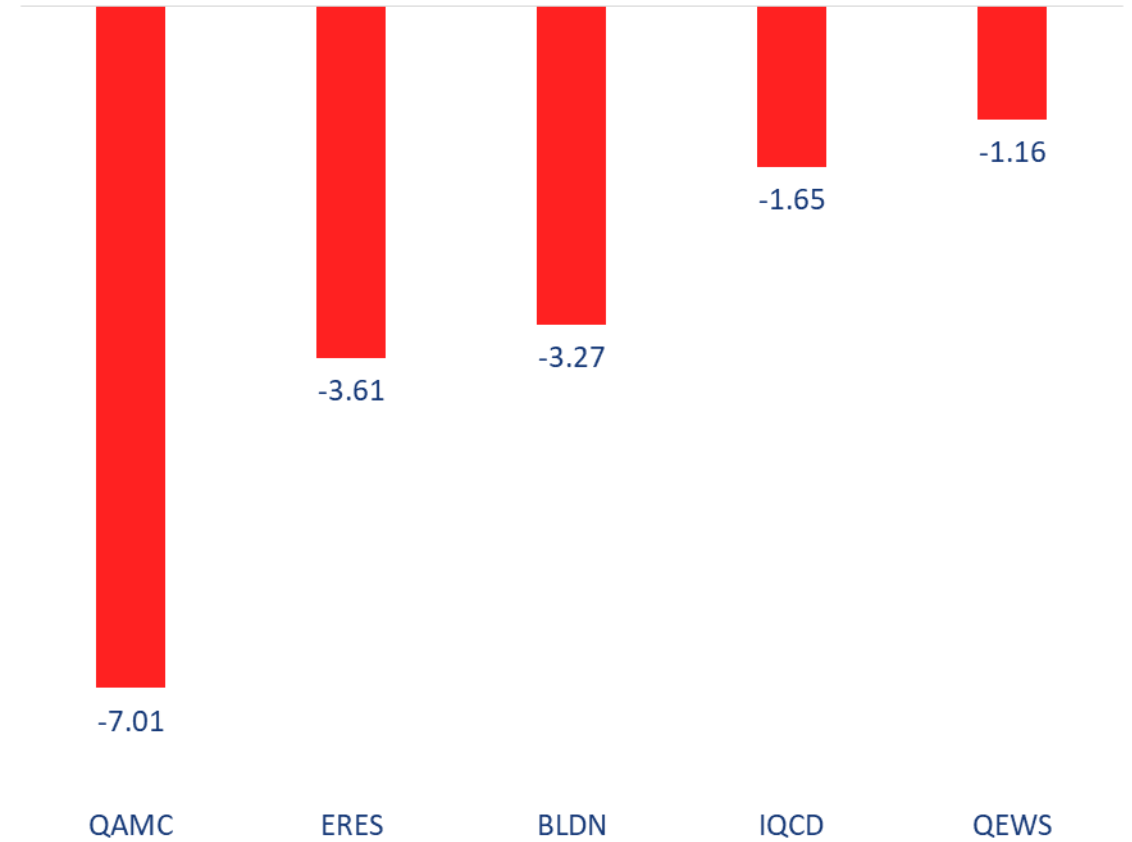
In million shares

Top 5 Companies bought (net) by **Foreigners** over the last week



In million shares

Top 5 Companies sold (net) by **Foreigners** over the last week



In million shares



The figures represent a change in the number of shares.

Daily Change: The net change between 21<sup>th</sup> and 20<sup>th</sup> of November trading sessions

Change for the last 5 sessions: The total daily net change for the last 5 sessions.


Change for the last 10 sessions: The total daily net change for the last 10 sessions.

Change for the last 20 sessions: The total daily net change for the last 20 sessions.

## **DISCLAIMER:**

The information contained was obtained from various public sources believed to be reliable, but we do not guarantee its accuracy. Wasata Financial Securities makes no representations or warranties (express or implied) regarding the data and information provided and Wasata Financial Securities does not represent that the information content of this document is complete, or free from any error, not misleading, or fit for any particular purpose. This report document provides general information only. Neither the information nor any opinion expressed constitutes an offer or an invitation to make an offer, to buy or sell any securities or other investment products related to such securities or investments.

This report document contained is subject to change without prior notice. Wasata assumes no responsibility to update the information in this report document.



Prepared by Financial Advisory Department

  
وساطة  
WASATA  
للأوراق المالية  
FINANCIAL SECURITIES

+974 44498880

[ramzi.qasmieh@Wasata.qa](mailto:ramzi.qasmieh@Wasata.qa)