



Daily Report for Ownership Changes

22th of November 2022 Session

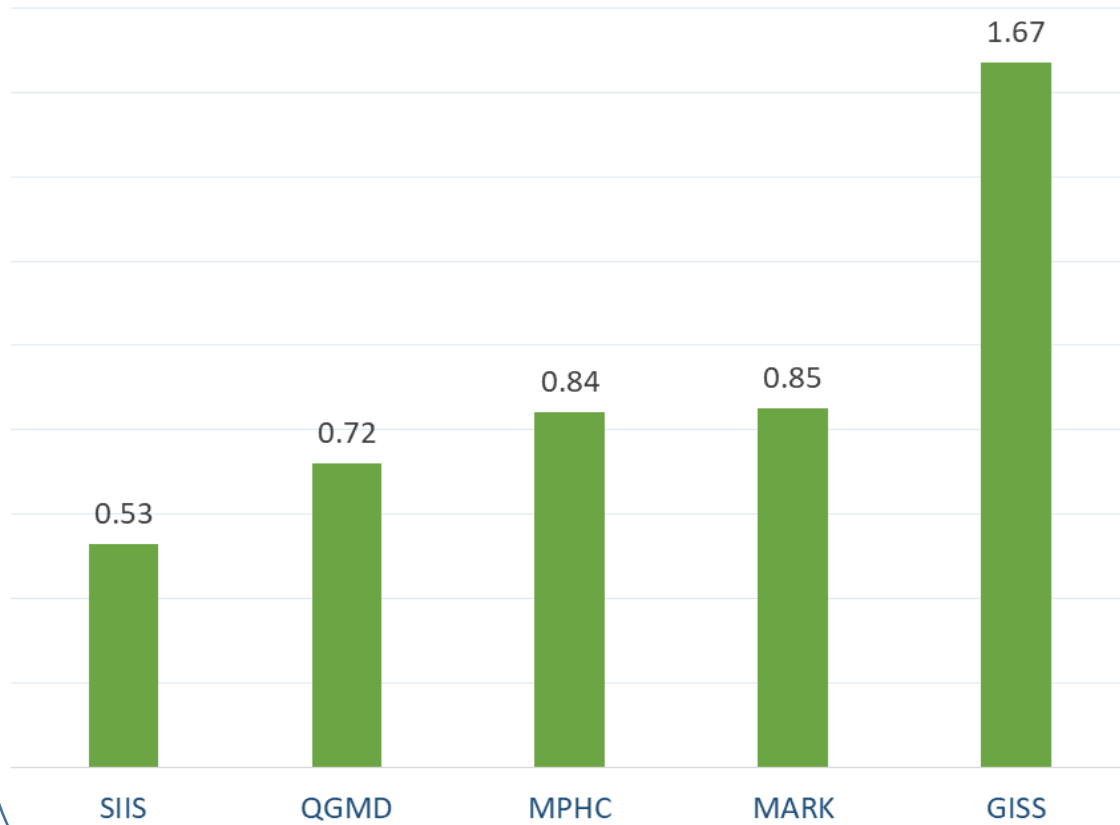
									22-Nov			
Company	Qatari				GCC				Foreigners			
	Daily Chg.	Last 5 Sessions Chg.	Last 10 Sessions Chg.	Last 20 Sessions Chg.	Daily Chg.	Last 5 Sessions Chg.	Last 10 Sessions Chg.	Last 20 Sessions Chg.	Daily Chg.	Last 5 Sessions Chg.	Last 10 Sessions Chg.	Last 20 Sessions Chg.
QNBK	167,677	-827,239	-977,567	-51,101,311	0	53,746	51,952	-1,248	-167,677	773,493	925,615	51,102,559
QIBK	139,410	464,262	-1,535,471	-2,614,565	0	0	-4,000	-605,870	-139,410	-464,262	1,539,471	3,220,435
CBQK	-234,593	-69,209	-2,116,741	-2,019,742	0	0	4,165	4,165	234,593	69,209	2,112,576	2,015,577
DHBK	741,231	637,074	-825,323	2,951,032	0	-292,000	53,315	654,015	-741,231	-345,074	772,008	-3,605,047
ABQK	0	30,656	30,656	29,770	0	0	0	0	0	-30,656	-30,656	-29,770
QIHK	4,904	-84,798	-403,193	-1,869,112	0	0	-34,600	-206,057	-4,904	84,798	437,793	2,075,169
MARK	-822,066	-2,714,468	-9,866,045	-8,204,585	-28,002	-18,416	-65,130	-43,677	850,068	2,732,884	9,931,175	8,248,262
QFBQ	123,664	372,240	1,078,747	56,594	0	9,000	159,003	10,824	-123,664	-381,240	-1,237,750	-67,418
NLCS	833,760	-3,703,324	-7,021,891	-6,349,685	20,000	60,055	35,952	-101,218	-853,760	3,643,269	6,985,939	6,450,903
DBIS	-84,104	-598,838	-632,334	-1,420,478	-20,000	10,312	-173,515	4,208	104,104	588,526	805,849	1,416,270
QOIS	160,111	376,220	635,631	1,068,365	-124,361	-32,361	-48,361	-29,501	-35,750	-343,859	-587,270	-1,038,864
IHGS	49,318	209,310	278,188	121,516	0	-5,200	-45,200	2,958	-49,318	-204,110	-232,988	-124,474
ZHCD	8,500	16,149	26,619	119,308	0	-13,000	-35,022	-142,583	-8,500	-3,149	8,403	23,275
QGMD	-927,708	-1,024,520	-3,326,330	-3,174,929	208,288	182,022	514,885	646,922	719,420	842,498	2,811,445	2,528,007
SIIS	-237,682	-1,391,996	-3,687,907	-2,350,530	-290,161	-340,538	-223,123	-57,856	527,843	1,732,534	3,911,030	2,408,386
BLDN	1,499,607	4,648,640	9,294,522	11,744,815	-455,556	-465,556	12,844	-148,347	-1,044,051	-4,183,084	-9,307,366	-11,596,468
MCGS	-11,668	-264,736	-285,789	-586,129	0	51,500	51,500	51,500	11,668	213,236	234,289	534,629
QCFS	0	0	0	0	0	0	0	0	0	0	0	0
QFLS	-206,584	-855,096	-2,567,743	-3,349,054	0	15,231	-195,311	-2,625,403	206,584	839,865	2,763,054	5,974,457
WDAM	-29,860	122,815	91,486	321,521	0	0	-135	4,865	29,860	-122,815	-91,351	-326,386
MCCS	90,461	-197,792	-365,229	-20,564	-2,552	15,158	-45,927	-2,123	-87,909	182,634	411,156	22,687
MERS	41,032	6,612	-49,334	-79,804	0	-2,552	-2,237	-1,416	-41,032	-4,060	51,571	81,220
QIMD	-37,885	-94,332	-116,272	-141,768	35,000	85,400	128,509	177,449	2,885	8,932	-12,237	-35,681
QNCD	163,941	211,562	347,988	294,972	-20,000	-18,200	-18,200	-349,900	-143,941	-193,362	-329,788	54,928

									22-Nov			
Company	Qatari				GCC				Foreigners			
	Daily Chg.	Last 5 Sessions Chg.	Last 10 Sessions Chg.	Last 20 Sessions Chg.	Daily Chg.	Last 5 Sessions Chg.	Last 10 Sessions Chg.	Last 20 Sessions Chg.	Daily Chg.	Last 5 Sessions Chg.	Last 10 Sessions Chg.	Last 20 Sessions Chg.
IQCD	519,976	1,503,428	1,057,916	-399,080	-4,593	379,834	401,792	543,428	-515,383	-1,883,262	-1,459,708	-144,348
QIGD	108,173	483,484	183,267	748,388	-30,000	-36,611	23,389	120,667	-78,173	-446,873	-206,656	-869,055
QEWS	-80,397	901,479	283,386	-1,707,339	0	0	0	0	80,397	-901,479	-283,386	1,707,339
AHCS	571	-44,480	-234,561	-141,338	0	0	84,882	64,882	-571	44,480	149,679	76,456
GISS	-1,652,056	-2,972,840	-4,751,006	-7,476,996	-20,000	-35,000	60,100	90,631	1,672,056	3,007,840	4,690,906	7,386,365
MPHC	-841,791	-3,888,876	-7,411,027	-11,393,751	0	-100,000	-95,556	143,167	841,791	3,988,876	7,506,583	11,250,584
IGRD	-244,029	-1,167,631	-1,078,066	-3,348,204	0	-73,333	-11,680	1,233	244,029	1,240,964	1,089,746	3,346,971
QAMC	1,360,232	9,020,478	10,434,571	38,648,810	-48,000	-194,486	-96,630	1,146,989	-1,312,232	-8,973,848	-10,429,415	-39,887,273
QATI	-392,549	-561,494	-882,140	365,918	0	0	0	-787,109	392,549	561,494	882,140	421,191
DOHI	32,044	90,274	69,513	93,518	0	0	0	0	-32,044	-90,274	-69,513	-93,518
QGRI	0	0	6,701	39,313	0	0	0	0	0	0	-6,701	-39,313
AKHI	-104,148	-127,849	-161,154	-737,738	0	0	-20,000	20,000	104,148	127,849	181,154	717,738
QISI	2,270	1,000	27,998	21,877	0	0	0	0	-2,270	-1,000	-27,998	-21,877
QLMI	2,250	-1,400	-3,189	-83,151	-2,250	-2,250	-2,250	-2,250	0	3,650	5,439	85,401
UDCD	46,512	271,169	-30,017	1,946,332	0	0	0	0	-46,512	-271,169	30,017	-1,946,332
BRES	-204,148	-1,893,903	-4,776,843	-5,133,646	0	0	28,227	-15,386	204,148	1,893,903	4,748,616	5,149,032
ERES	-57,629	2,783,863	4,364,635	4,504,072	-40,000	216,771	200,793	423,214	97,629	-3,000,634	-4,565,428	-4,927,286
MRDS	-129,576	-3,254	2,835,326	1,311,280	156,391	212,070	8,361	230,671	-26,815	-208,816	-2,843,687	-1,541,951
ORDS	268,362	-39,609	-217,594	-7,562,704	7,000	7,000	-30,307	-2,993,430	-275,362	32,609	247,967	10,556,200
VFQS	-237,479	315,291	-214,042	2,622,449	0	-10,000	-20,000	471,841	237,479	-305,291	234,042	-3,094,290
QNNS	32,734	162,700	730,894	707,748	0	0	24,387	-1,232,212	-32,734	-162,700	-755,281	524,464
GWCS	62,671	153,839	575,332	2,183,559	-10,000	-10,000	-20,848	-10,000	-52,671	-143,839	-554,484	-2,173,559
QGTS	369,896	392,374	-1,722,832	-11,113,804	-100	89,942	-27,178	-206,408	-369,796	-482,316	1,750,010	11,320,212

Trading by nationality for the last Session

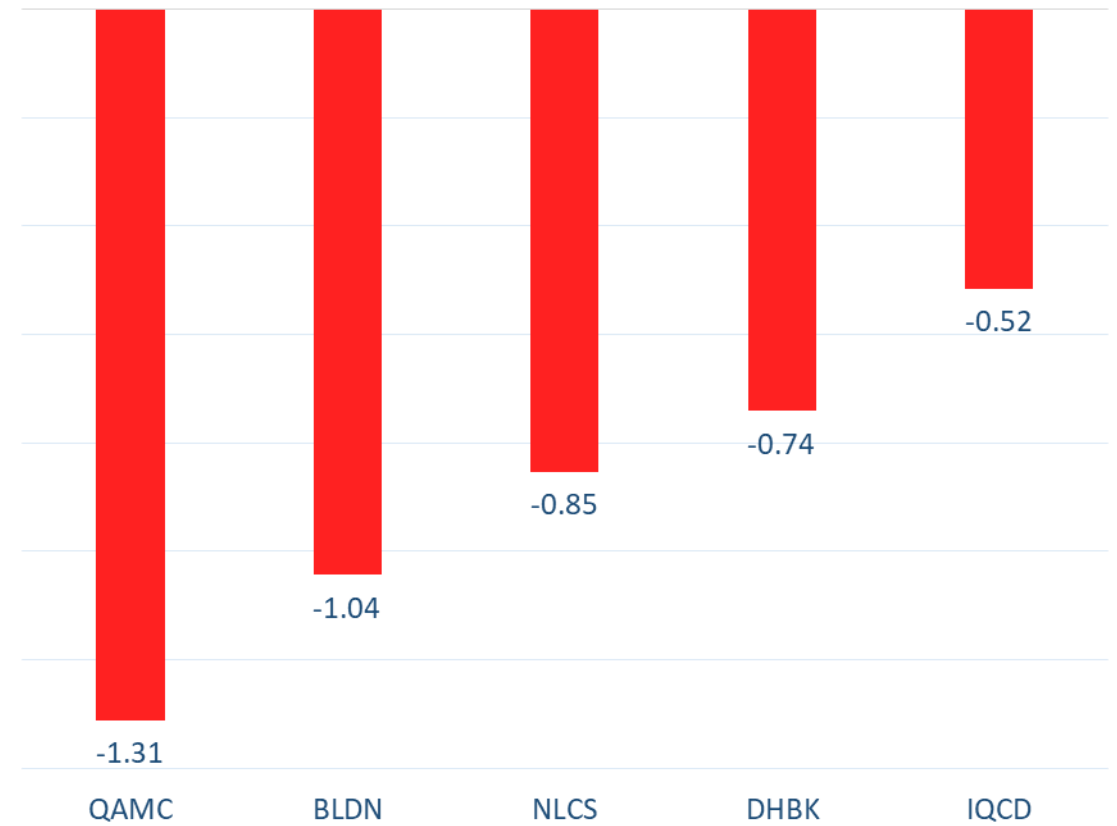
Nationality	Buy %	Sell %	Net
Qataris	58.93%	56.39%	2.54%
GCC	4.29%	7.57%	-3.28%
Arab	10.41%	8.94%	1.47%
Foreigners	26.38%	27.11%	-0.73%

Top 5 Companies bought (net) by **Foreigners** in the last session



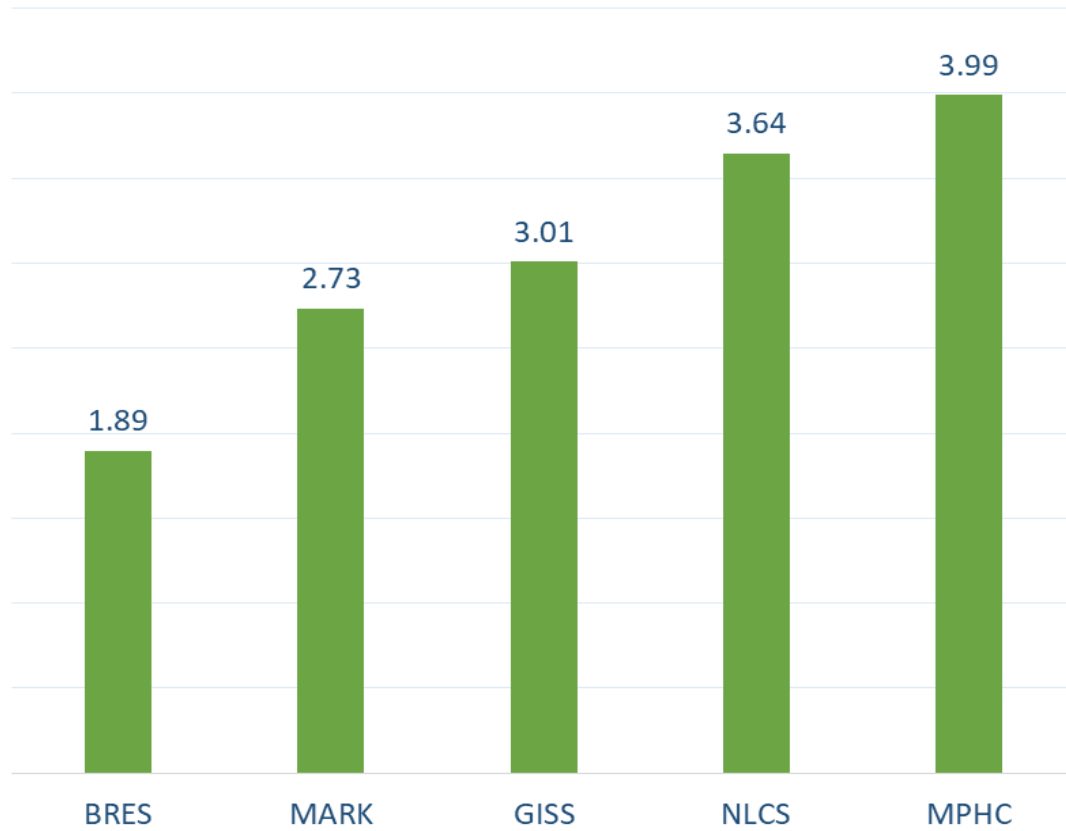
In million shares

Top 5 Companies sold (net) by **Foreigners** in the last session



In million shares

Top 5 Companies bought (net) by **Foreigners** over the last week



In million shares

Top 5 Companies sold (net) by **Foreigners** over the last week



In million shares



The figures represent a change in the number of shares.

Daily Change: The net change between 22th and 21th of November trading sessions

Change for the last 5 sessions: The total daily net change for the last 5 sessions.


Change for the last 10 sessions: The total daily net change for the last 10 sessions.

Change for the last 20 sessions: The total daily net change for the last 20 sessions.

DISCLAIMER:

The information contained was obtained from various public sources believed to be reliable, but we do not guarantee its accuracy. Wasata Financial Securities makes no representations or warranties (express or implied) regarding the data and information provided and Wasata Financial Securities does not represent that the information content of this document is complete, or free from any error, not misleading, or fit for any particular purpose. This report document provides general information only. Neither the information nor any opinion expressed constitutes an offer or an invitation to make an offer, to buy or sell any securities or other investment products related to such securities or investments.

This report document contained is subject to change without prior notice. Wasata assumes no responsibility to update the information in this report document.



Prepared by Financial Advisory Department


وساطة
WASATA
للأوراق المالية
FINANCIAL SECURITIES

+974 44498880

ramzi.qasmieh@Wasata.qa