



Daily Report for Ownership Changes

27th of November 2022 Session

Company	Qatari				GCC				27-Nov			
									Foreigners			
	Daily Chg.	Last 5 Sessions Chg.	Last 10 Sessions Chg.	Last 20 Sessions Chg.	Daily Chg.	Last 5 Sessions Chg.	Last 10 Sessions Chg.	Last 20 Sessions Chg.	Daily Chg.	Last 5 Sessions Chg.	Last 10 Sessions Chg.	Last 20 Sessions Chg.
QNBK	121,199	-1,559,070	-163,934	-52,127,462	0	54,036	54,026	-5,958	-121,199	1,505,034	109,908	52,133,420
QIBK	208,552	1,160,872	717,147	-1,335,315	0	-230	-230	-831,140	-208,552	-1,160,642	-716,917	2,166,455
CBQK	-8,467	-518,223	-1,434,477	-3,284,227	-500	-500	-500	3,665	8,967	518,723	1,434,977	3,280,562
DHBK	-115,260	-1,556,452	-1,948,934	-4,176,603	0	-220,000	-400,716	234,015	115,260	1,776,452	2,349,650	3,942,588
ABQK	0	0	30,656	29,770	0	0	0	0	0	0	-30,656	-29,770
QIHK	-56,006	-646,726	-410,152	-2,480,070	0	10,000	10,000	-232,390	56,006	636,726	400,152	2,712,460
MARK	172,874	-859,131	-1,832,646	-15,081,315	-59,500	-78,235	-143,041	-174,076	-113,374	937,366	1,975,687	15,255,391
QFBQ	20,531	204,640	536,996	1,079,661	0	29,600	38,600	182,408	-20,531	-234,240	-575,596	-1,262,069
NLCS	173,250	-952,590	-4,528,794	-4,028,893	100,000	180,055	155,952	158,949	-273,250	772,535	4,372,842	3,869,944
DBIS	-92,252	-823,529	-1,273,808	-1,890,608	105,612	399,150	384,520	391,249	-13,360	424,379	889,288	1,499,359
QOIS	16,616	345,675	519,719	1,028,618	0	-5,686	67,314	55,274	-16,616	-339,989	-587,033	-1,083,892
IHGS	-127,956	-115,006	-72,744	-350,334	0	0	-5,200	2,958	127,956	115,006	77,944	347,376
ZHCD	6,000	32,225	36,857	133,810	0	-19,969	-32,969	-162,552	-6,000	-12,256	-3,888	28,742
QGMD	-197,771	-877,463	-592,235	-4,949,691	29,865	52,467	120,853	472,967	167,906	824,996	471,382	4,476,724
SIIS	-364,647	-2,492,361	-4,251,768	-6,314,410	0	-263,271	-155,683	-162,655	364,647	2,755,632	4,407,451	6,477,065
BLDN	-209,813	1,836,521	5,284,504	10,392,956	-53,300	-420,000	-420,000	-4,556	263,113	-1,416,521	-4,864,504	-10,388,400
MCGS	-6,090	-48,433	-357,479	-525,610	-1,500	-1,500	50,000	50,000	7,590	49,933	307,479	475,610
QCFS	0	0	0	0	0	0	0	0	0	0	0	0
QFLS	60,832	-304,292	-1,001,670	-3,621,011	0	30,231	15,231	-2,648,014	-60,832	274,061	986,439	6,269,025
WDAM	6,932	84,489	31,740	256,163	0	0	-135	4,865	-6,932	-84,489	-31,605	-261,028
MCCS	-21,798	-302,685	-661,350	-231,962	-20,868	-15,211	-41,449	-25,182	42,666	317,896	702,799	257,144
MERS	-512	-39,591	-106,743	-176,991	0	0	-2,552	-3,156	512	39,591	109,295	180,147
QIMD	9,614	-82,318	-144,818	-129,837	0	35,000	103,400	121,449	-9,614	47,318	41,418	8,388
QNCD	-3,964	255,219	252,615	441,230	0	-18,200	-18,200	-349,900	3,964	-237,019	-234,415	-91,330

									27-Nov			
Company	Qatari				GCC				Foreigners			
	Daily Chg.	Last 5 Sessions Chg.	Last 10 Sessions Chg.	Last 20 Sessions Chg.	Daily Chg.	Last 5 Sessions Chg.	Last 10 Sessions Chg.	Last 20 Sessions Chg.	Daily Chg.	Last 5 Sessions Chg.	Last 10 Sessions Chg.	Last 20 Sessions Chg.
IQCD	-560,528	73,013	1,403,833	-514,774	120,866	247,355	412,903	531,557	439,662	-320,368	-1,816,736	-16,783
QIGD	-7,072	304,217	-21,876	212,274	-14,163	-33,349	22,279	27,279	21,235	-270,868	-403	-239,553
QEWS	-7,355	297,947	1,474,305	-1,093,514	0	0	0	0	7,355	-297,947	-1,474,305	1,093,514
AHCS	-18,736	-66,962	-67,074	-342,888	0	0	0	70,424	18,736	66,962	67,074	272,464
GISS	-101,017	-3,405,485	-4,516,871	-9,236,671	0	-20,000	65,000	101,490	101,017	3,425,485	4,451,871	9,135,181
MPHC	-347,978	-3,350,594	-6,791,739	-13,842,721	0	-198,000	-198,000	54,167	347,978	3,548,594	6,989,739	13,788,554
IGRD	795,325	5,353,429	4,614,068	2,144,058	46,605	152,651	100,865	119,121	-841,930	-5,506,080	-4,714,933	-2,263,179
QAMC	2,009,747	4,280,732	7,022,928	21,187,155	0	-194,486	-97,271	1,162,140	-2,009,747	-4,223,391	-7,017,131	-22,440,769
QATI	-717,494	-2,345,224	-2,355,921	-1,445,198	0	0	0	-767,109	717,494	2,345,224	2,355,921	2,212,307
DOHI	0	12,512	69,476	26,890	0	139,877	139,877	139,877	0	-152,389	-209,353	-166,767
QGRI	15,335	66,936	68,408	59,406	-26,156	-302,916	-302,916	-302,916	10,821	235,980	234,508	243,510
AKHI	-35,849	-23,386	-147,138	-325,108	0	0	0	20,000	35,849	23,386	147,138	305,108
QISI	-11,997	-29,729	-34,195	-9,311	0	0	0	0	11,997	29,729	34,195	9,311
QLMI	2,857	-4,690	-9,340	-59,794	0	-2,250	-2,250	-2,250	-2,857	6,940	11,590	62,044
UDCD	-21,596	-1,301,228	-1,294,623	33,036	0	0	0	0	21,596	1,301,228	1,294,623	-33,036
BRES	-158,356	-1,263,682	-3,996,794	-5,222,274	0	0	0	-6,886	158,356	1,263,682	3,996,794	5,229,160
ERES	2,098,342	2,357,720	4,571,513	2,552,838	92,469	44,777	313,356	509,683	-2,190,811	-2,402,497	-4,884,869	-3,062,521
MRDS	116,637	-1,386,181	-2,307,556	931,226	88,521	69,141	129,578	232,841	-205,158	1,317,040	2,177,978	-1,164,067
ORDS	-95,571	-324,285	-775,149	-6,489,262	0	52,423	52,323	-2,948,007	95,571	271,862	709,060	9,437,335
VFQS	-15,565	-257,470	376,292	-1,531,336	0	0	-20,000	370,659	15,565	257,470	-356,292	1,160,677
QNNS	-43,251	443,418	1,239,675	2,038,647	0	0	0	-1,260,773	43,251	-443,418	-1,239,675	-777,874
GWCS	198,009	89,219	207,240	2,102,242	0	-10,000	-10,000	-10,000	-198,009	-79,219	-197,240	-2,092,242
QGTS	-48,321	506,159	342,317	-4,952,552	-2,000	33,350	63,783	-110,828	50,321	-539,509	-406,100	5,063,380

Trading by nationality for the last Session

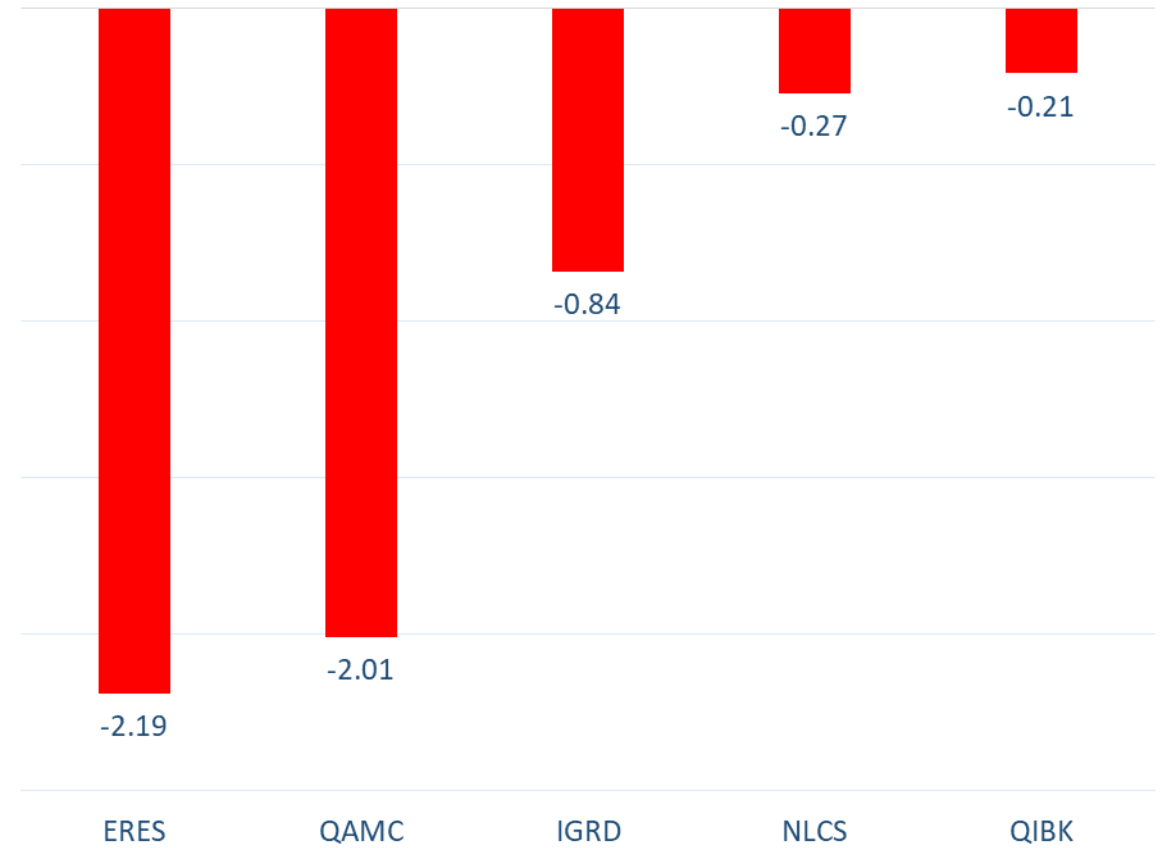
Nationality	Buy %	Sell %	Net
Qataris	71.60%	70.96%	0.64%
GCC	3.49%	2.46%	1.03%
Arab	9.96%	11.43%	-1.47%
Foreigners	14.94%	15.15%	-0.21%

Top 5 Companies bought (net) by **Foreigners** in the last session



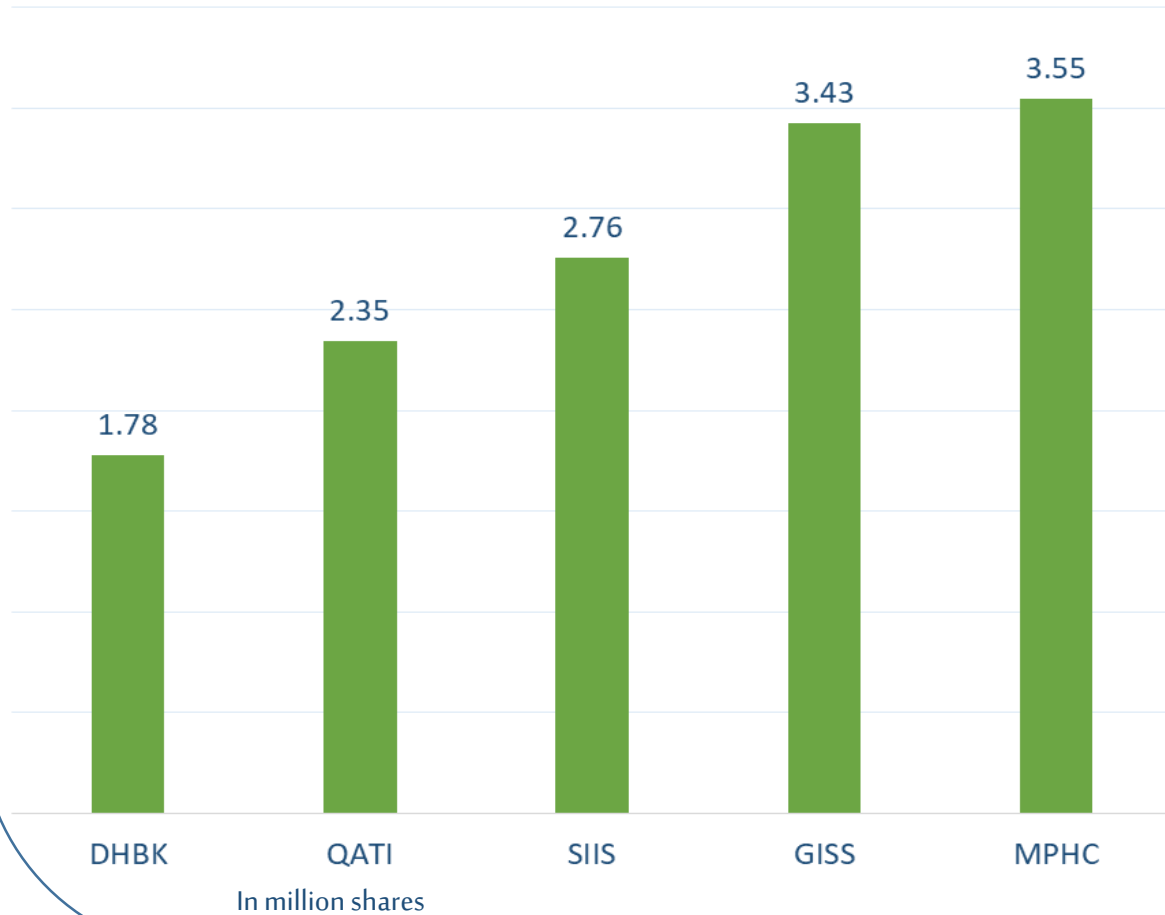
In million shares

Top 5 Companies sold (net) by **Foreigners** in the last session

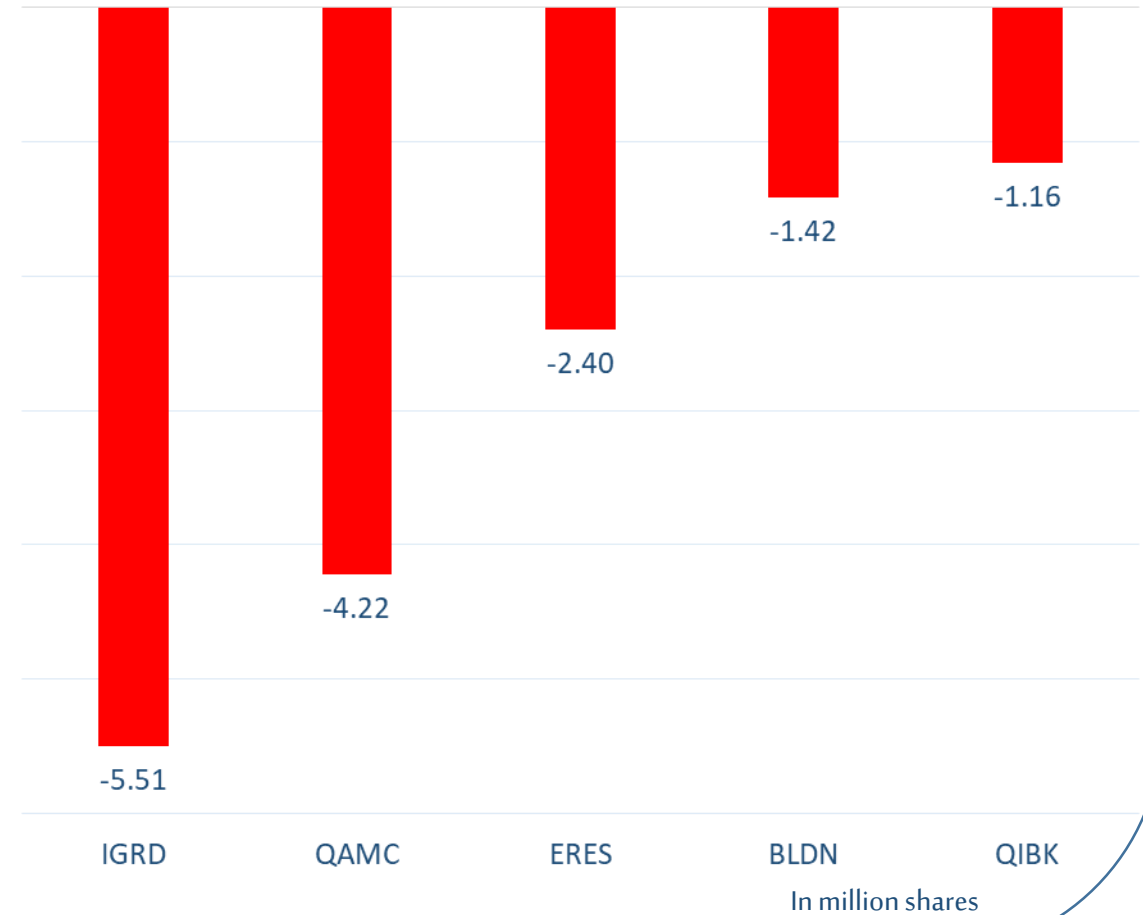


In million shares

Top 5 Companies bought (net) by **Foreigners** over the last week



Top 5 Companies sold (net) by **Foreigners** over the last week





The figures represent a change in the number of shares.

Daily Change: The net change between 27th and 24th of November trading sessions

Change for the last 5 sessions: The total daily net change for the last 5 sessions.


Change for the last 10 sessions: The total daily net change for the last 10 sessions.

Change for the last 20 sessions: The total daily net change for the last 20 sessions.

DISCLAIMER:

The information contained was obtained from various public sources believed to be reliable, but we do not guarantee its accuracy. Wasata Financial Securities makes no representations or warranties (express or implied) regarding the data and information provided and Wasata Financial Securities does not represent that the information content of this document is complete, or free from any error, not misleading, or fit for any particular purpose. This report document provides general information only. Neither the information nor any opinion expressed constitutes an offer or an invitation to make an offer, to buy or sell any securities or other investment products related to such securities or investments.

This report document contained is subject to change without prior notice. Wasata assumes no responsibility to update the information in this report document.



Prepared by Financial Advisory Department


للأوراق المالية
FINANCIAL SECURITIES

+974 44498880

ramzi.qasmieh@Wasata.qa