



Daily Report for Ownership Changes

28th of November 2022 Session

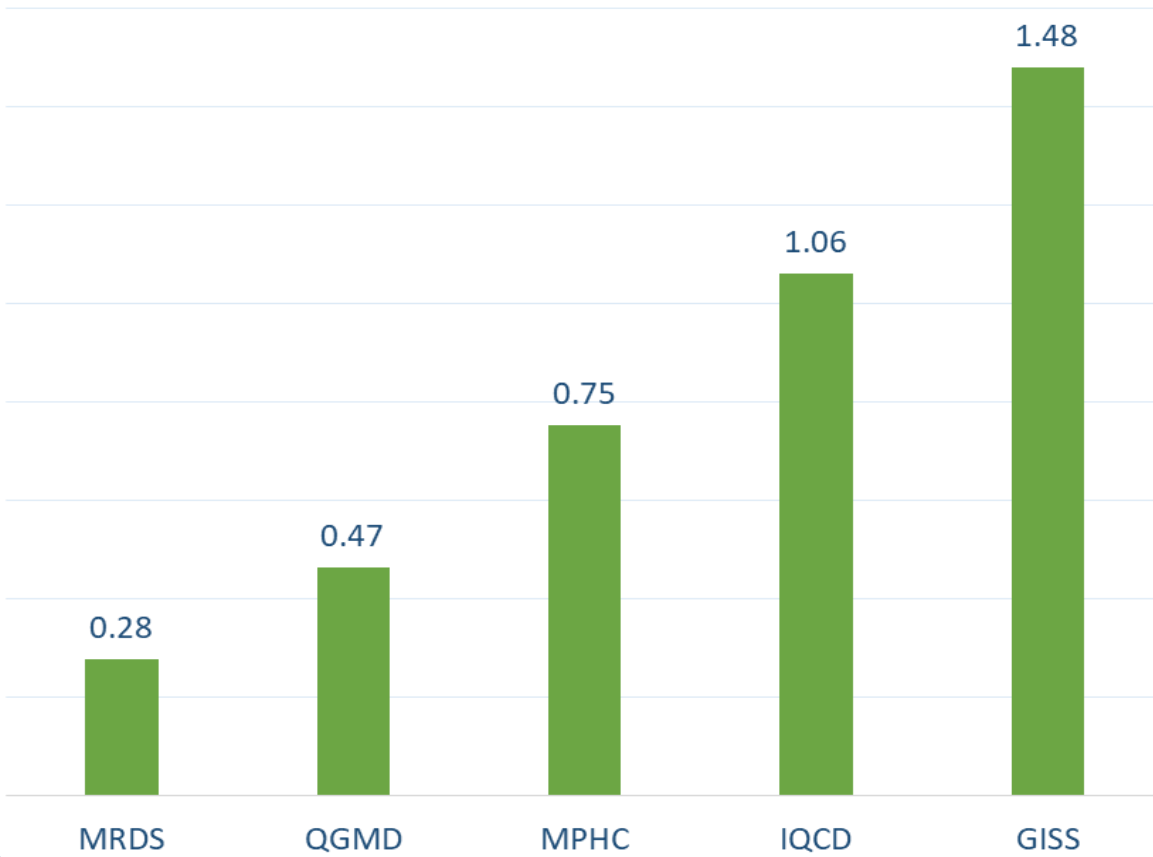
رمز الشركة	28-Nov											
	Qatari				GCC				Foreigners			
	Daily Chg.	Last 5 Sessions Chg.	Last 10 Sessions Chg.	Last 20 Sessions Chg.	Daily Chg.	Last 5 Sessions Chg.	Last 10 Sessions Chg.	Last 20 Sessions Chg.	Daily Chg.	Last 5 Sessions Chg.	Last 10 Sessions Chg.	Last 20 Sessions Chg.
QNBK	58,013	645,339	-402,620	-52,066,058	0	290	54,036	52,242	-58,013	-645,629	348,584	52,013,816
QIBK	488,181	1,177,242	1,455,337	-700,871	43	-187	-187	-831,097	-488,224	-1,177,055	-1,455,150	1,531,968
CBQK	570,858	-451,959	-493,539	-3,300,974	0	-500	-500	3,665	-570,858	452,459	494,039	3,297,309
DHBK	280,920	-1,747,546	-1,714,928	-4,412,481	4,226	-215,774	-487,774	238,241	-285,146	1,963,320	2,202,702	4,174,240
ABQK	0	0	30,656	29,656	0	0	0	0	0	0	-30,656	-29,656
QIHK	632,002	-80,326	8,120	-2,197,902	0	10,000	10,000	-232,390	-632,002	70,326	-18,120	2,430,292
MARK	592,628	957,501	-890,648	-14,264,005	17,677	-120,245	-136,264	-201,971	-610,305	-837,256	1,026,912	14,465,976
QFBQ	-51,155	77,652	421,516	1,654,107	-41,155	-11,555	-2,555	141,253	92,310	-66,097	-418,961	-1,795,360
NLCS	388,626	900,129	-2,333,279	-5,270,766	24,038	164,038	180,090	182,987	-412,664	-1,064,167	2,153,189	5,087,779
DBIS	12,563	-615,924	-1,100,931	-2,089,356	53,438	452,588	430,044	455,036	-66,001	163,336	670,887	1,634,320
QOIS	-102,400	89,997	393,274	859,580	0	-18,686	73,314	54,214	102,400	-71,311	-466,588	-913,794
IHGS	146,067	17,536	73,419	-169,391	0	0	-5,200	-6,200	-146,067	-17,536	-68,219	175,591
ZHCD	28,203	59,622	65,669	162,013	-32,510	-52,479	-65,479	-195,062	4,307	-7,143	-190	33,049
QGMD	-435,791	-1,463,121	-916,743	-4,705,856	-29,865	-3,532	42,078	470,530	465,656	1,466,653	874,665	4,235,326
SIIS	-271,400	-2,384,549	-4,158,056	-6,555,543	27,446	-235,825	-284,598	-148,049	243,954	2,620,374	4,442,654	6,703,592
BLDN	-169,248	887,796	4,168,220	11,038,044	0	-420,000	-430,000	-4,556	169,248	-467,796	-3,738,220	-11,033,488
MCGS	-88	-51,637	-340,566	-428,442	0	-1,500	50,000	50,000	88	53,137	290,566	378,442
QCFS	0	0	0	0	0	0	0	0	0	0	0	0
QFLS	361,310	-136,497	-821,509	-3,287,915	0	0	15,231	-2,648,040	-361,310	136,497	806,278	5,935,955
WDAM	6,985	-19,214	112,156	267,201	0	0	0	4,865	-6,985	19,214	-112,156	-272,066
MCCS	-5,469	-206,023	-630,884	-476,818	2,191	-13,420	-40,775	-42,624	3,278	219,443	671,659	519,442
MERS	4,393	-43,866	-89,372	-258,087	0	0	-2,552	-4,542	-4,393	43,866	91,924	262,629
QIMD	72,824	-5,547	-61,316	-47,323	0	35,000	103,400	101,449	-72,824	-29,453	-42,084	-54,126
QNCD	8,108	217,383	265,719	562,045	0	-20,000	-18,200	-349,900	-8,108	-197,383	-247,519	-212,145

رمز الشركة									28-Nov			
	Qatari				GCC				Foreigners			
	Daily Chg.	Last 5 Sessions Chg.	Last 10 Sessions Chg.	Last 20 Sessions Chg.	Daily Chg.	Last 5 Sessions Chg.	Last 10 Sessions Chg.	Last 20 Sessions Chg.	Daily Chg.	Last 5 Sessions Chg.	Last 10 Sessions Chg.	Last 20 Sessions Chg.
IQCD	-1,062,232	-1,000,820	260,876	-1,533,869	0	28,075	412,652	534,956	1,062,232	972,745	-673,528	998,913
QIGD	45,890	18,960	64,727	486,184	0	-31,110	-17,721	-19,058	-45,890	12,150	-47,006	-467,126
QEWS	283,559	490,927	1,650,726	-642,949	0	0	0	0	-283,559	-490,927	-1,650,726	642,949
AHCS	-37,413	-70,456	-162,026	-439,670	0	0	0	70,424	37,413	70,456	162,026	369,246
GISS	-1,480,461	-4,094,184	-5,300,001	-9,923,657	0	-20,000	-35,000	121,490	1,480,461	4,114,184	5,335,001	9,802,167
MPHC	-753,113	-3,264,499	-6,796,331	-14,998,770	0	-98,000	-198,000	4,167	753,113	3,362,499	6,994,331	14,994,603
IGRD	277,459	5,923,511	5,018,446	4,006,461	-4,126	132,525	57,689	119,995	-273,333	-6,056,036	-5,076,135	-4,126,456
QAMC	1,569,180	1,926,916	8,931,340	17,488,351	1,852	-194,486	-45,419	510,850	-1,571,032	-1,880,127	-8,885,921	-18,090,675
QATI	100	-2,232,994	-2,449,753	-1,835,925	0	0	0	-386,664	-100	2,232,994	2,449,753	2,222,589
DOHI	4,670	17,182	71,062	40,193	0	139,877	139,877	139,877	-4,670	-157,059	-210,939	-180,070
QGRI	0	66,936	68,408	58,636	20	-302,896	-302,896	-302,896	-20	235,960	234,488	244,260
AKHI	-216,207	-231,834	-310,238	-496,203	0	0	0	20,000	216,207	231,834	310,238	476,203
QISI	-10,101	-38,560	-44,296	-20,321	0	0	0	0	10,101	38,560	44,296	20,321
QLMI	1,040	-1,650	-5,300	-57,324	0	-2,250	-2,250	-2,250	-1,040	3,900	7,550	59,574
UDCD	776,885	-523,309	-494,017	613,553	0	0	0	0	-776,885	523,309	494,017	-613,553
BRES	-28,962	-1,033,833	-3,132,742	-4,908,388	0	0	0	-6,886	28,962	1,033,833	3,132,742	4,915,274
ERES	15,697	1,136,426	4,493,063	2,411,829	-19,700	32,769	289,540	523,631	4,003	-1,169,195	-4,782,603	-2,935,460
MRDS	-278,392	-2,224,343	-2,743,422	1,531,229	0	39,141	134,878	28,168	278,392	2,185,202	2,608,544	-1,559,397
ORDS	139,130	-94,566	-505,152	-5,566,222	0	52,423	52,423	-2,948,007	-139,130	42,143	441,463	8,505,406
VFQS	188,391	-390,776	738,884	-2,359,913	-89,392	-89,392	-99,392	279,576	-98,999	480,168	-639,492	2,080,337
QNNS	-254,344	182,752	420,637	1,835,057	0	0	0	-1,260,773	254,344	-182,752	-420,637	-574,284
GWCS	-47,037	-32,262	80,434	2,037,833	43,353	33,353	33,353	33,353	3,684	-1,091	-113,787	-2,071,186
QGTS	661,234	979,272	1,181,536	-3,932,274	5,650	3,550	73,942	-95,148	-666,884	-982,822	-1,255,478	4,027,422

Trading by nationality for the last Session

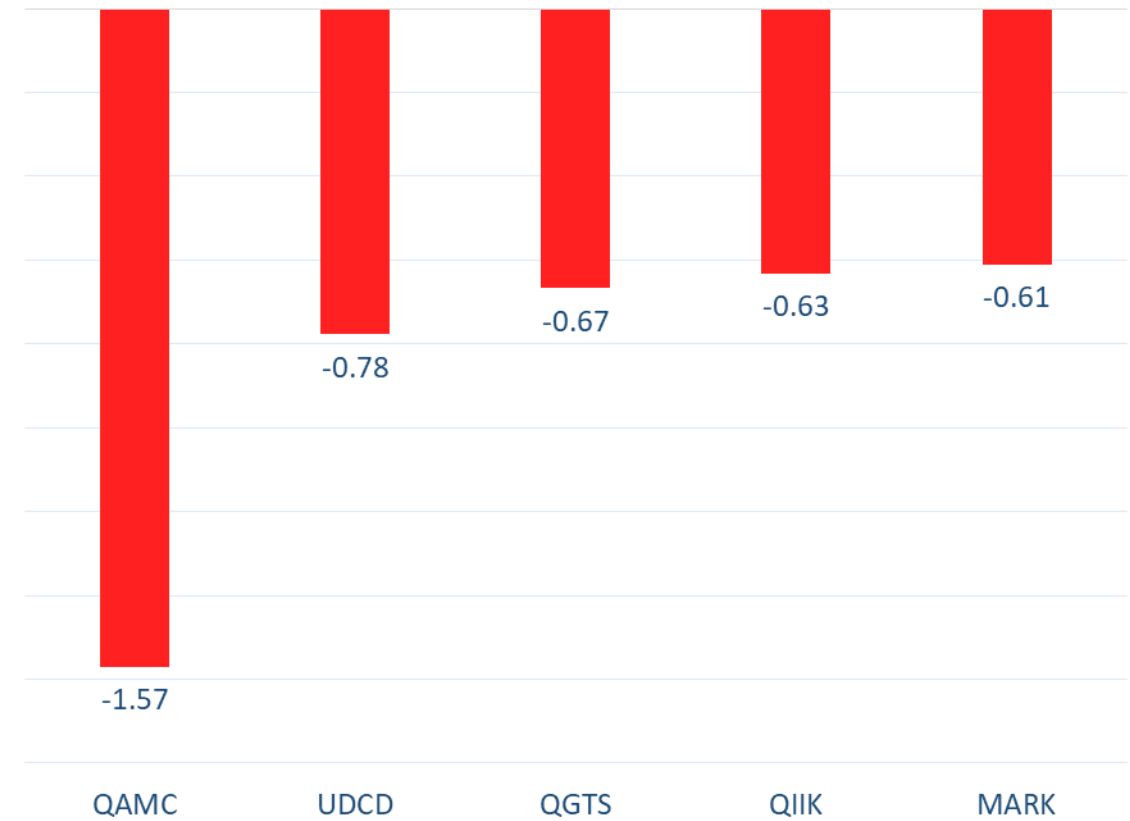
Nationality	Buy %	Sell %	Net
Qataris	57.90%	53.31%	4.58%
GCC	1.14%	1.12%	0.02%
Arab	7.72%	8.39%	-0.67%
Foreigners	33.25%	37.18%	-3.93%

Top 5 Companies bought (net) by **Foreigners** in the last session



In million shares

Top 5 Companies sold (net) by **Foreigners** in the last session



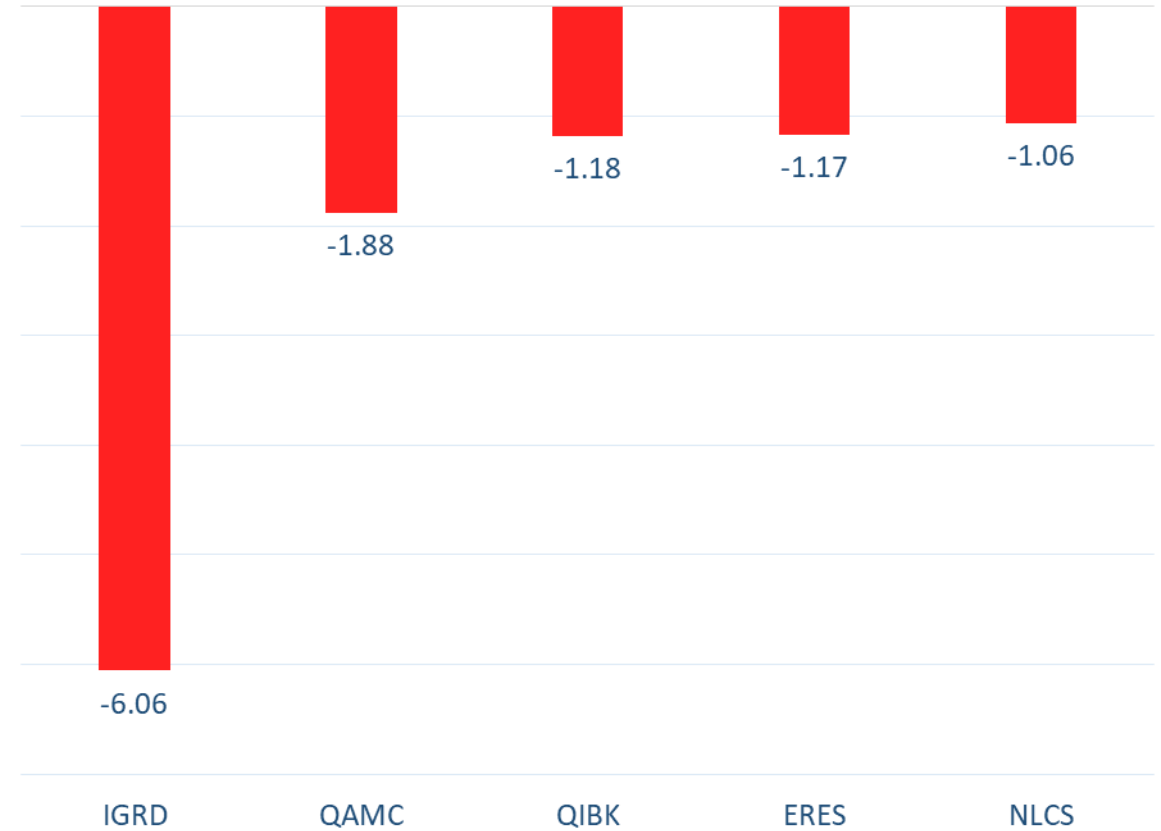
In million shares

Top 5 Companies bought (net) by **Foreigners** over the last week



In million shares

Top 5 Companies sold (net) by **Foreigners** over the last week



In million shares



The figures represent a change in the number of shares.

Daily Change: The net change between 28th and 27th of November trading sessions

Change for the last 5 sessions: The total daily net change for the last 5 sessions.


Change for the last 10 sessions: The total daily net change for the last 10 sessions.

Change for the last 20 sessions: The total daily net change for the last 20 sessions.

DISCLAIMER:

The information contained was obtained from various public sources believed to be reliable, but we do not guarantee its accuracy. Wasata Financial Securities makes no representations or warranties (express or implied) regarding the data and information provided and Wasata Financial Securities does not represent that the information content of this document is complete, or free from any error, not misleading, or fit for any particular purpose. This report document provides general information only. Neither the information nor any opinion expressed constitutes an offer or an invitation to make an offer, to buy or sell any securities or other investment products related to such securities or investments.

This report document contained is subject to change without prior notice. Wasata assumes no responsibility to update the information in this report document.



Prepared by Financial Advisory Department


للأوراق المالية
FINANCIAL SECURITIES

+974 44498880

ramzi.qasmieh@Wasata.qa