



Daily Report for Ownership Changes

13th of December 2022 Session

Company									13-Dec			
	Qatari				GCC				Foreigners			
	Daily Chg.	Last 5 Sessions Chg.	Last 10 Sessions Chg.	Last 20 Sessions Chg.	Daily Chg.	Last 5 Sessions Chg.	Last 10 Sessions Chg.	Last 20 Sessions Chg.	التغير اليومي	التغير لآخر 5 جلسات	التغير لآخر 10 جلسات	التغير لآخر 20 جلسة
QNBK	-13,329,598	-9,979,964	-7,615,429	-8,099,555	50,000	-14,023	125,080	179,116	13,279,598	9,993,987	7,490,349	7,920,439
QIBK	849,535	1,358,190	292,994	1,640,862	0	-250	-250	-437	-849,535	-1,357,940	-292,744	-1,640,425
CBQK	1,843,456	3,376,281	5,782,214	5,471,097	0	0	0	-500	-1,843,456	-3,376,281	-5,782,214	-5,470,597
DHBK	458,936	407,128	-113,400	-3,666,583	0	-1,361,254	-422,691	-725,697	-458,936	954,126	536,091	4,392,280
ABQK	0	20,000	22,727	53,383	0	0	0	0	0	-20,000	-22,727	-53,383
QIIK	-648,507	-584,383	-2,762,308	-3,032,652	0	180	9,180	19,180	648,507	584,203	2,753,128	3,013,472
MARK	-188,135	1,172,705	-4,964,358	-7,533,185	654	-68,354	-157,715	-313,967	187,481	-1,104,351	5,122,073	7,847,152
QFBQ	149,133	-996,664	-64,024	-82,342	0	92,844	183,546	180,991	-149,133	903,820	-119,522	-98,649
NLCS	-1,570,620	-5,007,305	-6,873,912	-11,175,484	0	281,037	146,779	350,872	1,570,620	4,726,268	6,727,133	10,824,612
DBIS	139,703	-403,446	-622,521	-2,060,104	35,210	181,950	550,570	1,076,344	-174,913	221,496	71,951	983,760
QOIS	102,857	151,519	1,060,195	1,023,848	0	-5,300	-207,121	-139,807	-102,857	-146,219	-853,074	-884,041
IHGS	39,704	149,977	85,898	105,786	0	-12,000	-12,000	-17,200	-39,704	-137,977	-73,898	-88,586
ZHCD	0	85,926	101,901	178,799	0	-80,721	-92,847	-170,453	0	-5,205	-9,054	-8,346
QGMD	-77,268	-390,522	517,350	-80,837	0	0	-91,446	-121,244	77,268	390,522	-425,904	202,081
SIIS	-587,798	2,668,069	2,392,493	-1,124,431	120,922	-4,841	147,393	-122,987	466,876	-2,663,228	-2,539,886	1,247,418
BLDN	-174,669	-324,243	-850,144	3,262,628	0	0	-7,000	-437,000	174,669	324,243	857,144	-2,825,628
MCGS	198	40,233	239,645	-64,769	0	-173	-173	49,827	-198	-40,060	-239,472	14,942
QCFS	0	0	0	0	0	0	0	0	0	0	0	0
QFLS	-89,680	-928,343	-897,677	-1,561,401	0	-300	237	15,468	89,680	928,643	897,440	1,545,933
WDAM	49,542	72,732	-207,762	-91,408	0	-1,000	-1,000	-1,000	-49,542	-71,732	208,762	92,408
MCCS	-1,435	-218,834	-705,744	-1,194,739	6,541	-500	-12,485	-8,195	-5,106	219,334	718,229	1,202,934
MERS	630	14,929	12,872	-87,186	0	-134	-154	-2,706	-630	-14,795	-12,718	89,892
QIMD	12,758	-16,755	7,726	-66,279	0	42,000	189,000	274,400	-12,758	-25,245	-196,726	-208,121
QNCD	6,897	73,796	203,864	572,098	0	0	0	-18,200	-6,897	-73,796	-203,864	-553,898

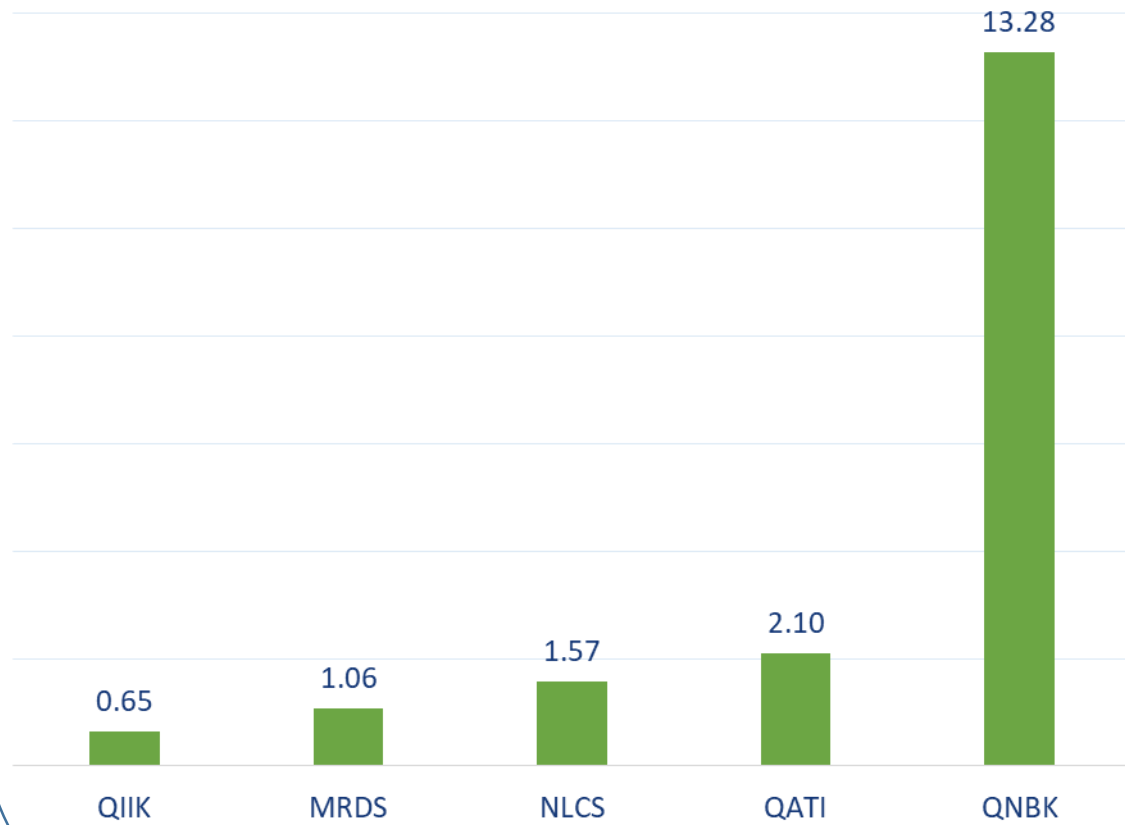
* QNB; Transferred shares out of the trading session

Company									13-Dec			
	Qatari				GCC				Foreigners			
	Daily Chg.	Last 5 Sessions Chg.	Last 10 Sessions Chg.	Last 20 Sessions Chg.	Daily Chg.	Last 5 Sessions Chg.	Last 10 Sessions Chg.	Last 20 Sessions Chg.	التغير اليومي	التغير لآخر 5 جلسات	التغير لآخر 10 جلسات	التغير لآخر 20 جلسة
IQCD	-177,180	-235,363	-2,300,879	-2,992,492	23,874	31,450	-92,656	192,348	153,306	203,913	2,393,535	2,800,144
QIGD	-210	-652,467	-515,103	-117,623	0	21,545	70,405	32,684	210	630,922	444,698	84,939
QEWS	-48,930	-414,444	340,848	1,983,217	0	0	0	0	48,930	414,444	-340,848	-1,983,217
AHCS	53,996	22,731	-258,857	-377,874	0	0	-646	-646	-53,996	-22,731	259,503	378,520
GISS	2,281,479	7,022,465	4,714,049	-1,973,097	-10,000	-63,865	142,664	107,664	-2,271,479	-6,958,600	-4,856,713	1,865,433
MPHC	332,575	674,284	-5,630,445	-12,861,140	0	-24,060	-232,195	-430,195	-332,575	-650,224	5,862,640	13,291,335
IGRD	-90,363	1,229,141	-5,199,043	-139,704	-8,470	-15,382	-218,128	-164,686	98,833	-1,213,759	5,417,171	304,390
QAMC	616,175	2,161,509	-308,798	8,820,576	-9,500	-194,486	84,163	36,807	-606,675	-2,165,500	224,635	-8,857,383
QATI	-2,096,840	-3,030,127	-3,477,782	-5,868,249	0	-90,000	-90,000	-90,000	2,096,840	3,120,127	3,567,782	5,958,249
DOHI	0	4,670	78,092	157,004	0	0	0	139,877	0	-4,670	-78,092	-296,881
QGRI	-8,369	34,505,891	34,801,694	34,868,630	0	0	-445,144	-748,040	8,369	-34,505,891	-34,356,550	-34,120,590
AKHI	-213,180	-201,113	84,533	-111,733	0	0	0	0	213,180	201,113	-84,533	111,733
QISI	1,515	-3,284	684	-49,855	0	0	0	0	-1,515	3,284	-684	49,855
QLMI	-1,300	-18,848	-24,650	-29,650	0	0	0	-2,250	1,300	18,848	24,650	31,900
UDCD	40,911	-125,625	-1,564,944	-2,347,789	0	0	30,000	30,000	-40,911	125,625	1,534,944	2,317,789
BRES	-68,986	29,805	-4,152,774	-7,254,037	0	-200	-200	-200	68,986	-29,605	4,150,513	7,254,237
ERES	136,325	2,491,345	4,697,997	8,929,566	8,600	257,941	185,172	188,602	-144,925	-2,749,286	-4,883,169	-9,118,168
MRDS	-713,479	164,289	-1,980,846	-4,660,058	-350,636	-472,693	-218,746	-138,097	1,064,115	308,404	2,199,592	4,798,155
ORDS	340,417	626,428	1,413,375	809,312	0	-8,944	-11,051	41,372	-340,417	-617,484	-1,402,324	-850,684
VFQS	347,334	1,153,874	2,700,859	2,529,480	0	-14,853	-2,913	-77,918	-332,968	-1,116,077	-2,675,002	-2,428,618
QNNS	13,385	-1,312,610	-2,935,474	-3,228,006	0	0	0	0	-13,385	1,312,610	2,935,474	3,228,006
GWCS	-19,676	91,595	588,323	646,419	0	0	0	33,353	19,676	-91,595	-588,323	-679,772
QGTS	-59,424	-787,380	-1,871,675	-698,107	0	-1,500	-55,000	38,592	59,424	788,880	1,926,675	659,515

Trading by nationality for the last Session

Nationality	Buy %	Sell %	Net
Qataris	57.43%	50.55%	6.88%
GCC	3.44%	6.99%	-3.55%
Arab	8.62%	6.27%	2.36%
Foreigners	30.51%	36.20%	-5.69%

Top 5 Companies bought (net) by **Foreigners** in the last session



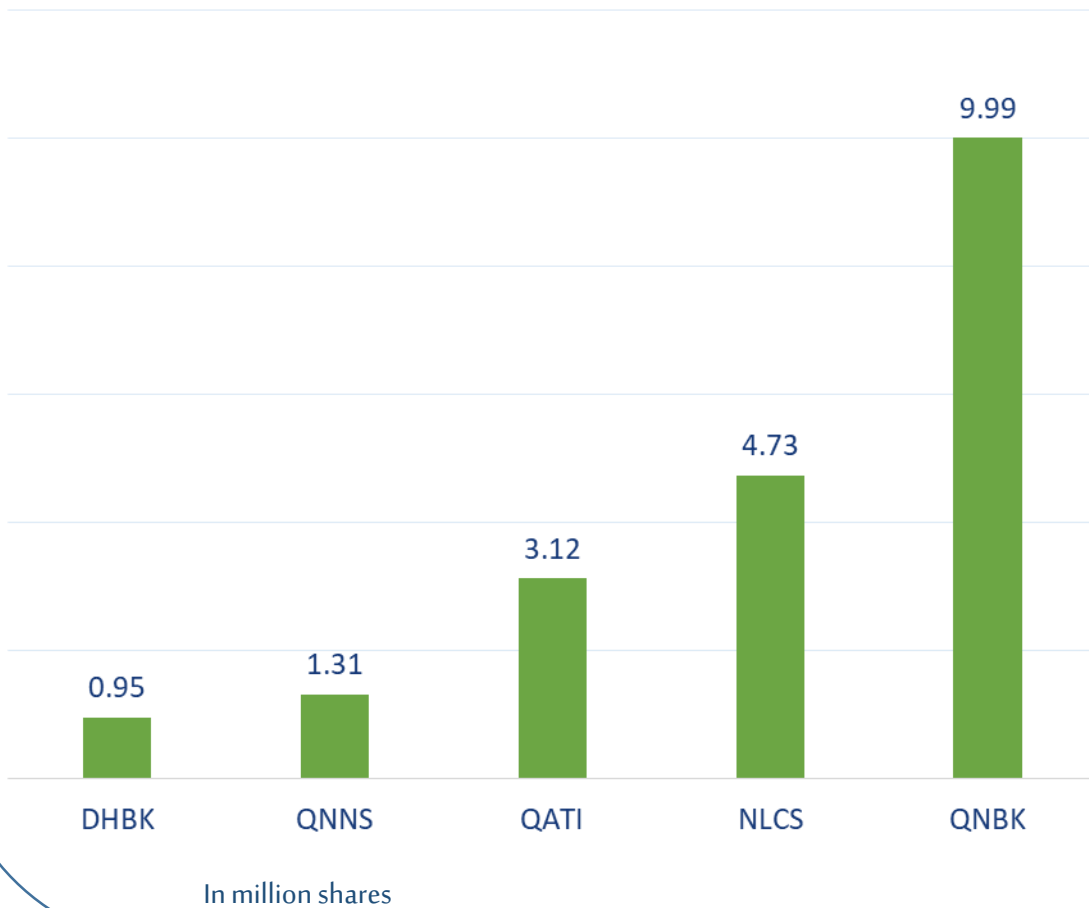
In million shares

Top 5 Companies sold (net) by **Foreigners** in the last session

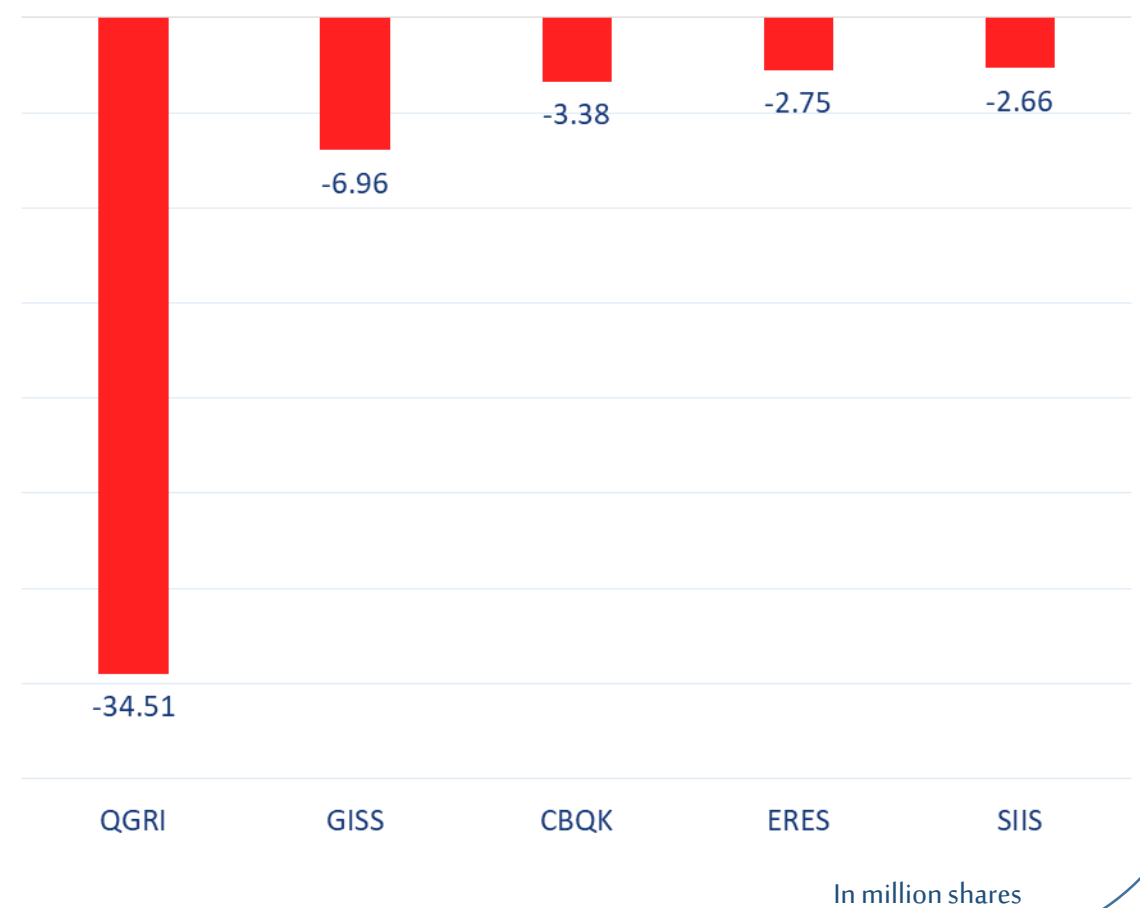


In million shares

Top 5 Companies bought (net) by **Foreigners** over the last week



Top 5 Companies sold (net) by **Foreigners** over the last week





The figures represent a change in the number of shares.

Daily Change: The net change between 13th and 12th of December trading sessions

Change for the last 5 sessions: The total daily net change for the last 5 sessions.


Change for the last 10 sessions: The total daily net change for the last 10 sessions.

Change for the last 20 sessions: The total daily net change for the last 20 sessions.

DISCLAIMER:

The information contained was obtained from various public sources believed to be reliable, but we do not guarantee its accuracy. Wasata Financial Securities makes no representations or warranties (express or implied) regarding the data and information provided and Wasata Financial Securities does not represent that the information content of this document is complete, or free from any error, not misleading, or fit for any particular purpose. This report document provides general information only. Neither the information nor any opinion expressed constitutes an offer or an invitation to make an offer, to buy or sell any securities or other investment products related to such securities or investments.

This report document contained is subject to change without prior notice. Wasata assumes no responsibility to update the information in this report document.



Prepared by Financial Advisory Department


وساطة
WASATA
للأوراق المالية
FINANCIAL SECURITIES

+974 44498880

ramzi.qasmieh@Wasata.qa