



## Daily Report for Ownership Changes

25<sup>th</sup> of December 2022 Session

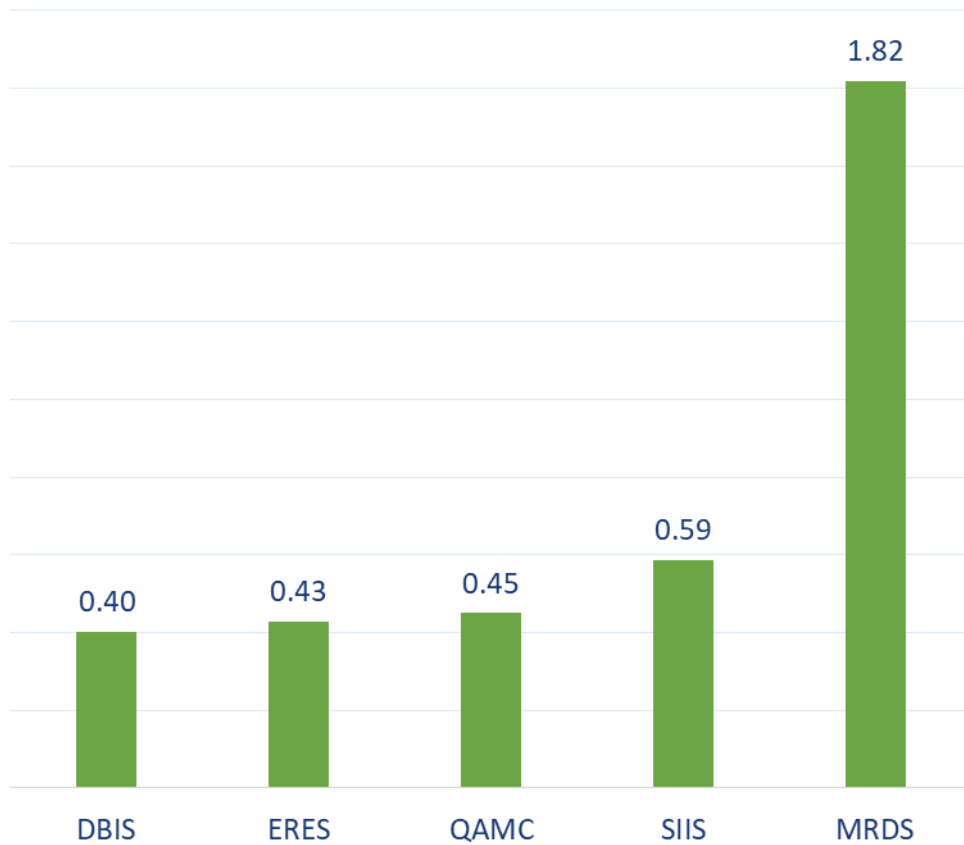
Company									25-Dec			
	Qatari				GCC				Foreigners			
	Daily Chg.	Last 5 Sessions Chg.	Last 10 Sessions Chg.	Last 20 Sessions Chg.	Daily Chg.	Last 5 Sessions Chg.	Last 10 Sessions Chg.	Last 20 Sessions Chg.	Daily Chg.	Last 5 Sessions Chg.	Last 10 Sessions Chg.	Last 20 Sessions Chg.
QNBK	-33,438	-912,686	-13,688,307	-8,085,341	0	8,802	51,331	144,784	33,438	903,884	13,636,976	7,940,557
QIBK	168,827	1,717,503	4,441,516	3,965,004	700	6,014	8,753	8,796	-169,527	-1,723,517	-4,450,269	-3,973,800
CBQK	64,634	1,884,971	5,489,609	9,221,472	0	0	0	-500	-64,634	-1,884,971	-5,489,609	-9,220,972
DHBK	96,573	2,012,444	3,329,382	257,162	-535	-535	-710,726	-178,232	-96,038	-2,011,909	-2,618,656	-78,930
ABQK	0	30,504	30,504	53,231	0	0	0	0	0	-30,504	-30,504	-53,231
QIJK	-11,339	-170,514	-1,774,355	-2,883,870	0	0	180	9,180	11,339	170,514	1,774,175	2,874,690
MARK	575,872	-643,921	3,761,924	-2,196,591	14,440	-43,467	22,832	-197,656	-590,312	687,388	-3,784,756	2,394,247
QFBQ	20,413	147,166	-981,829	-265,789	0	0	106,689	142,391	-20,413	-147,166	875,140	123,398
NLCS	199,689	-723,000	-6,399,970	-9,242,046	-4,000	89,586	312,017	427,909	-195,689	633,414	6,087,953	8,814,137
DBIS	-431,970	414,930	-187,327	-776,825	30,811	-65,477	45,259	615,803	401,159	-349,453	142,068	161,022
QOIS	-261,030	-899,664	-693,390	-267,712	0	-90,045	-111,814	-319,635	261,030	989,709	805,204	587,347
IHGS	67,100	-85,031	-41,328	-284,297	0	11,281	-719	-719	-67,100	73,750	42,047	285,016
ZHCD	12,181	49,691	65,844	199,425	-4,521	-43,849	-55,700	-182,333	-7,660	-5,842	-10,144	-17,092
QGMD	-156,109	394,251	2,622	1,007,662	94,387	94,387	94,387	2,941	61,722	-488,638	-97,009	-1,010,603
SIIS	-596,288	-3,970,866	-4,444,455	-2,205,298	10,010	-22,994	-94,753	117,667	586,278	3,993,860	4,539,208	2,087,631
BLDN	30,194	-157,240	-222,272	-1,215,273	-50,000	-91,518	-91,518	-151,818	19,806	248,758	313,790	1,367,091
MCGS	-6,387	88,406	156,276	352,295	0	0	0	-1,673	6,387	-88,406	-156,276	-350,622
QCFS	0	0	0	0	0	0	0	0	0	0	0	0
QFLS	85,757	-11,990	-1,034,075	-724,283	0	-1,341	1,159	1,396	-85,757	13,331	1,032,916	722,887
WDAM	-27,415	-20,343	250,562	-83,423	0	0	0	-1,000	27,415	20,343	-250,562	84,423
MCCS	9,693	-14,516	-221,414	-719,226	0	10,487	3,246	-27,416	-9,693	4,029	218,168	746,642
MERS	5,733	-28,030	-15,386	-18,846	0	0	-10	-164	-5,733	28,030	15,396	19,010
QIMD	-1,000	38,783	42,975	118,818	0	-58,378	-38,378	130,622	1,000	19,595	-4,597	-249,440
QNCD	145	59,102	85,790	371,340	0	-7,688	-7,688	-7,688	-145	-51,414	-78,102	-363,652

									25-Dec			
Company	Qatari				GCC				Foreigners			
	Daily Chg.	Last 5 Sessions Chg.	Last 10 Sessions Chg.	Last 20 Sessions Chg.	Daily Chg.	Last 5 Sessions Chg.	Last 10 Sessions Chg.	Last 20 Sessions Chg.	Daily Chg.	Last 5 Sessions Chg.	Last 10 Sessions Chg.	Last 20 Sessions Chg.
IQCD	5,108	-521,229	173,952	-4,059,301	0	-4,567	168,445	85,852	-5,108	525,796	-342,397	3,973,449
QIGD	-82,198	364,392	20,313	-130,818	0	0	40,000	96,242	82,198	-364,392	-60,313	34,576
QEWS	-17,223	-274,310	-782,289	266,856	0	0	0	0	17,223	274,310	782,289	-266,856
AHCS	-32,162	70,817	128,214	-242,245	0	0	0	-646	32,162	-70,817	-128,214	242,891
GISS	893,755	66,012	5,338,592	2,990,677	110,000	71,870	56,671	214,534	-1,003,755	-137,882	-5,395,263	-3,205,211
MPHC	2,916	-50,650	-86,852	-8,776,840	-39,600	0	-500	-232,695	36,684	50,650	87,352	9,009,535
IGRD	-241,792	-1,751,126	-1,810,357	-6,006,421	0	-26,492	-265,960	-420,889	241,792	1,777,618	2,076,317	6,427,310
QAMC	-449,745	-2,166,021	658,294	736,197	0	-194,486	-290,689	-190,050	449,745	2,306,059	-367,605	-546,147
QATI	-142,139	-183,726	-6,099,267	-7,169,255	0	0	0	-90,000	142,139	183,726	6,099,267	7,259,255
DOHI	-6,035	-6,135	-5,135	81,127	0	0	0	0	6,035	6,135	5,135	-81,127
QGRI	-30,500	-500	34,521,152	34,816,529	0	0	0	-471,280	30,500	500	-34,521,152	-34,345,249
AKHI	306,284	91,256	39,306	145,900	9,029	110,123	110,123	110,123	-315,313	-201,379	-149,429	-256,023
QISI	0	34,955	50,058	16,420	0	0	0	0	0	-34,955	-50,058	-16,420
QLMI	-900	-43,171	-66,357	-65,871	0	0	0	0	900	43,171	66,357	65,871
UDCD	8,152	212,603	344,977	-941,289	0	0	0	30,000	-8,152	-212,603	-344,977	911,289
BRES	415,596	4,289,085	3,185,383	-707,776	0	0	0	-200	-415,596	-4,289,085	-3,185,383	707,976
ERES	-325,282	-272,963	1,277,699	5,908,323	-102,464	-234,363	19,273	-271,132	427,746	507,326	-1,296,972	-5,637,191
MRDS	-1,818,415	-2,339,275	-2,668,691	-4,778,179	0	-32,627	-405,783	-177,023	1,818,415	2,371,902	3,074,474	4,955,202
ORDS	5,950	-169,790	428,155	403,594	6,888	-3,703	-8,069	-19,942	-12,838	173,493	-420,086	-383,652
VFQS	13,174	-198,486	-767,142	992,267	0	-184,476	-93,743	-150,979	-13,174	369,968	859,133	-821,400
QNNS	31,352	-1,325,131	-3,015,075	-6,501,212	0	0	-35,000	-35,000	-31,352	1,325,131	3,050,075	6,536,212
GWCS	159,162	571,338	564,673	1,306,476	0	115,903	115,903	159,256	-159,162	-687,241	-680,576	-1,465,732
QGTS	-46,307	-820,912	-1,689,944	-2,926,257	-300	-17,661	47,328	-2,522	46,607	838,573	1,642,616	2,928,779

## Trading by nationality for the last Session

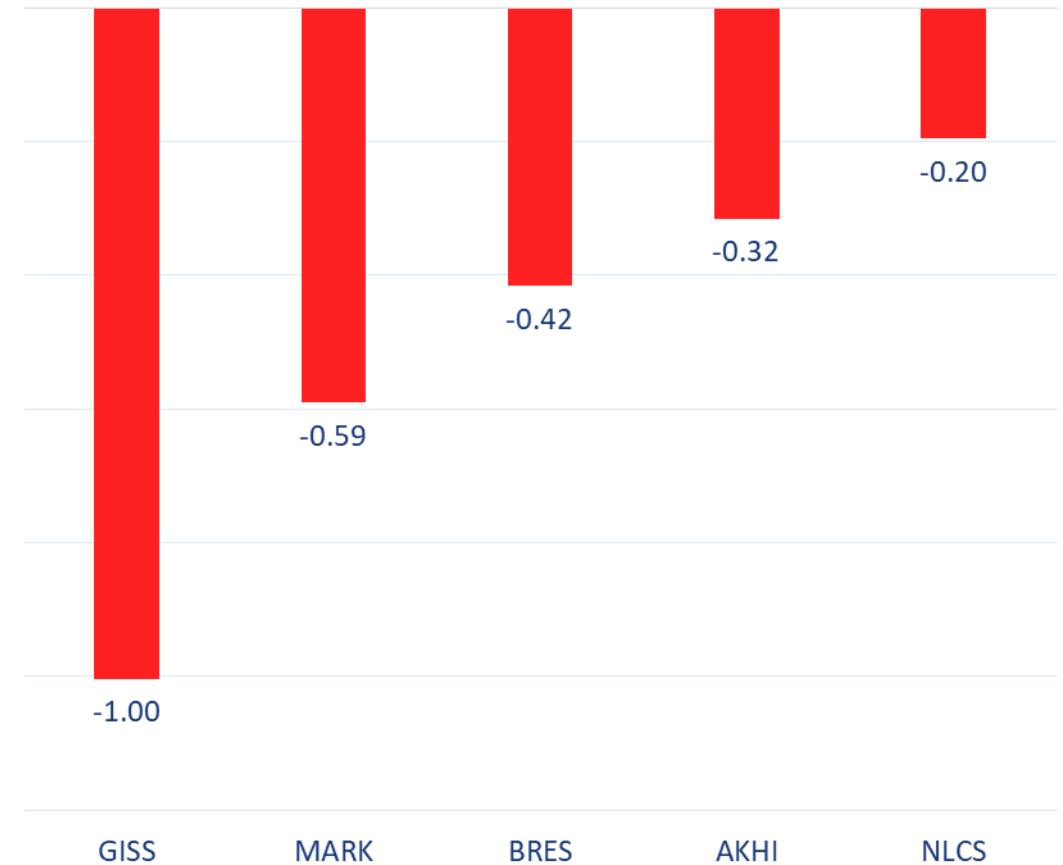
Nationality	Buy %	Sell %	Net
Qataris	68.62%	64.95%	3.67%
GCC	2.93%	2.65%	0.29%
Arab	18.83%	19.92%	-1.08%
Foreigners	9.61%	12.48%	-2.87%

Top 5 Companies bought (net) by **Foreigners** in the last session



In million shares

Top 5 Companies sold (net) by **Foreigners** in the last session



In million shares

### Top 5 Companies bought (net) by **Foreigners** over the last week



In million shares

### Top 5 Companies sold (net) by **Foreigners** over the last week



In million shares



The figures represent a change in the number of shares.

Daily Change: The net change between 25<sup>th</sup> and 22<sup>nd</sup> of December trading sessions

Change for the last 5 sessions: The total daily net change for the last 5 sessions.


Change for the last 10 sessions: The total daily net change for the last 10 sessions.

Change for the last 20 sessions: The total daily net change for the last 20 sessions.

## **DISCLAIMER:**

The information contained was obtained from various public sources believed to be reliable, but we do not guarantee its accuracy. Wasata Financial Securities makes no representations or warranties (express or implied) regarding the data and information provided and Wasata Financial Securities does not represent that the information content of this document is complete, or free from any error, not misleading, or fit for any particular purpose. This report document provides general information only. Neither the information nor any opinion expressed constitutes an offer or an invitation to make an offer, to buy or sell any securities or other investment products related to such securities or investments.

This report document contained is subject to change without prior notice. Wasata assumes no responsibility to update the information in this report document.



Prepared by Financial Advisory Department

  
للأوراق المالية  
FINANCIAL SECURITIES

+974 44498880

[ramzi.qasmieh@Wasata.qa](mailto:ramzi.qasmieh@Wasata.qa)