



Daily Report for Ownership Changes

28th of December 2022 Session

Company									28-Dec			
	Qatari				GCC				Foreigners			
	Daily Chg.	Last 5 Sessions Chg.	Last 10 Sessions Chg.	Last 20 Sessions Chg.	Daily Chg.	Last 5 Sessions Chg.	Last 10 Sessions Chg.	Last 20 Sessions Chg.	Daily Chg.	Last 5 Sessions Chg.	Last 10 Sessions Chg.	Last 20 Sessions Chg.
QNBK	-565,320	-2,596,929	-2,516,897	-10,132,326	-5,576	-35	19,669	144,749	570,896	2,596,964	2,497,228	9,987,577
QIBK	362,353	1,889,440	3,933,569	4,226,563	472	6,057	9,027	8,777	-362,825	-1,895,497	-3,942,596	-4,235,340
CBQK	-86,949	252,388	2,863,880	8,646,094	0	9,592	9,592	9,592	86,949	-261,980	-2,873,472	-8,655,686
DHBK	-464,812	-944,121	914,510	801,110	0	-535	35,465	-387,226	464,812	944,656	-949,975	-413,884
ABQK	0	0	30,504	53,231	0	0	0	0	0	0	-30,504	-53,231
QIIK	-35,705	175,255	-419,273	-3,181,581	-50,000	-50,000	-50,000	-40,820	85,705	-125,255	469,273	3,222,401
MARK	1,365,921	3,806,681	7,433,269	2,468,911	-1,434	-54,200	-21,678	-179,393	-1,364,487	-3,752,481	-7,411,591	-2,289,518
QFBQ	-169,590	-301,641	-229,383	-293,407	0	0	0	183,546	169,590	301,641	229,383	109,861
NLCS	-186,157	-564,260	-2,553,868	-9,427,780	1,155	90,846	251,938	398,717	185,002	473,414	2,301,930	9,029,063
DBIS	-262,584	-297,966	-101,820	-724,341	46,033	96,629	-73,823	476,747	216,551	201,337	175,643	247,594
QOIS	254,128	-598,264	-360,616	699,579	0	-83,045	-106,514	-313,635	-254,128	681,309	467,130	-385,944
IHGS	-154,047	-399,331	-505,244	-419,346	6,162	29,519	29,519	17,519	147,885	369,812	475,725	401,827
ZHCD	300	19,221	51,094	152,995	0	-18,259	-44,849	-137,696	-300	-962	-6,245	-15,299
QGMD	-147,206	15,825	-244,940	272,410	0	-271,408	314	-91,132	147,206	255,583	244,626	-181,278
SIIS	77,724	-2,150,083	-3,806,132	-1,413,639	-11,308	-146,369	-84,302	63,091	-66,416	2,296,452	3,890,434	1,350,548
BLDN	-73,716	-349,381	-501,297	-1,351,441	0	-96,700	-96,689	-103,689	73,716	446,081	597,986	1,455,130
MCGS	7,793	58,313	114,923	354,568	0	0	0	-173	-7,793	-58,313	-114,923	-354,395
QCFS	0	0	0	0	0	0	0	0	0	0	0	0
QFLS	-139,710	69,982	-500,201	-1,397,878	0	-2,123	-150	87	139,710	-67,859	500,351	1,397,791
WDAM	2,913	68,222	176,304	-31,458	0	0	0	-1,000	-2,913	-68,222	-176,304	32,458
MCCS	-30,105	110,378	-5,176	-710,920	0	0	3,746	-8,739	30,105	-110,378	1,430	719,659
MERS	1,543	39,893	35,914	48,786	0	-200	-210	-364	-1,543	-39,693	-35,704	-48,422
QIMD	102,565	114,565	156,230	163,956	0	0	-58,378	130,622	-102,565	-114,565	-97,852	-294,578
QNCD	12,112	1,583	78,614	282,478	0	0	-7,688	-7,688	-12,112	-1,583	-70,926	-274,790

									28-Dec			
Company	Qatari				GCC				Foreigners			
	Daily Chg.	Last 5 Sessions Chg.	Last 10 Sessions Chg.	Last 20 Sessions Chg.	Daily Chg.	Last 5 Sessions Chg.	Last 10 Sessions Chg.	Last 20 Sessions Chg.	Daily Chg.	Last 5 Sessions Chg.	Last 10 Sessions Chg.	Last 20 Sessions Chg.
IQCD	79,294	-558,607	359,680	-1,941,199	0	5,373	190,513	97,857	-79,294	553,234	-550,193	1,843,342
QIGD	1,529	274,536	625,160	110,057	0	0	40,000	110,405	-1,529	-274,536	-665,160	-220,462
QEWS	-9,089	-105,742	-607,720	-266,872	0	0	0	0	9,089	105,742	607,720	266,872
AHCS	6,722	57,303	106,305	-152,552	0	62,909	62,909	62,263	-6,722	-120,212	-169,214	90,289
GISS	-362,536	2,401,498	2,178,889	6,892,938	10,000	296,287	258,157	400,821	352,536	-2,697,785	-2,437,046	-7,293,759
MPHC	-146,145	220,693	-1,112,284	-6,742,729	0	67,790	71,640	-160,555	146,145	-288,483	1,040,644	6,903,284
IGRD	10,914	-81,547	-2,404,634	-7,603,677	0	-154,027	-237,045	-455,173	-10,914	235,574	2,641,679	8,058,850
QAMC	-2,259	-1,431,502	-3,030,580	-3,339,378	-87,582	-194,486	-268,659	-184,496	89,841	1,451,879	3,299,239	3,523,874
QATI	-5,816	-186,299	-3,017,305	-6,495,087	0	0	0	-90,000	5,816	186,299	3,017,305	6,585,087
DOHI	-70,842	-78,515	-77,515	577	0	0	0	0	70,842	78,515	77,515	-577
QGRI	1,440	33,191	33,191	34,834,885	0	0	0	-445,144	-1,440	-33,191	-33,191	-34,389,741
AKHI	19,321	-71,135	78,420	162,953	47,631	47,631	47,631	47,631	-66,952	23,504	-126,051	-210,584
QISI	7,531	12,764	62,014	62,698	0	0	0	0	-7,531	-12,764	-62,014	-62,698
QLMI	-1,300	-35,200	-47,311	-71,961	0	0	0	0	1,300	35,200	47,311	71,961
UDCD	208,131	507,239	844,317	-720,627	0	0	0	30,000	-208,131	-507,239	-844,317	690,627
BRES	316,430	3,145,513	4,265,016	112,242	0	0	0	-200	-316,430	-3,145,513	-4,265,016	-114,503
ERES	-581,216	-1,868,141	-2,963,624	1,734,373	0	-35,000	-242,963	-57,791	581,216	1,903,141	3,206,587	-1,676,582
MRDS	241,074	789,373	-801,902	-2,782,748	0	30,164	2,537	-216,209	-241,074	-819,537	799,365	2,998,957
ORDS	-29,224	185,447	-532,456	880,919	0	943	-8,970	-20,021	29,647	-185,967	541,849	-860,475
VFQS	-28,912	62,012	-1,540,803	1,160,056	0	6,389	-76,672	-79,585	23,455	-73,858	1,608,962	-1,066,040
QNNS	-11,673	-80,369	-2,674,798	-5,610,272	0	0	-35,000	-35,000	11,673	80,369	2,709,798	5,645,272
GWCS	-21,521	196,655	544,610	1,132,933	0	0	115,903	115,903	21,521	-196,655	-660,513	-1,248,836
QGTS	-910,490	-53,322	-2,910,097	-4,781,772	-4,100	-10,910	44,728	-10,272	914,590	64,232	2,865,369	4,792,044

Trading by nationality for the last Session

Nationality	Buy %	Sell %	Net
Qataris	58.85%	62.09%	-3.24%
GCC	6.56%	10.68%	-4.12%
Arab	9.90%	8.01%	1.89%
Foreigners	24.68%	19.21%	5.47%

Top 5 Companies bought (net) by **Foreigners** in the last session



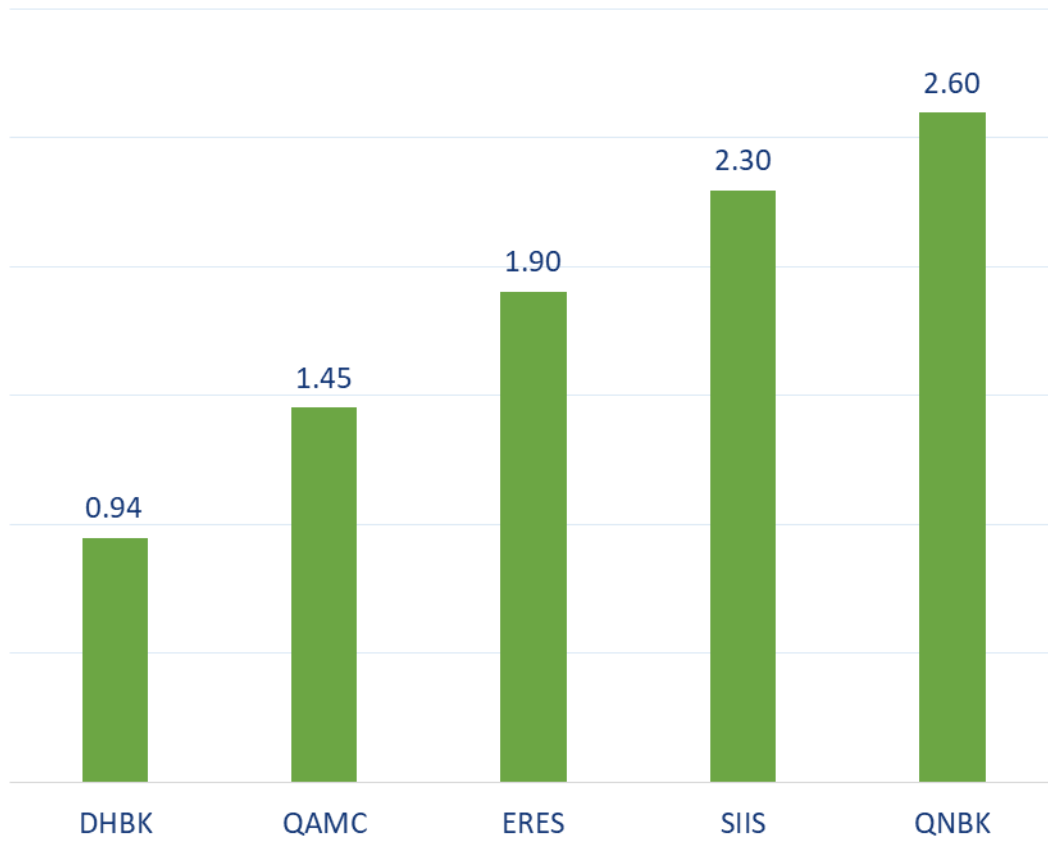
In million shares

Top 5 Companies sold (net) by **Foreigners** in the last session



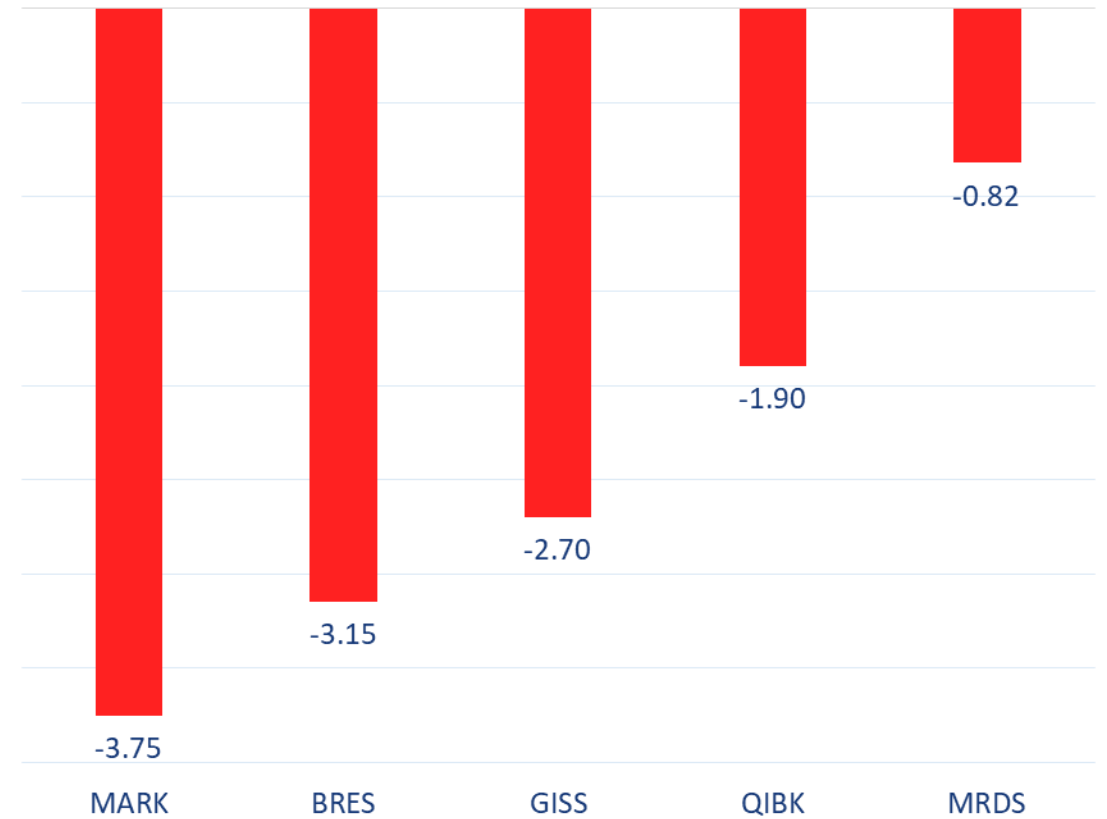
In million shares

Top 5 Companies bought (net) by **Foreigners** over the last week



In million shares

Top 5 Companies sold (net) by **Foreigners** over the last week



In million shares



The figures represent a change in the number of shares.

Daily Change: The net change between 28th and 27th of December trading sessions

Change for the last 5 sessions: The total daily net change for the last 5 sessions.


Change for the last 10 sessions: The total daily net change for the last 10 sessions.

Change for the last 20 sessions: The total daily net change for the last 20 sessions.

DISCLAIMER:

The information contained was obtained from various public sources believed to be reliable, but we do not guarantee its accuracy. Wasata Financial Securities makes no representations or warranties (express or implied) regarding the data and information provided and Wasata Financial Securities does not represent that the information content of this document is complete, or free from any error, not misleading, or fit for any particular purpose. This report document provides general information only. Neither the information nor any opinion expressed constitutes an offer or an invitation to make an offer, to buy or sell any securities or other investment products related to such securities or investments.

This report document contained is subject to change without prior notice. Wasata assumes no responsibility to update the information in this report document.



Prepared by Financial Advisory Department


للأوراق المالية
FINANCIAL SECURITIES

+974 44498880

ramzi.qasmieh@Wasata.qa