



## Daily Report for Ownership Changes

21<sup>st</sup> of December 2022 Session

									21-Dec			
Company	Qatari				GCC				Foreigners			
	Daily Chg.	Last 5 Sessions Chg.	Last 10 Sessions Chg.	Last 20 Sessions Chg.	Daily Chg.	Last 5 Sessions Chg.	Last 10 Sessions Chg.	Last 20 Sessions Chg.	Daily Chg.	Last 5 Sessions Chg.	Last 10 Sessions Chg.	Last 20 Sessions Chg.
QNBK	-593,387	80,032	-9,899,932	-7,192,284	0	19,704	5,681	145,074	593,387	-99,736	9,894,251	7,047,210
QIBK	545,817	2,044,129	3,402,319	3,220,729	0	2,970	2,720	2,533	-545,817	-2,047,099	-3,405,039	-3,223,262
CBQK	337,039	2,611,492	5,987,773	8,151,798	0	0	0	-500	-337,039	-2,611,492	-5,987,773	-8,151,298
DHBK	59,913	1,858,631	2,265,759	-2,445,026	0	36,000	-1,325,254	-397,697	-59,913	-1,894,631	-940,505	2,842,723
ABQK	30,504	30,504	50,504	53,231	0	0	0	0	-30,504	-30,504	-50,504	-53,231
QIJK	-82,893	-594,528	-1,178,911	-3,542,382	0	0	180	19,180	82,893	594,528	1,178,731	3,523,202
MARK	-96,428	3,626,588	4,799,293	-1,192,129	-22,385	32,522	-35,832	-263,029	118,813	-3,659,110	-4,763,461	1,455,158
QFBQ	-105,025	72,258	-924,406	-382,324	0	0	92,844	171,991	105,025	-72,258	831,562	210,333
NLCS	-1,056,952	-1,989,608	-6,996,913	-9,461,768	-19,747	161,092	442,129	451,909	1,076,699	1,828,516	6,554,784	9,009,859
DBIS	-66,763	196,146	-207,300	-1,265,120	-43,789	-170,452	11,498	895,580	110,552	-25,694	195,802	369,540
QOIS	-8,189	237,648	389,167	885,276	0	-23,469	-28,769	-130,915	8,189	-214,179	-360,398	-754,361
IHGS	36,592	-105,913	44,064	-209,437	0	0	-12,000	-12,000	-36,592	105,913	-32,064	221,437
ZHCD	24,935	31,873	117,799	194,523	-23,090	-26,590	-107,311	-184,043	-1,845	-5,283	-10,488	-10,480
QGMD	295,953	-260,765	-651,287	682,918	206,536	271,722	271,722	-31,544	-502,489	-10,957	379,565	-651,374
SIIS	-1,297,321	-1,656,049	1,012,020	-1,388,484	0	62,067	57,226	279,618	1,297,321	1,593,982	-1,069,246	1,108,866
BLDN	-188,170	-151,916	-476,159	-1,537,928	0	11	11	28,567	188,170	151,905	476,148	1,509,361
MCGS	5,074	56,610	96,843	256,577	0	0	-173	-1,673	-5,074	-56,610	-96,670	-254,904
QCFS	0	0	0	0	0	0	0	0	0	0	0	0
QFLS	-126,835	-570,183	-1,498,526	-1,276,488	1,973	1,973	1,673	2,210	124,862	568,210	1,496,853	1,274,278
WDAM	-32,371	108,082	180,814	-106,141	0	0	-1,000	-1,000	32,371	-108,082	-179,814	107,141
MCCS	-7,385	-115,554	-334,388	-1,112,501	10,487	3,746	3,246	-19,607	-3,102	111,808	331,142	1,132,108
MERS	-19,924	-3,979	10,950	-97,777	0	-10	-144	-164	19,924	3,989	-10,806	97,941
QIMD	-17,000	41,665	24,910	69,718	0	-58,378	-16,378	130,622	17,000	16,713	-8,532	-200,340
QNCD	13,404	77,031	150,827	437,567	-7,688	-7,688	-7,688	-7,688	-5,716	-69,343	-143,139	-429,879

									21-Dec			
Company	Qatari				GCC				Foreigners			
	Daily Chg.	Last 5 Sessions Chg.	Last 10 Sessions Chg.	Last 20 Sessions Chg.	Daily Chg.	Last 5 Sessions Chg.	Last 10 Sessions Chg.	Last 20 Sessions Chg.	Daily Chg.	Last 5 Sessions Chg.	Last 10 Sessions Chg.	Last 20 Sessions Chg.
IQCD	-429,741	918,287	682,924	-3,577,633	0	185,140	216,590	-2,346	429,741	-1,103,427	-899,514	3,579,979
QIGD	152,389	350,624	-301,843	-250,483	0	40,000	61,545	109,295	-152,389	-390,624	240,298	141,188
QEWS	-133,643	-501,978	-916,422	579,760	0	0	0	0	133,643	501,978	916,422	-579,760
AHCS	149,628	49,002	71,733	-284,392	0	0	0	-646	-149,628	-49,002	-71,733	285,038
GISS	-177,778	-222,609	6,799,856	777,134	0	-38,130	-101,995	104,534	177,778	260,739	-6,697,861	-881,668
MPHC	166,803	-1,332,977	-658,693	-10,305,241	4,350	3,850	-20,210	-326,345	-171,153	1,329,127	678,903	10,631,586
IGRD	228,481	-2,323,087	-1,093,946	-1,295,160	127,184	-83,018	-98,400	-174,371	-355,665	2,406,105	1,192,346	1,469,531
QAMC	-871,575	-1,599,078	562,431	-1,798,980	0	-194,486	-244,291	-164,845	871,575	1,847,360	-318,140	1,963,825
QATI	-17,368	-2,831,006	-5,861,133	-8,137,761	0	0	-90,000	-90,000	17,368	2,831,006	5,951,133	8,227,761
DOHI	0	1,000	5,670	67,730	0	0	0	139,877	0	-1,000	-5,670	-207,607
QGRI	0	0	34,505,891	34,868,630	0	0	0	-748,040	0	0	-34,505,891	-34,120,590
AKHI	0	149,555	-51,558	165,671	0	0	0	0	0	-149,555	51,558	-165,671
QISI	16,494	49,250	45,966	-1,605	0	0	0	0	-16,494	-49,250	-45,966	1,605
QLMI	-1,862	-12,111	-30,959	-40,361	0	0	0	0	1,862	12,111	30,959	40,361
UDCD	52,350	337,078	211,453	-2,281,880	0	0	0	30,000	-52,350	-337,078	-211,453	2,251,880
BRES	114,630	1,119,503	1,149,308	-4,240,631	0	0	-200	-200	-114,630	-1,119,503	-1,149,108	4,240,831
ERES	-606,975	-1,095,483	1,395,862	5,050,220	-199,363	-207,963	49,978	-236,132	806,338	1,303,446	-1,445,840	-4,814,088
MRDS	-840,381	-1,591,275	-1,426,986	-6,248,079	-27,627	-27,627	-500,320	-377,794	868,008	1,618,902	1,927,306	6,625,873
ORDS	57,683	-717,903	-91,475	131,018	0	-9,913	-18,857	24,459	-57,683	727,816	110,332	-155,477
VFQS	-183,154	-1,602,815	-448,941	611,374	0	-83,061	-97,914	-150,979	183,154	1,682,820	566,743	-440,507
QNNS	-857,407	-2,594,429	-3,907,039	-5,985,135	0	-35,000	-35,000	-35,000	857,407	2,629,429	3,942,039	6,020,135
GWCS	14,869	347,955	439,550	840,535	0	115,903	115,903	159,256	-14,869	-463,858	-555,453	-999,791
QGTS	-581,913	-2,856,775	-3,644,155	-3,947,256	-12,714	55,638	54,138	4,288	594,627	2,801,137	3,590,017	3,942,968

## Trading by nationality for the last Session

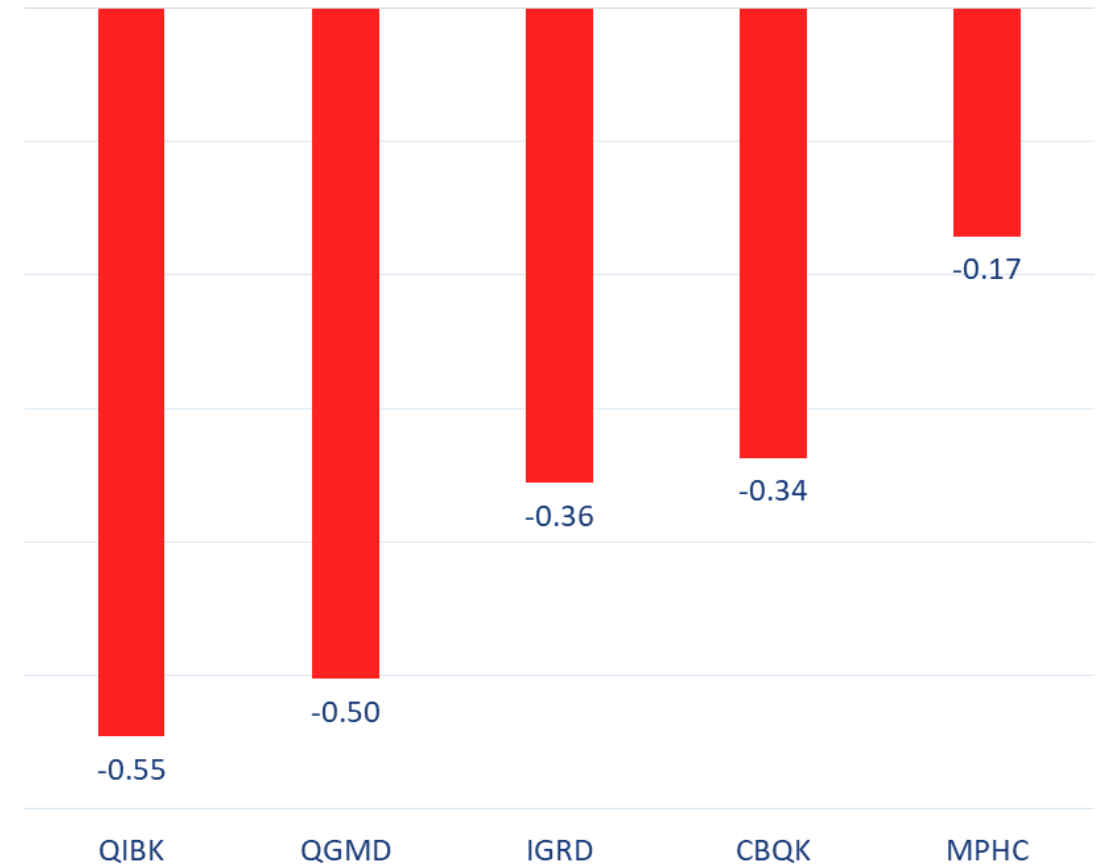
Nationality	Buy %	Sell %	Net
Qataris	52.19%	59.69%	-7.49%
GCC	9.24%	8.05%	1.19%
Arab	9.88%	8.34%	1.55%
Foreigners	28.68%	23.93%	4.75%

Top 5 Companies bought (net) by **Foreigners** in the last session



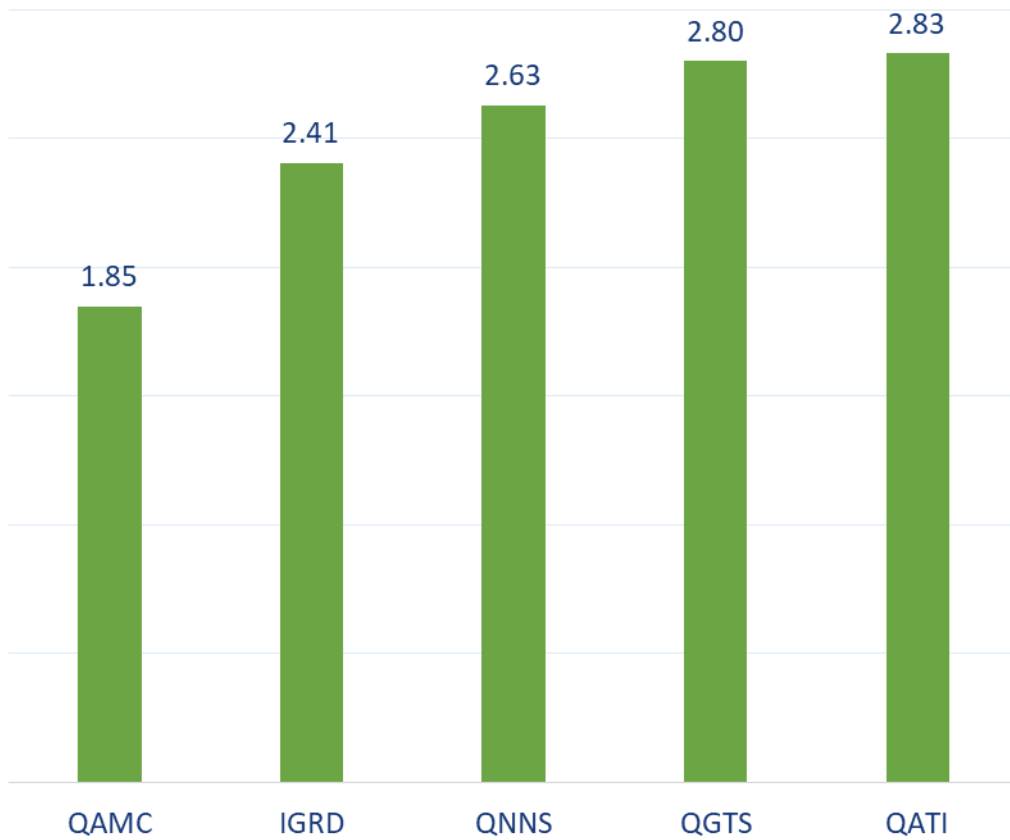
In million shares

Top 5 Companies sold (net) by **Foreigners** in the last session



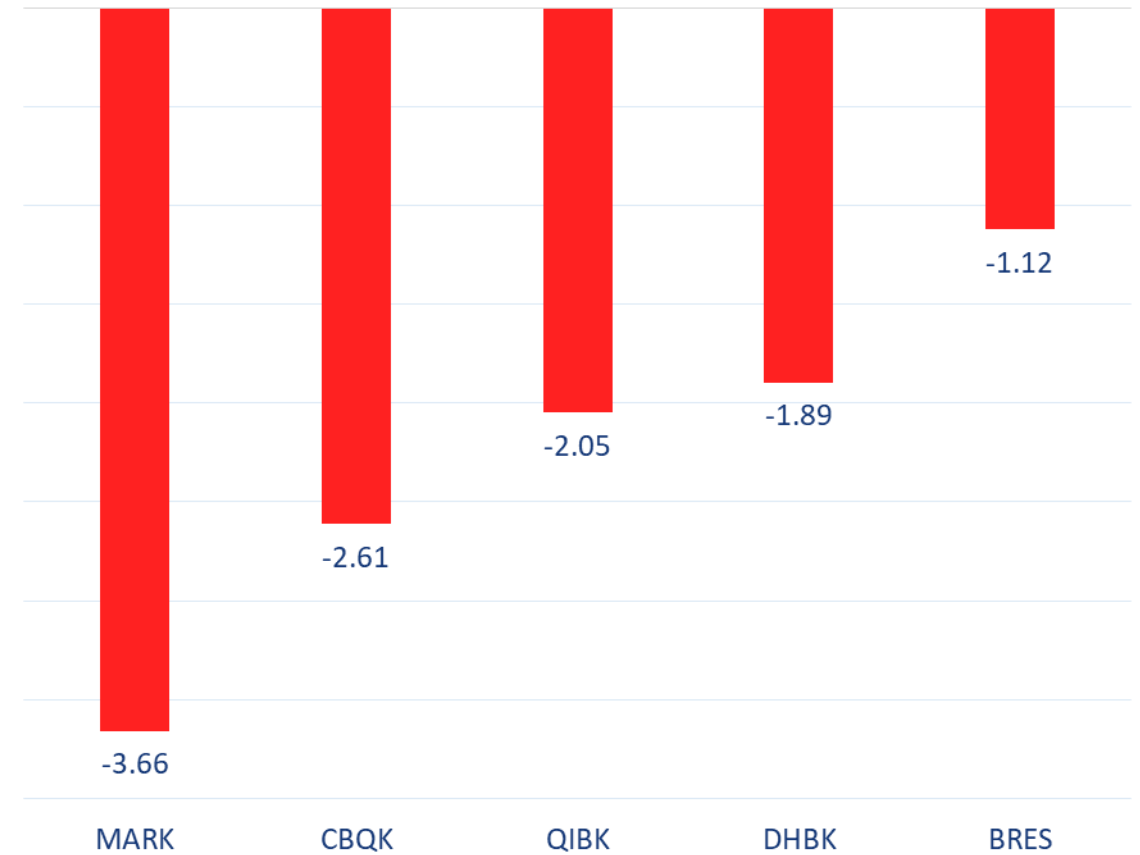
In million shares

Top 5 Companies bought (net) by **Foreigners** over the last week



In million shares

Top 5 Companies sold (net) by **Foreigners** over the last week



In million shares



The figures represent a change in the number of shares.

Daily Change: The net change between 21<sup>st</sup> and 20<sup>th</sup> of December trading sessions

Change for the last 5 sessions: The total daily net change for the last 5 sessions.


Change for the last 10 sessions: The total daily net change for the last 10 sessions.

Change for the last 20 sessions: The total daily net change for the last 20 sessions.

## **DISCLAIMER:**

The information contained was obtained from various public sources believed to be reliable, but we do not guarantee its accuracy. Wasata Financial Securities makes no representations or warranties (express or implied) regarding the data and information provided and Wasata Financial Securities does not represent that the information content of this document is complete, or free from any error, not misleading, or fit for any particular purpose. This report document provides general information only. Neither the information nor any opinion expressed constitutes an offer or an invitation to make an offer, to buy or sell any securities or other investment products related to such securities or investments.

This report document contained is subject to change without prior notice. Wasata assumes no responsibility to update the information in this report document.



Prepared by Financial Advisory Department

  
وساطة  
WASATA  
للأوراق المالية  
FINANCIAL SECURITIES

+974 44498880

[ramzi.qasmieh@Wasata.qa](mailto:ramzi.qasmieh@Wasata.qa)