



Daily Report for Ownership Changes

4th of December 2022 Session

Company									4-Dec			
	Qatari				GCC				Foreigners			
	Daily Chg.	Last 5 Sessions Chg.	Last 10 Sessions Chg.	Last 20 Sessions Chg.	Daily Chg.	Last 5 Sessions Chg.	Last 10 Sessions Chg.	Last 20 Sessions Chg.	Daily Chg.	Last 5 Sessions Chg.	Last 10 Sessions Chg.	Last 20 Sessions Chg.
QNBK	284,329	468,197	-1,090,873	-425,955	0	0	54,036	52,242	-284,329	-468,197	1,036,837	373,713
QIBK	30,784	-741,196	419,676	-1,940,131	0	43	-187	-4,187	-30,784	741,153	-419,489	1,944,318
CBQK	-113,571	1,022,133	503,910	-1,797,145	0	0	-500	3,665	113,571	-1,022,133	-503,410	1,793,480
DHBK	17,196	-2,006,262	-3,562,714	-6,515,414	0	589,799	369,799	823,114	-17,196	1,416,463	3,192,915	5,692,300
ABQK	0	2,600	2,600	32,256	0	0	0	0	0	-2,600	-2,600	-32,256
QIIK	-82,663	-1,298,782	-1,945,508	-2,766,918	0	0	10,000	-44,600	82,663	1,298,782	1,935,508	2,811,518
MARK	-80,982	-4,886,352	-5,745,483	-15,780,405	-18,590	-115,733	-193,968	-372,356	99,572	5,002,085	5,939,451	16,152,761
QFBQ	537,696	482,954	687,594	1,059,615	129,302	49,547	79,147	238,150	-666,998	-532,501	-766,741	-1,297,765
NLCS	-809,374	-247,175	-1,199,765	-5,823,276	0	-104,036	76,019	54,913	809,374	351,211	1,123,746	5,768,363
DBIS	-514,735	-957,046	-1,780,575	-2,581,004	-26,630	459,049	858,199	927,375	541,365	497,997	922,376	1,653,629
QOIS	-134,687	-224,558	121,117	563,214	-269,190	-290,866	-296,552	-236,652	403,877	515,424	175,435	-326,562
IHGS	-45,787	-109,948	-224,954	-386,359	0	0	0	-5,200	45,787	109,948	224,954	391,559
ZHCD	2,169	50,915	83,140	127,879	-3,471	-56,763	-76,732	-148,412	1,302	5,848	-6,408	20,533
QGMD	311,083	606,170	-271,293	-2,689,916	5,941	-115,311	-62,844	-29,904	-317,024	-490,859	334,137	2,719,820
SIIS	-1,670,821	-1,711,392	-4,203,753	-8,352,230	14,350	206,991	-56,280	11,514	1,656,471	1,504,401	4,260,033	8,340,716
BLDN	-146,861	-645,344	1,191,177	8,969,825	-37,000	-43,000	-463,000	17,000	183,861	688,344	-728,177	-8,986,825
MCGS	18,866	188,835	140,402	-143,853	0	0	-1,500	50,000	-18,866	-188,835	-138,902	93,853
QCFS	0	0	0	0	0	0	0	0	0	0	0	0
QFLS	29,459	516,012	211,720	-2,730,890	0	200	30,431	-625,111	-29,459	-516,212	-242,151	3,356,001
WDAM	5,898	-306,576	-222,087	-91,686	0	0	0	-135	-5,898	306,576	222,087	91,821
MCCS	-108,634	-475,832	-778,517	-1,131,274	0	-9,794	-25,005	-54,643	108,634	485,626	803,522	1,185,917
MERS	1,624	-27,569	-67,160	-143,081	-20	-20	-20	-2,257	-1,604	27,589	67,180	145,338
QIMD	-145,921	24,251	-58,067	-131,097	90,000	137,000	172,000	265,509	55,921	-161,251	-113,933	-134,412
QNCD	-23,485	55,415	310,634	442,784	0	0	-18,200	-18,200	23,485	-55,415	-292,434	-424,584

Company									4-Dec			
	Qatari				GCC				Foreigners			
	Daily Chg.	Last 5 Sessions Chg.	Last 10 Sessions Chg.	Last 20 Sessions Chg.	Daily Chg.	Last 5 Sessions Chg.	Last 10 Sessions Chg.	Last 20 Sessions Chg.	Daily Chg.	Last 5 Sessions Chg.	Last 10 Sessions Chg.	Last 20 Sessions Chg.
IQCD	-86,451	-4,178,348	-4,105,335	-3,486,159	0	-262,975	-15,620	171,980	86,451	4,441,323	4,120,955	3,314,179
QIGD	352,794	-605,870	-301,653	-581,551	0	-1,140	-34,489	21,139	-352,794	607,010	336,142	560,412
QEWS	4,331	895,196	1,193,143	1,170,733	0	0	0	0	-4,331	-895,196	-1,193,143	-1,170,733
AHCS	-84,833	-177,207	-244,169	-449,288	0	-646	-646	84,236	84,833	177,853	244,815	365,052
GISS	39,551	-6,748,823	-10,154,308	-13,084,571	10,000	10,000	-10,000	34,014	-49,551	6,738,823	10,164,308	13,050,557
MPHC	-65,715	-9,011,857	-12,362,451	-20,013,118	0	-208,135	-406,135	-203,968	65,715	9,219,992	12,768,586	20,217,086
IGRD	-150,226	-7,122,019	-1,768,590	-2,467,277	-59,467	-16,125	136,526	108,846	209,693	7,138,144	1,632,064	2,358,431
QAMC	-1,485,389	-2,515,684	1,765,048	13,689,907	12,000	-194,486	-27,321	432,859	1,473,389	2,485,664	-1,737,727	-14,214,240
QATI	-3,212	-447,532	-2,792,756	-2,773,664	0	0	0	-297,664	3,212	447,532	2,792,756	3,071,328
DOHI	0	8,170	20,682	57,901	0	0	139,877	139,877	0	-8,170	-160,559	-197,778
QGRI	0	295,803	362,739	354,439	0	-445,124	-748,040	-748,040	0	149,321	385,301	393,601
AKHI	18,868	94,118	70,732	-95,830	0	0	0	20,000	-18,868	-94,118	-70,732	75,830
QISI	1,900	-18,460	-48,189	-25,565	0	0	0	0	-1,900	18,460	48,189	25,565
QLMI	-2,750	-4,962	-9,652	-49,807	0	0	-2,250	-2,250	2,750	4,962	11,902	52,057
UDCD	-97,623	-1,556,984	-2,858,212	-2,143,545	30,000	30,000	30,000	30,000	67,623	1,526,984	2,828,212	2,113,545
BRES	-124,551	-5,069,441	-6,333,123	-10,915,515	0	0	0	49,846	124,551	5,069,441	6,333,123	10,865,669
ERES	601,699	2,304,989	4,662,709	7,546,041	10,000	-318,579	-273,802	240,478	-611,699	-1,986,410	-4,388,907	-7,786,519
MRDS	500,778	-4,072,200	-5,458,381	-2,509,509	-218,462	66,516	135,657	-7,051	-282,316	4,005,684	5,322,724	2,516,560
ORDS	38,868	-583,075	-907,360	-2,372,555	-10,813	-11,985	40,438	-2,880,214	-28,055	595,060	866,922	5,252,835
VFQS	-18,002	45,801	-211,669	-1,357,559	-60	-63,065	-63,065	294,118	18,062	17,264	274,734	1,063,441
QNNS	62,309	-2,328,040	-1,884,622	-756,004	0	0	0	24,387	-62,309	2,328,040	1,884,622	731,617
GWCS	52,195	222,677	311,896	1,349,540	0	43,353	33,353	33,353	-52,195	-266,030	-345,249	-1,382,893
QGTS	-467,604	471,157	977,316	-1,685,018	0	13,219	46,569	-51,879	467,604	-484,376	-1,023,885	1,736,897

Trading by nationality for the last Session

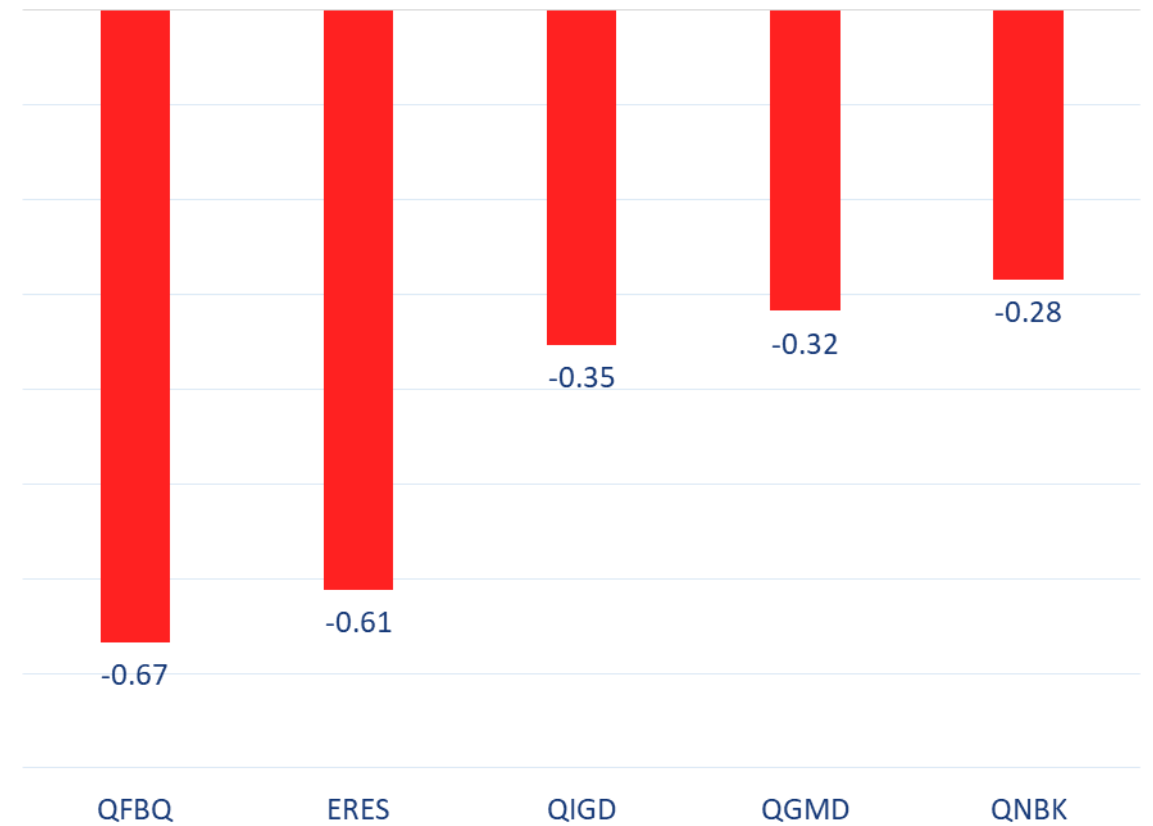
Nationality	Buy %	Sell %	Net
Qataris	71.99%	72.57%	-0.59%
GCC	1.30%	1.64%	-0.34%
Arab	15.44%	14.17%	1.27%
Foreigners	11.28%	11.62%	-0.34%

Top 5 Companies bought (net) by **Foreigners** in the last session



In million shares

Top 5 Companies sold (net) by **Foreigners** in the last session



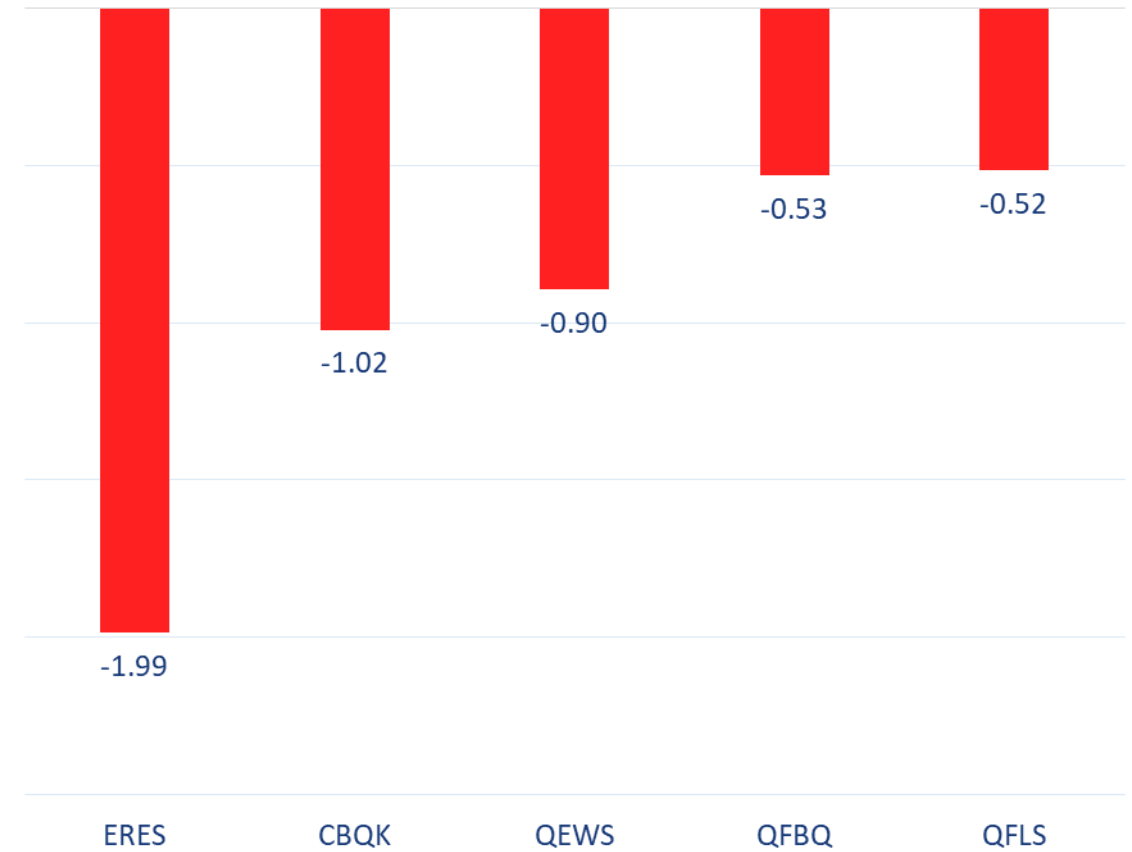
In million shares

Top 5 Companies bought (net) by **Foreigners** over the last week



In million shares

Top 5 Companies sold (net) by **Foreigners** over the last week



In million shares



The figures represent a change in the number of shares.

Daily Change: The net change between 4th and 1st of December trading sessions

Change for the last 5 sessions: The total daily net change for the last 5 sessions.


Change for the last 10 sessions: The total daily net change for the last 10 sessions.

Change for the last 20 sessions: The total daily net change for the last 20 sessions.

DISCLAIMER:

The information contained was obtained from various public sources believed to be reliable, but we do not guarantee its accuracy. Wasata Financial Securities makes no representations or warranties (express or implied) regarding the data and information provided and Wasata Financial Securities does not represent that the information content of this document is complete, or free from any error, not misleading, or fit for any particular purpose. This report document provides general information only. Neither the information nor any opinion expressed constitutes an offer or an invitation to make an offer, to buy or sell any securities or other investment products related to such securities or investments.

This report document contained is subject to change without prior notice. Wasata assumes no responsibility to update the information in this report document.



Prepared by Financial Advisory Department


للأوراق المالية
FINANCIAL SECURITIES

+974 44498880

ramzi.qasmieh@Wasata.qa