



## Daily Report for Ownership Changes

5<sup>th</sup> of December 2022 Session

Company									5-Dec			
	Qatari				GCC				Foreigners			
	Daily Chg.	Last 5 Sessions Chg.	Last 10 Sessions Chg.	Last 20 Sessions Chg.	Daily Chg.	Last 5 Sessions Chg.	Last 10 Sessions Chg.	Last 20 Sessions Chg.	Daily Chg.	Last 5 Sessions Chg.	Last 10 Sessions Chg.	Last 20 Sessions Chg.
QNBK	-26,362	383,822	1,029,161	-546,198	0	0	290	52,242	26,362	-383,822	-1,029,451	493,956
QIBK	-90,573	-1,319,950	-142,708	-2,030,848	0	0	-187	-4,187	90,573	1,319,950	142,895	2,035,035
CBQK	563,080	1,014,355	562,396	-1,175,602	0	0	-500	3,665	-563,080	-1,014,355	-561,896	1,171,937
DHBK	-487,511	-2,774,693	-4,522,239	-6,718,025	573,015	1,158,588	942,814	1,056,129	-85,504	1,616,105	3,579,425	5,661,896
ABQK	127	2,727	2,727	33,383	0	0	0	0	-127	-2,727	-2,727	-33,383
QIIK	-298,091	-2,228,875	-2,309,201	-2,816,785	0	0	10,000	-44,600	298,091	2,228,875	2,299,201	2,861,385
MARK	-904,668	-6,383,648	-5,426,147	-14,884,297	-18,002	-151,412	-271,657	-478,429	922,670	6,535,060	5,697,804	15,362,726
QFBQ	47,040	581,149	658,801	1,051,971	0	90,702	79,147	238,150	-47,040	-671,851	-737,948	-1,290,121
NLCS	-1,337,156	-1,972,957	-1,072,828	-7,064,931	-6,184	-134,258	29,780	48,729	1,343,340	2,107,215	1,043,048	7,016,202
DBIS	233,855	-735,754	-1,351,678	-2,319,494	5,883	411,494	864,082	920,209	-239,738	324,260	487,596	1,399,285
QOIS	377,856	255,698	345,695	895,642	0	-290,866	-309,552	-233,552	-377,856	35,168	-36,143	-662,090
IHGS	153,550	-102,465	-84,929	-216,660	0	0	0	-5,200	-153,550	102,465	84,929	221,860
ZHCD	3,767	26,479	86,101	126,634	0	-24,253	-76,732	-140,935	-3,767	-2,226	-9,369	14,301
QGMD	211,463	1,253,424	-209,697	-2,916,365	-6,000	-91,446	-94,978	211,319	-205,463	-1,161,978	304,675	2,705,046
SIIS	-1,065,073	-2,505,065	-4,889,614	-9,131,729	-11,489	168,056	-67,769	25	1,076,562	2,337,009	4,957,383	9,131,704
BLDN	34,818	-441,278	446,518	8,298,549	0	-43,000	-463,000	5,400	-34,818	484,278	16,482	-8,303,949
MCGS	0	188,923	137,286	-140,285	0	0	-1,500	50,000	0	-188,923	-135,786	90,285
QCFS	0	0	0	0	0	0	0	0	0	0	0	0
QFLS	78,736	233,438	96,941	-2,438,454	0	200	200	-395,111	-78,736	-233,638	-97,141	2,833,565
WDAM	7,634	-305,927	-325,141	-144,461	0	0	0	-135	-7,634	305,927	325,141	144,596
MCCS	78,197	-392,166	-598,189	-1,016,258	0	-11,985	-25,405	-54,920	-78,197	404,151	623,594	1,071,178
MERS	-4,954	-36,916	-80,782	-167,602	0	-20	-20	-2,257	4,954	36,936	80,802	169,859
QIMD	60,043	11,470	5,923	-71,054	10,000	147,000	182,000	275,509	-70,043	-158,470	-187,923	-204,455
QNCD	28,619	75,926	293,309	473,353	0	0	-20,000	-18,200	-28,619	-75,926	-273,309	-455,153

Company									5-Dec			
	Qatari				GCC				Foreigners			
	Daily Chg.	Last 5 Sessions Chg.	Last 10 Sessions Chg.	Last 20 Sessions Chg.	Daily Chg.	Last 5 Sessions Chg.	Last 10 Sessions Chg.	Last 20 Sessions Chg.	Daily Chg.	Last 5 Sessions Chg.	Last 10 Sessions Chg.	Last 20 Sessions Chg.
IQCD	696,333	-2,419,783	-3,420,603	-2,732,000	10,088	-252,887	-224,812	158,818	-706,421	2,672,670	3,645,415	2,573,182
QIGD	50,168	-601,592	-582,632	-498,440	0	-1,140	-32,250	1,139	-50,168	602,732	614,882	497,301
QEWS	271,987	883,624	1,374,551	1,557,815	0	0	0	0	-271,987	-883,624	-1,374,551	-1,557,815
AHCS	-144,345	-284,139	-354,595	-601,017	0	-646	-646	84,236	144,345	284,785	355,241	516,781
GISS	201,550	-5,066,812	-9,160,996	-13,932,808	0	10,000	-10,000	99,100	-201,550	5,056,812	9,170,996	13,833,708
MPHC	652,187	-7,606,557	-10,871,056	-18,674,858	0	-208,135	-306,135	-403,968	-652,187	7,814,692	11,177,191	19,078,826
IGRD	686,498	-6,712,980	-789,469	-2,332,390	13,000	1,001	133,526	121,846	-699,498	6,711,979	655,943	2,210,544
QAMC	-759,379	-4,844,243	-2,917,327	6,350,093	5,910	-194,486	-12,711	429,361	753,469	4,810,165	2,930,038	-6,870,928
QATI	-19,040	-466,672	-2,699,666	-3,124,954	0	0	0	0	19,040	466,672	2,699,666	3,124,954
DOHI	0	3,500	20,682	57,901	0	0	139,877	139,877	0	-3,500	-160,559	-197,778
QGRI	0	295,803	362,739	373,440	0	-445,144	-748,040	-748,040	0	149,341	385,301	374,600
AKHI	15,643	325,968	94,134	-96,291	0	0	0	0	-15,643	-325,968	-94,134	96,291
QISI	1,618	-6,741	-45,301	-19,873	0	0	0	0	-1,618	6,741	45,301	19,873
QLMI	500	-5,502	-7,152	-29,334	0	0	-2,250	-2,250	-500	5,502	9,402	31,584
UDCD	119,381	-2,214,488	-2,737,797	-2,912,809	0	30,000	30,000	30,000	-119,381	2,184,488	2,707,797	2,882,809
BRES	-384,718	-5,425,197	-6,459,030	-10,980,656	0	0	0	24,846	384,718	5,425,197	6,459,030	10,955,810
ERES	221,875	2,511,167	3,647,593	8,471,199	-56,649	-355,528	-322,759	192,257	-165,226	-2,155,639	-3,324,834	-8,663,456
MRDS	707,106	-3,086,702	-5,311,045	-849,677	-2,858	63,658	102,799	-183,231	-704,248	3,023,044	5,208,246	1,032,908
ORDS	901,508	179,303	84,737	-735,499	9,878	-2,107	50,316	-2,870,336	-911,386	-177,196	-135,053	3,605,901
VFQS	283,549	140,959	-249,817	-897,152	3,000	29,327	-60,065	297,118	-286,549	-170,286	309,882	600,034
QNNS	-125,138	-2,198,834	-2,016,082	-1,019,409	0	0	0	24,387	125,138	2,198,834	2,016,082	995,022
GWCS	20,281	289,995	257,733	1,016,415	0	0	33,353	33,353	-20,281	-289,995	-291,086	-1,049,768
QGTS	-487,183	-677,260	302,012	-1,779,455	-61,069	-53,500	-49,950	-67,809	548,252	730,760	-252,062	1,847,264

## Trading by nationality for the last Session

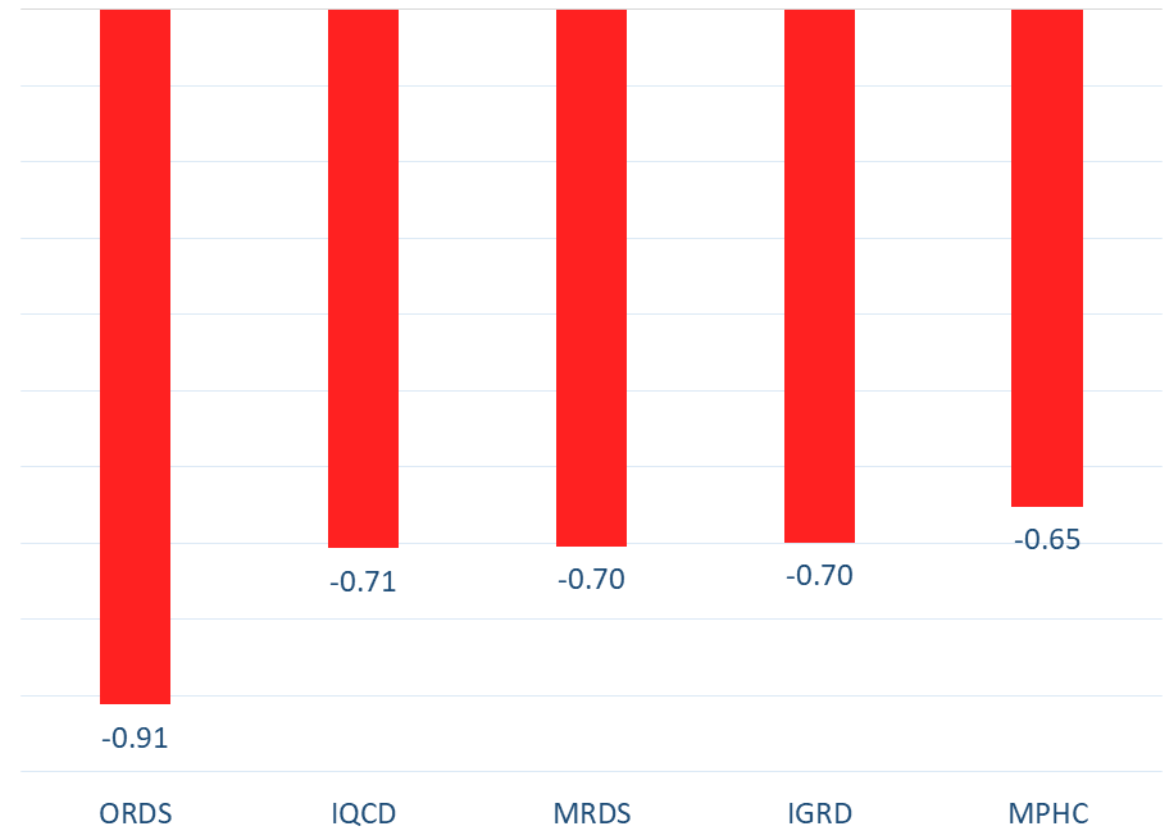
Nationality	Buy %	Sell %	Net
Qataris	54.88%	50.10%	4.79%
GCC	1.26%	1.23%	0.04%
Arab	8.14%	8.80%	-0.66%
Foreigners	35.72%	39.89%	-4.17%

Top 5 Companies bought (net) by **Foreigners** in the last session



In million shares

Top 5 Companies sold (net) by **Foreigners** in the last session



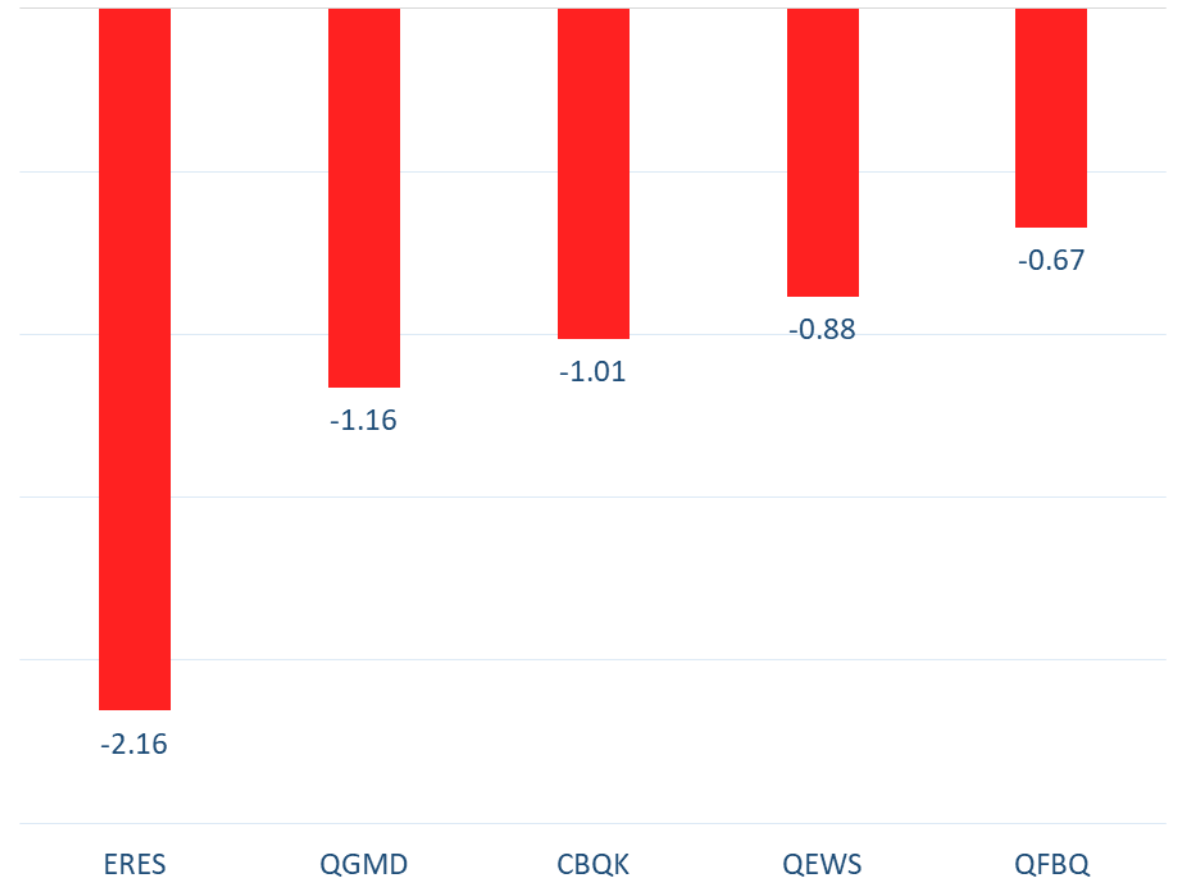
In million shares

Top 5 Companies bought (net) by **Foreigners** over the last week



In million shares

Top 5 Companies sold (net) by **Foreigners** over the last week



In million shares



The figures represent a change in the number of shares.

Daily Change: The net change between 5<sup>th</sup> and 4<sup>th</sup> of December trading sessions

Change for the last 5 sessions: The total daily net change for the last 5 sessions.


Change for the last 10 sessions: The total daily net change for the last 10 sessions.

Change for the last 20 sessions: The total daily net change for the last 20 sessions.

## **DISCLAIMER:**

The information contained was obtained from various public sources believed to be reliable, but we do not guarantee its accuracy. Wasata Financial Securities makes no representations or warranties (express or implied) regarding the data and information provided and Wasata Financial Securities does not represent that the information content of this document is complete, or free from any error, not misleading, or fit for any particular purpose. This report document provides general information only. Neither the information nor any opinion expressed constitutes an offer or an invitation to make an offer, to buy or sell any securities or other investment products related to such securities or investments.

This report document contained is subject to change without prior notice. Wasata assumes no responsibility to update the information in this report document.



Prepared by Financial Advisory Department

  
وساطة  
WASATA  
للأوراق المالية  
FINANCIAL SECURITIES

+974 44498880

[ramzi.qasmieh@Wasata.qa](mailto:ramzi.qasmieh@Wasata.qa)