



Daily Report for Ownership Changes

6th of December 2022 Session

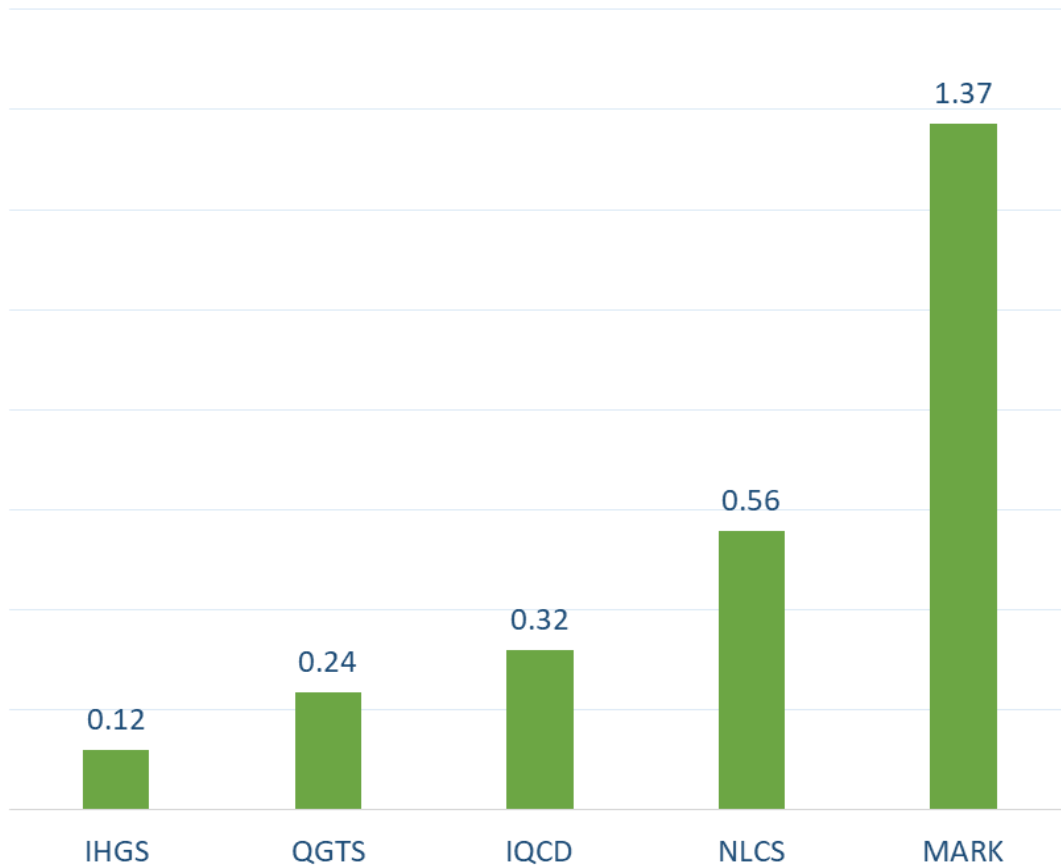
Company									6-Dec			
	Qatari				GCC				Foreigners			
	Daily Chg.	Last 5 Sessions Chg.	Last 10 Sessions Chg.	Last 20 Sessions Chg.	Daily Chg.	Last 5 Sessions Chg.	Last 10 Sessions Chg.	Last 20 Sessions Chg.	Daily Chg.	Last 5 Sessions Chg.	Last 10 Sessions Chg.	Last 20 Sessions Chg.
QNBK	1,846,164	2,364,535	2,707,648	1,730,081	139,103	139,103	139,393	191,345	-1,985,267	-2,503,638	-2,847,041	-1,921,426
QIBK	100,528	-1,065,196	-181,590	-1,717,061	0	0	-187	-4,187	-100,528	1,065,196	181,777	1,721,248
CBQK	1,367,036	2,405,933	2,164,025	47,284	0	0	-500	3,665	-1,367,036	-2,405,933	-2,163,525	-50,949
DHBK	552,685	-520,528	-4,710,785	-5,536,108	-15,257	938,563	927,557	980,872	-537,428	-418,035	3,783,228	4,555,236
ABQK	0	2,727	2,727	33,383	0	0	0	0	0	-2,727	-2,727	-33,383
QIIK	-49,366	-2,177,925	-2,363,471	-2,766,664	9,000	9,000	19,000	-15,600	40,366	2,168,925	2,344,471	2,782,264
MARK	-1,387,341	-6,137,063	-5,991,422	-15,857,467	16,458	-89,361	-227,197	-292,327	1,370,883	6,226,424	6,218,619	16,149,794
QFBQ	6,945	932,640	542,082	1,620,829	0	90,702	79,147	238,150	-6,945	-1,023,342	-621,229	-1,858,979
NLCS	-558,267	-1,866,607	-2,464,855	-9,486,746	0	-134,258	9,780	45,732	558,267	2,000,865	2,455,075	9,441,014
DBIS	209,754	-219,075	-1,057,820	-1,690,154	0	368,620	884,082	710,567	-209,754	-149,545	173,738	979,587
QOIS	310,525	908,676	496,109	1,131,740	83,045	-201,821	-102,146	-150,507	-393,570	-706,855	-393,963	-981,233
IHGS	-119,254	-64,079	-253,501	24,687	0	0	0	-45,200	119,254	64,079	253,501	20,513
ZHCD	-877	15,975	76,724	103,343	0	-12,126	-76,732	-111,754	877	-3,849	8	8,411
QGMD	616,194	907,872	1,334,205	-1,992,125	0	-91,446	-303,266	211,619	-616,194	-816,426	-1,030,939	1,780,506
SIIS	2,251,428	-275,576	-2,400,504	-6,088,411	0	152,234	222,392	-731	-2,251,428	123,342	2,178,112	6,089,142
BLDN	-8,680	-525,901	-1,061,769	8,232,753	36,000	-7,000	28,556	41,400	-27,320	532,901	1,033,213	-8,274,153
MCGS	10,780	199,412	159,734	-126,055	0	0	-1,500	50,000	-10,780	-199,412	-158,234	76,055
QCFS	0	0	0	0	0	0	0	0	0	0	0	0
QFLS	-81,487	30,666	222,038	-2,345,705	337	537	537	-194,774	81,150	-31,203	-222,575	2,540,479
WDAM	8,326	-280,494	-286,955	-195,469	0	0	0	-135	-8,326	280,494	286,955	195,604
MCCS	-89,463	-486,910	-778,113	-1,143,342	0	-11,985	-22,853	-68,780	89,463	498,895	800,966	1,212,122
MERS	13,087	-2,057	-108,727	-158,061	0	-20	-20	-2,257	-13,087	2,077	108,747	160,318
QIMD	1,000	24,481	44,808	-71,464	0	147,000	147,000	275,509	-1,000	-171,481	-191,808	-204,045
QNCD	157,372	130,068	286,740	634,728	0	0	0	-18,200	-157,372	-130,068	-286,740	-616,528

Company									6-Dec			
	Qatari				GCC				Foreigners			
	Daily Chg.	Last 5 Sessions Chg.	Last 10 Sessions Chg.	Last 20 Sessions Chg.	Daily Chg.	Last 5 Sessions Chg.	Last 10 Sessions Chg.	Last 20 Sessions Chg.	Daily Chg.	Last 5 Sessions Chg.	Last 10 Sessions Chg.	Last 20 Sessions Chg.
IQCD	-319,978	-2,065,516	-4,260,557	-3,202,641	1,283	-124,106	-218,936	182,856	318,695	2,189,622	4,479,493	3,019,785
QIGD	742,165	137,364	51,360	234,627	50,000	48,860	47,750	71,139	-792,165	-186,224	-99,110	-305,766
QEWS	41,234	755,292	1,496,182	1,779,568	0	0	0	0	-41,234	-755,292	-1,496,182	-1,779,568
AHCS	-959	-281,588	-356,125	-590,686	0	-646	-646	84,236	959	282,234	356,771	506,450
GISS	1,486,218	-2,308,416	-6,022,722	-10,773,728	196,529	206,529	206,529	266,629	-1,682,747	2,101,887	5,816,193	10,507,099
MPHC	382,717	-6,304,729	-9,646,548	-17,057,575	0	-208,135	-306,135	-401,691	-382,717	6,512,864	9,952,683	17,459,266
IGRD	344,226	-6,428,184	-201,214	-1,279,280	-209,497	-202,746	-75,971	-87,651	-134,729	6,630,930	277,185	1,366,931
QAMC	1,916,148	-2,470,307	-2,361,411	8,073,160	44,157	-194,486	79,446	-17,184	-1,960,305	2,390,135	2,281,965	-8,147,450
QATI	30,489	-447,655	-2,276,628	-3,158,768	0	0	0	0	-30,489	447,655	2,276,628	3,158,768
DOHI	73,422	73,422	62,060	131,573	0	0	139,877	139,877	-73,422	-73,422	-201,937	-271,450
QGRI	0	295,803	362,739	369,440	0	-445,144	-748,040	-748,040	0	149,341	385,301	378,600
AKHI	18,947	285,646	217,229	56,075	0	0	0	-20,000	-18,947	-285,646	-217,229	-36,075
QISI	0	3,968	-47,571	-19,573	0	0	0	0	0	-3,968	47,571	19,573
QLMI	0	-5,802	-9,402	-12,591	0	0	0	-2,250	0	5,802	9,402	14,841
UDCD	290,976	-1,439,319	-2,493,333	-2,523,350	0	30,000	30,000	30,000	-290,976	1,409,319	2,463,333	2,493,350
BRES	864,943	-4,182,579	-5,389,939	-10,166,782	0	0	0	28,227	-864,943	4,180,118	5,389,939	10,138,555
ERES	-50,864	2,206,652	3,654,358	8,018,993	-3,351	-72,769	-286,110	-85,317	54,215	-2,133,883	-3,368,248	-7,933,676
MRDS	360,376	-2,145,135	-4,821,093	-1,985,767	176,118	253,947	122,526	130,887	-536,494	1,891,188	4,698,567	1,854,880
ORDS	406,118	786,947	222,493	4,899	0	-2,107	43,316	13,009	-406,118	-784,840	-265,809	-17,842
VFQS	1,072,653	1,546,985	1,060,315	846,273	7,000	11,940	-53,065	-73,065	-1,079,653	-1,558,925	-1,007,250	-773,208
QNNS	-29,280	-1,622,864	-2,078,096	-1,347,202	0	0	0	24,387	29,280	1,622,864	2,078,096	1,322,815
GWCS	205,923	496,728	400,985	976,317	0	0	43,353	22,505	-205,923	-496,728	-444,338	-998,822
QGTS	-235,217	-1,084,295	-303,101	-2,025,933	0	-53,500	-49,850	-77,028	235,217	1,137,795	352,951	2,102,961

Trading by nationality for the last Session

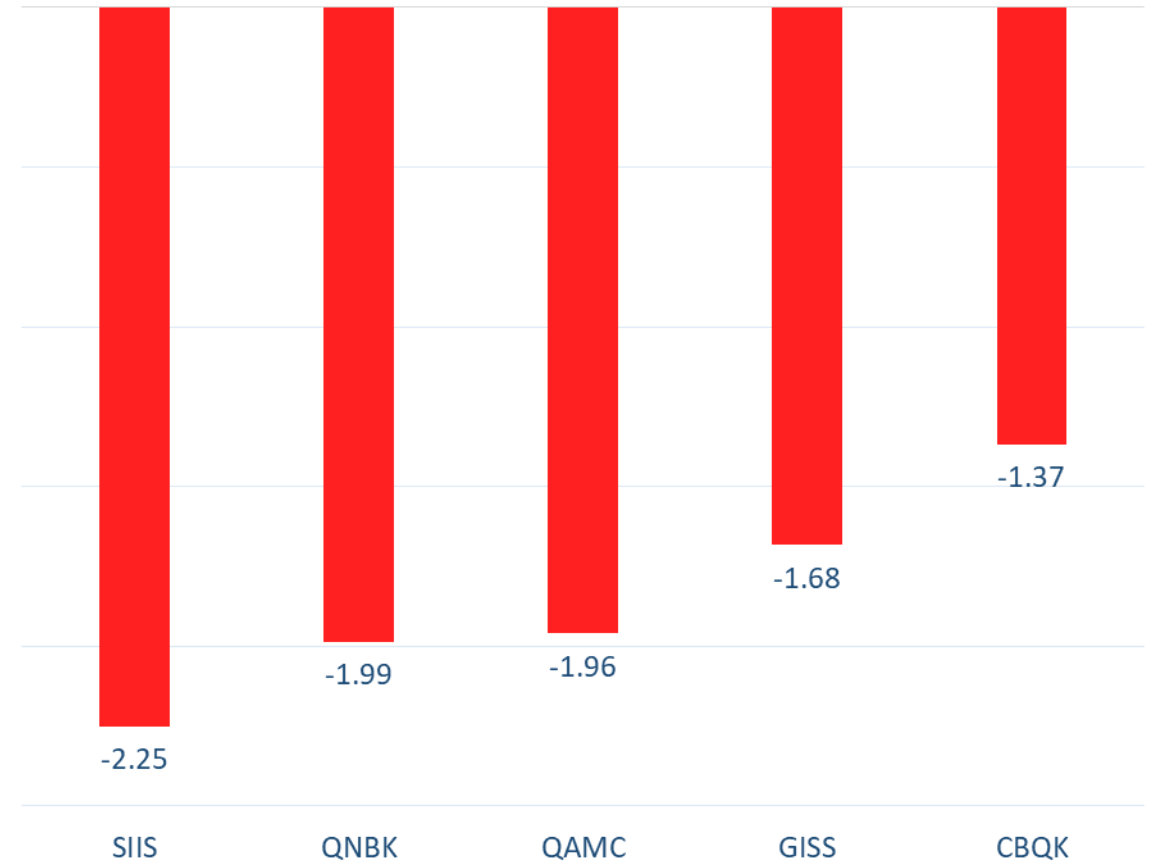
Nationality	Buy %	Sell %	Net
Qataris	65.83%	51.52%	14.30%
GCC	1.96%	3.64%	-1.69%
Arab	8.42%	9.24%	-0.81%
Foreigners	23.79%	35.60%	-11.80%

Top 5 Companies bought (net) by **Foreigners** in the last session



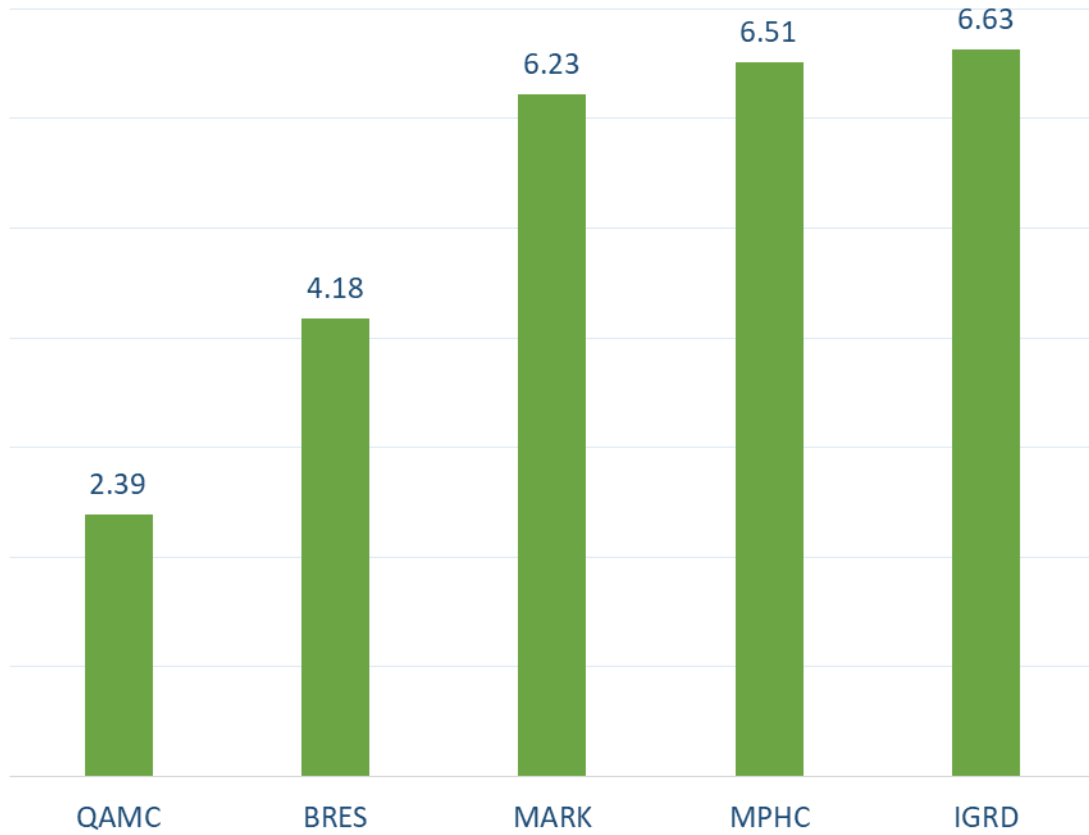
In million shares

Top 5 Companies sold (net) by **Foreigners** in the last session



In million shares

Top 5 Companies bought (net) by **Foreigners** over the last week



In million shares

Top 5 Companies sold (net) by **Foreigners** over the last week



In million shares



The figures represent a change in the number of shares.

Daily Change: The net change between 6th and 5th of December trading sessions

Change for the last 5 sessions: The total daily net change for the last 5 sessions.


Change for the last 10 sessions: The total daily net change for the last 10 sessions.

Change for the last 20 sessions: The total daily net change for the last 20 sessions.

DISCLAIMER:

The information contained was obtained from various public sources believed to be reliable, but we do not guarantee its accuracy. Wasata Financial Securities makes no representations or warranties (express or implied) regarding the data and information provided and Wasata Financial Securities does not represent that the information content of this document is complete, or free from any error, not misleading, or fit for any particular purpose. This report document provides general information only. Neither the information nor any opinion expressed constitutes an offer or an invitation to make an offer, to buy or sell any securities or other investment products related to such securities or investments.

This report document contained is subject to change without prior notice. Wasata assumes no responsibility to update the information in this report document.



Prepared by Financial Advisory Department


وساطة
WASATA
للأوراق المالية
FINANCIAL SECURITIES

+974 44498880

ramzi.qasmieh@Wasata.qa