



Daily Report for Ownership Changes

7th of December 2022 Session

									7-Dec			
Company	Qatari				GCC				Foreigners			
	Daily Chg.	Last 5 Sessions Chg.	Last 10 Sessions Chg.	Last 20 Sessions Chg.	Daily Chg.	Last 5 Sessions Chg.	Last 10 Sessions Chg.	Last 20 Sessions Chg.	Daily Chg.	Last 5 Sessions Chg.	Last 10 Sessions Chg.	Last 20 Sessions Chg.
QNBK	2,814,633	5,441,450	5,226,878	4,767,920	0	139,103	139,103	193,129	-2,814,633	-5,580,553	-5,365,981	-4,961,049
QIBK	50,098	-146,261	-396,623	-997,727	0	0	43	-4,187	-50,098	146,261	396,580	1,001,914
CBQK	-371,453	1,710,681	2,419,122	693,920	0	0	-500	8,665	371,453	-1,710,681	-2,418,622	-702,585
DHBK	-495,666	146,539	-4,323,666	-6,075,264	70,000	627,758	1,217,557	940,872	425,666	-774,297	3,106,109	5,134,392
ABQK	20,000	22,727	22,727	53,383	0	0	0	0	-20,000	-22,727	-22,727	-53,383
QIK	698,842	53,878	-1,346,468	-1,639,447	0	9,000	19,000	-11,000	-698,842	-62,878	1,327,468	1,650,447
MARK	-126,415	-4,116,276	-7,421,261	-13,181,831	-34,053	-86,522	-233,390	-345,274	160,468	4,202,798	7,654,651	13,527,105
QFBQ	-28,151	902,015	293,554	1,536,093	-940	128,362	48,607	237,210	29,091	-1,030,377	-342,161	-1,773,303
NLCS	578,376	-803,301	-1,502,978	-7,481,317	126,112	20,670	135,892	171,844	-704,488	782,631	1,367,086	7,309,473
DBIS	-2,651	-200,930	-661,108	-1,836,836	0	366,622	572,507	690,567	2,651	-165,692	88,601	1,146,269
QOIS	46,491	643,142	574,209	1,451,360	0	-201,821	-207,821	-429,546	-46,491	-441,321	-366,388	-1,021,814
IHGS	-41,861	-92,787	-318,804	-150,288	0	0	0	-45,200	41,861	92,787	318,804	195,488
ZHCD	4,475	20,450	78,230	95,893	-570	-12,696	-73,333	-91,786	-3,905	-7,754	-4,897	-4,107
QGMD	-185,509	1,158,142	1,738,219	-1,239,968	0	-81,447	-177,783	122,733	185,509	-1,076,695	-1,560,436	1,117,235
SIIS	2,259,416	1,706,297	-337,660	-3,530,628	16,918	168,732	253,667	16,187	-2,276,334	-1,875,029	83,993	3,514,441
BLDN	-173,667	-153,947	-800,780	5,175,172	0	-7,000	-50,300	73,000	173,667	160,947	851,080	-5,248,172
MCGS	-90	123,130	188,646	-131,746	0	0	-1,500	50,000	90	-123,130	-187,146	81,746
QCFS	0	0	0	0	0	0	0	0	0	0	0	0
QFLS	33,488	121,307	282,331	-1,880,292	0	537	537	15,768	-33,488	-121,844	-282,868	1,864,524
WDAM	-34,580	-171,520	-321,488	-259,630	0	0	0	-135	34,580	171,520	321,488	259,765
MCCS	26,922	7,179	-540,529	-1,073,230	0	-1,985	-27,853	-57,154	-26,922	-5,194	568,382	1,130,384
MERS	10,266	10,569	-5,817	-112,187	0	-20	-20	-2,707	-10,266	-10,549	5,837	114,894
QIMD	2,935	-99,145	74,843	-76,451	0	147,000	147,000	275,509	-2,935	-47,855	-221,843	-199,058
QNCD	-11,764	78,745	225,678	535,377	0	0	0	-18,200	11,764	-78,745	-225,678	-517,177

Company									7-Dec			
	Qatari				GCC				Foreigners			
	Daily Chg.	Last 5 Sessions Chg.	Last 10 Sessions Chg.	Last 20 Sessions Chg.	Daily Chg.	Last 5 Sessions Chg.	Last 10 Sessions Chg.	Last 20 Sessions Chg.	Daily Chg.	Last 5 Sessions Chg.	Last 10 Sessions Chg.	Last 20 Sessions Chg.
IQCD	-260,048	-900,833	-4,854,793	-3,012,386	10,303	-82,395	-124,025	193,159	249,745	983,228	4,978,818	2,819,227
QIGD	-345,656	818,363	-46,116	-174,567	21,545	71,545	69,295	83,832	324,111	-889,908	-23,179	90,735
QEWS	-77,296	397,520	1,365,585	2,067,280	0	0	0	0	77,296	-397,520	-1,365,585	-2,067,280
AHCS	-7,088	-243,655	-350,335	-600,219	0	-646	-646	84,236	7,088	244,301	350,981	515,983
GISS	2,216,892	1,201,353	-1,548,005	-7,829,312	-181,529	25,000	25,000	73,989	-2,035,363	-1,226,353	1,523,005	7,755,323
MPHC	565,874	1,300,259	-8,362,373	-15,038,462	-24,060	-28,045	-330,195	-433,982	-541,814	-1,272,214	8,692,568	15,472,444
IGRD	823,035	1,005,568	-2,627,093	289,895	-14,268	-217,014	-32,239	-318,159	-808,767	-788,554	2,659,332	28,264
QAMC	-919,758	-578,725	-90,139	7,686,293	6,000	-194,486	86,087	-11,184	913,758	491,687	4,052	-7,766,583
QATI	25,137	128,419	-1,502,907	-3,005,185	0	0	0	0	-25,137	-128,419	1,502,907	3,005,185
DOHI	4,670	78,092	59,080	121,143	0	0	27,182	139,877	-4,670	-78,092	-86,262	-261,020
QGRI	0	295,803	261,384	369,440	0	-445,144	-471,280	-748,040	0	149,341	209,896	378,600
AKHI	91,734	434,830	185,476	135,809	0	0	0	-20,000	-91,734	-434,830	-185,476	-115,809
QISI	-4,799	-1,281	-52,370	-61,343	0	0	0	0	4,799	1,281	52,370	61,343
QLMI	2,091	-2,658	-8,111	-10,316	0	0	0	-2,250	-2,091	2,658	8,111	12,566
UDCD	-57,969	75,910	-2,150,970	-2,523,198	0	30,000	30,000	30,000	57,969	-105,910	2,120,970	2,493,198
BRES	-69,266	-113,885	-5,083,854	-9,560,613	0	0	0	57,226	69,266	113,885	5,083,854	9,503,387
ERES	24,964	2,261,516	4,467,216	9,698,061	-4,295	-87,064	-290,405	-103,121	-20,669	-2,174,452	-4,176,811	-9,594,940
MRDS	552,219	-1,524,007	-4,272,087	-433,588	0	273,027	288,917	79,177	-552,219	1,250,980	3,983,170	354,411
ORDS	-786,408	389,193	-374,694	174,395	20	-1,068	3,726	22,294	794,417	-393,728	378,997	-199,427
VFQS	146,588	2,146,677	1,418,280	1,346,625	20	9,960	-53,045	-73,045	-138,747	-2,158,376	-1,357,374	-1,265,719
QNNS	-526,660	-903,569	-2,603,900	-2,121,604	0	0	0	8,376	526,660	903,569	2,603,900	2,113,228
GWCS	47,669	452,917	523,533	853,290	0	0	43,353	22,505	-47,669	-452,917	-566,886	-875,795
QGTS	93,325	-579,931	-360,192	-1,384,150	0	-52,764	-49,850	-57,028	-93,325	632,695	410,042	1,441,178

Trading by nationality for the last Session

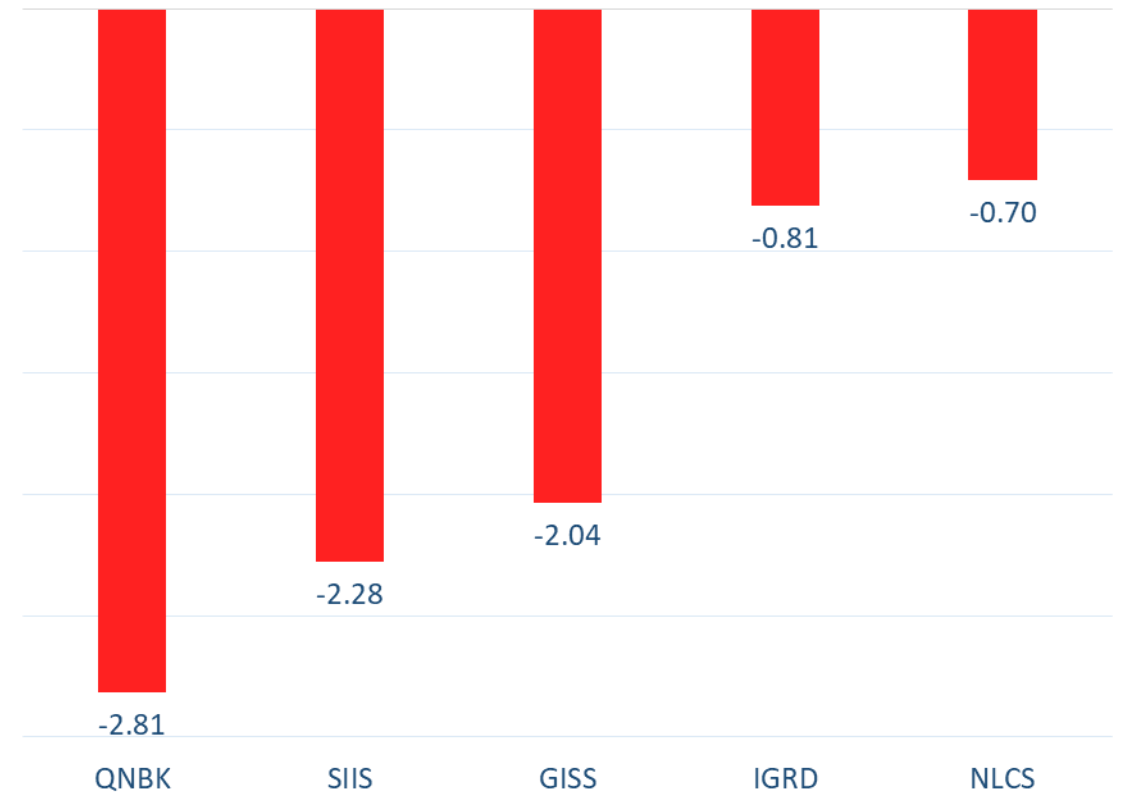
Nationality	Buy %	Sell %	Net
Qataris	54.62%	44.47%	10.15%
GCC	1.04%	3.55%	-2.51%
Arab	8.18%	9.22%	-1.05%
Foreigners	36.16%	42.76%	-6.60%

Top 5 Companies bought (net) by **Foreigners** in the last session



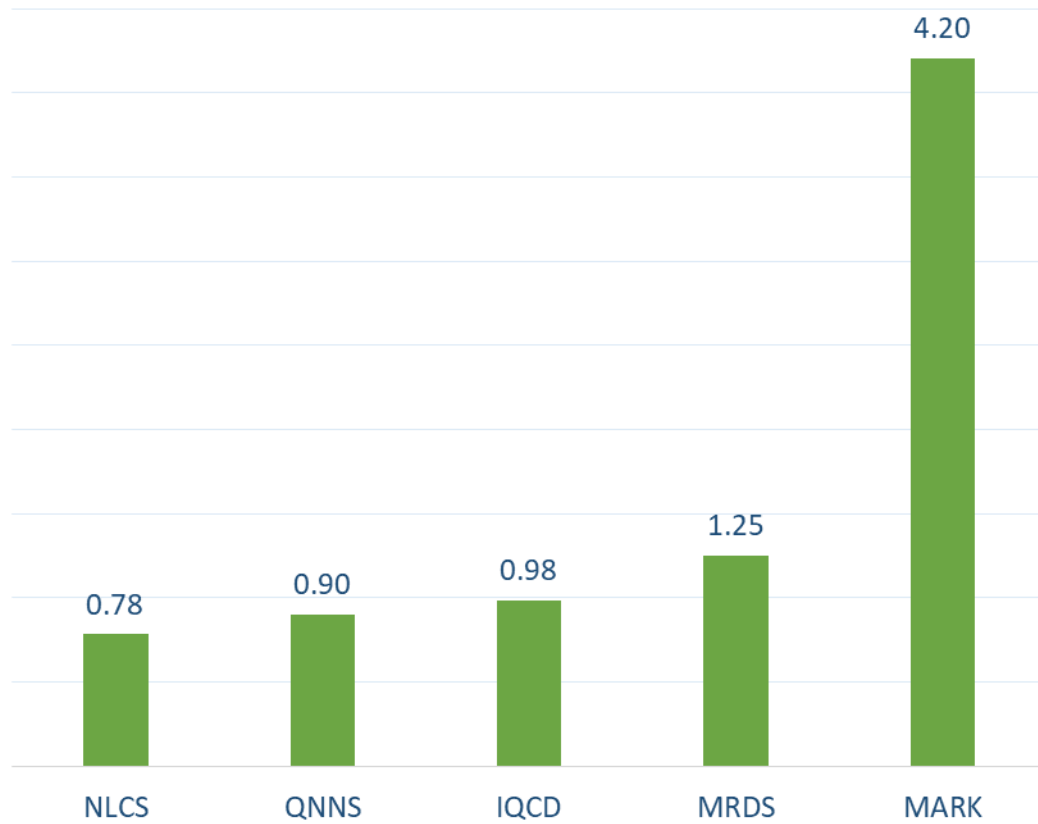
In million shares

Top 5 Companies sold (net) by **Foreigners** in the last session



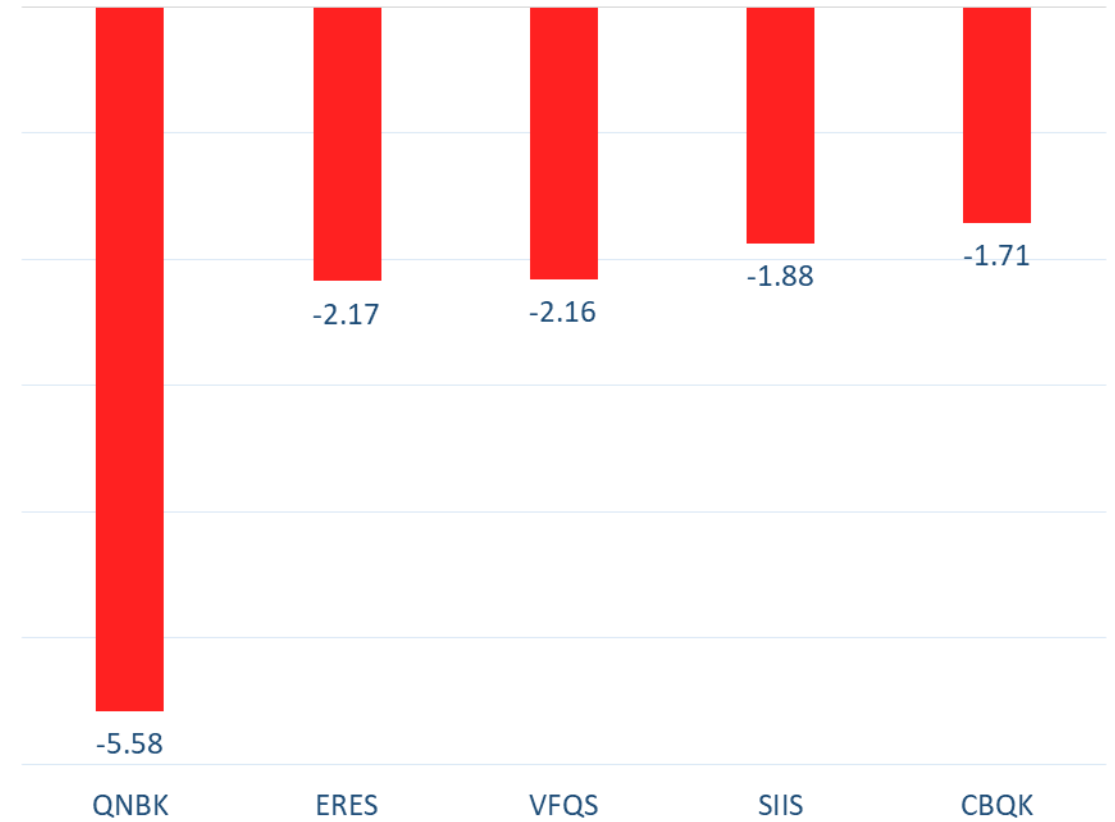
In million shares

Top 5 Companies bought (net) by **Foreigners** over the last week



In million shares

Top 5 Companies sold (net) by **Foreigners** over the last week



In million shares



The figures represent a change in the number of shares.

Daily Change: The net change between 7th and 6th of December trading sessions

Change for the last 5 sessions: The total daily net change for the last 5 sessions.


Change for the last 10 sessions: The total daily net change for the last 10 sessions.

Change for the last 20 sessions: The total daily net change for the last 20 sessions.

DISCLAIMER:

The information contained was obtained from various public sources believed to be reliable, but we do not guarantee its accuracy. Wasata Financial Securities makes no representations or warranties (express or implied) regarding the data and information provided and Wasata Financial Securities does not represent that the information content of this document is complete, or free from any error, not misleading, or fit for any particular purpose. This report document provides general information only. Neither the information nor any opinion expressed constitutes an offer or an invitation to make an offer, to buy or sell any securities or other investment products related to such securities or investments.

This report document contained is subject to change without prior notice. Wasata assumes no responsibility to update the information in this report document.



Prepared by Financial Advisory Department


وساطة
WASATA
للأوراق المالية
FINANCIAL SECURITIES

+974 44498880

ramzi.qasmieh@Wasata.qa