



## Daily Report for Ownership Changes

8<sup>th</sup> of December 2022 Session

Company	8-Dec											
	Qatari				GCC				Foreigners			
	Daily Chg.	Last 5 Sessions Chg.	Last 10 Sessions Chg.	Last 20 Sessions Chg.	Daily Chg.	Last 5 Sessions Chg.	Last 10 Sessions Chg.	Last 20 Sessions Chg.	Daily Chg.	Last 5 Sessions Chg.	Last 10 Sessions Chg.	Last 20 Sessions Chg.
QNBK	379,135	5,297,899	5,602,966	5,310,870	-45,650	93,453	93,453	147,479	-333,485	-5,391,352	-5,696,419	-5,458,349
QIBK	-3,921	86,916	-476,512	-323,062	0	0	43	-187	3,921	-86,916	476,469	323,249
CBQK	1,159,534	2,604,626	3,731,863	2,173,632	0	0	-500	8,665	-1,159,534	-2,604,626	-3,731,363	-2,182,297
DHBK	-520,206	-933,502	-3,072,220	-6,079,731	-685,063	-57,305	532,494	198,809	1,205,269	990,807	2,539,726	5,880,922
ABQK	0	20,127	22,727	53,383	0	0	0	0	0	-20,127	-22,727	-53,383
QIHK	-106,112	162,610	-1,109,515	-1,860,810	0	9,000	9,000	-11,000	106,112	-171,610	1,100,515	1,871,810
MARK	1,173,387	-1,326,019	-5,958,515	-9,264,550	-9,658	-63,845	-220,488	-79,343	-1,163,729	1,389,864	6,179,003	9,343,893
QFBQ	186,721	750,251	716,040	1,204,538	-12,905	115,457	35,702	224,305	-173,816	-865,708	-751,742	-1,428,843
NLCS	-1,451,104	-3,577,525	-2,842,076	-8,238,317	0	119,928	115,892	171,844	1,451,104	3,457,597	2,726,184	8,066,473
DBIS	18,842	-54,935	-589,498	-1,762,256	0	-20,747	570,544	849,452	-18,842	75,682	18,954	912,804
QOIS	-101,252	498,933	425,678	1,119,848	0	-186,145	-207,821	-140,507	101,252	-312,788	-217,857	-979,341
IHGS	2,500	-50,852	-242,969	-133,312	0	0	0	-5,200	-2,500	50,852	242,969	138,512
ZHCD	69,301	78,835	133,581	165,619	-69,300	-73,341	-126,633	-161,086	-1	-5,494	-6,948	-4,533
QGMD	-45,507	907,724	1,005,040	-650,248	0	-59	-91,446	-458	45,507	-907,665	-913,594	650,706
SIIS	869,425	2,644,375	2,239,157	-2,287,495	0	19,779	212,420	56,737	-869,425	-2,664,154	-2,451,577	2,230,758
BLDN	9,685	-284,705	-993,001	4,619,490	0	-1,000	-60,300	73,000	-9,685	285,705	1,053,301	-4,692,490
MCGS	2,584	32,140	196,019	-159,649	-173	-173	-1,673	49,827	-2,411	-31,967	-194,346	109,822
QCFS	0	0	0	0	0	0	0	0	0	0	0	0
QFLS	-297,789	-237,593	309,792	-1,419,328	-300	37	237	15,468	298,089	237,556	-310,029	1,403,860
WDAM	-15,721	-28,443	-333,985	-311,180	-1,000	-1,000	-1,000	-1,135	16,721	29,443	334,985	312,315
MCCS	-15,838	-108,816	-497,812	-1,105,006	0	0	-30,662	-51,243	15,838	108,816	528,474	1,156,249
MERS	6,222	26,245	-3,460	-112,502	-134	-154	-154	-2,841	-6,088	-26,091	3,614	115,343
QIMD	-22,000	-103,943	75,843	-79,342	22,000	122,000	169,000	272,400	0	-18,057	-244,843	-193,058
QNCD	59,872	210,614	285,550	538,045	0	0	0	-18,200	-59,872	-210,614	-285,550	-519,845

Company									8-Dec			
	Qatari				GCC				Foreigners			
	Daily Chg.	Last 5 Sessions Chg.	Last 10 Sessions Chg.	Last 20 Sessions Chg.	Daily Chg.	Last 5 Sessions Chg.	Last 10 Sessions Chg.	Last 20 Sessions Chg.	Daily Chg.	Last 5 Sessions Chg.	Last 10 Sessions Chg.	Last 20 Sessions Chg.
IQCD	389,316	419,172	-4,233,253	-2,225,348	37,842	59,516	-82,593	209,444	-427,158	-478,688	4,315,846	2,015,904
QIGD	15,134	814,605	-151,131	-177,538	0	71,545	56,242	92,684	-15,134	-886,150	94,889	84,854
QEWS	-74,621	165,635	1,049,145	2,296,524	0	0	0	0	74,621	-165,635	-1,049,145	-2,296,524
AHCS	-22,124	-259,349	-370,459	-453,308	0	0	-646	-646	22,124	259,349	371,105	453,954
GISS	597,265	4,541,476	-2,347,915	-6,071,042	132,863	157,863	157,863	222,863	-730,128	-4,699,339	2,190,052	5,848,179
MPHC	-930,931	604,132	-8,689,988	-15,563,846	0	-24,060	-232,195	-430,195	930,931	-580,072	8,922,183	15,994,041
IGRD	276,871	1,980,404	-4,196,064	533,754	25,356	-244,876	-154,929	-101,684	-302,227	-1,735,528	4,350,993	-432,070
QAMC	346,829	-901,549	77,903	6,097,244	14,552	-194,486	100,639	3,368	-361,381	818,930	-178,542	-6,192,086
QATI	58,452	91,826	-1,069,988	-2,946,733	-90,000	-90,000	-90,000	-90,000	31,548	-1,826	1,159,988	3,036,733
DOHI	0	78,092	86,262	126,593	0	0	0	139,877	0	-78,092	-86,262	-266,470
QGRI	-15,761	-15,761	295,377	338,678	0	0	-471,280	-748,040	15,761	15,761	175,903	409,362
AKHI	-77,999	67,193	106,594	-58,197	0	0	0	0	77,999	-67,193	-106,594	58,197
QISI	0	-1,281	-33,638	-60,536	0	0	0	0	0	1,281	33,638	60,536
QLMI	0	-159	486	-20,009	0	0	0	-2,250	0	159	-486	22,259
UDCD	-60,074	194,691	-1,286,266	-2,601,892	0	30,000	30,000	30,000	60,074	-224,691	1,256,266	2,571,892
BRES	923,679	1,210,087	-3,893,159	-7,920,139	-200	-200	-200	-30,200	-923,479	-1,209,887	3,893,359	7,950,339
ERES	31,318	828,992	4,630,624	8,724,545	0	-54,295	-290,405	-290,040	-31,318	-774,697	-4,340,219	-8,434,505
MRDS	226,374	2,346,853	-2,109,488	-2,008,558	-99,537	-144,739	228,760	269,817	-126,837	-2,202,114	1,880,728	1,738,741
ORDS	132,867	692,953	-24,561	-254,146	-9,786	-10,701	-11,873	35,450	-131,110	-682,252	36,434	218,762
VFQS	226,383	1,711,171	1,759,409	1,767,269	-4,191	5,769	-57,236	-77,236	-208,413	-1,695,300	-1,680,533	-1,668,393
QNNS	-433,768	-1,052,537	-3,486,137	-2,502,642	0	0	0	0	433,768	1,052,537	3,486,137	2,502,642
GWCS	47,244	373,312	741,803	751,034	0	0	43,353	33,353	-47,244	-373,312	-785,156	-784,387
QGTS	-1,030,074	-2,126,753	-1,236,313	-1,446,338	0	-61,069	-49,850	15,933	1,030,074	2,187,822	1,286,163	1,430,405

## Insider Traders For the Last Week

Company	Buy	Sell	Net
QGTS	757,167	0	757,167
UDCD	408,738	0	408,738
CBQK	156,000	0	156,000
ZHCD	72,056	0	72,056
QFLS	61,500	0	61,500
BRES	50,000	0	50,000
IHGS	100,000	79,195	20,805
IQCD	771	0	771
QCFS	20	0	20
QNNS	153,000	222,096	-69,096
MRDS	0	100,000	-100,000
SIIS	0	113,434	-113,434
QNCD	0	115,000	-115,000
MARK	42,739	1,420,000	-1,377,261

## Trading by nationality for the past week

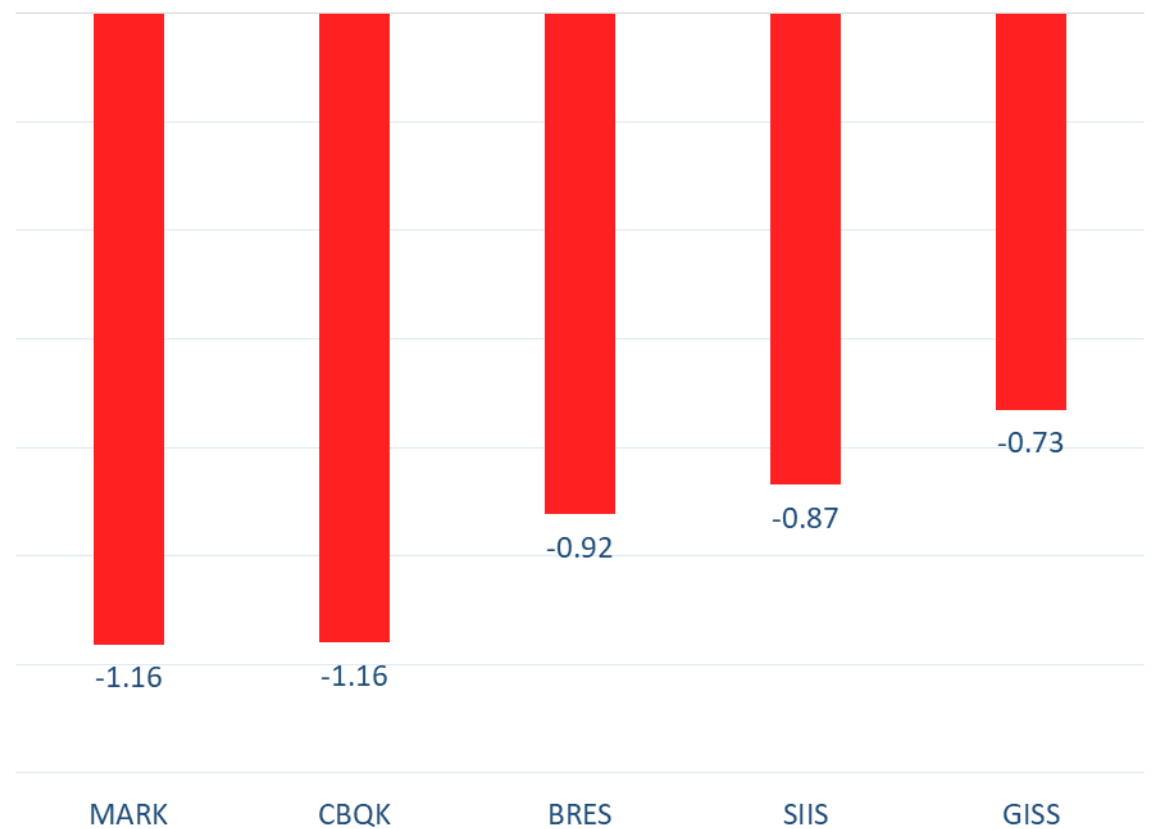
Nationality	Buy %	Sell %	Net
Qataris	62.01%	59.49%	2.52%
GCC	2.65%	4.46%	-1.81%
Arab	7.66%	7.01%	0.65%
Foreigners	27.68%	29.05%	-1.37%

### Top 5 Companies bought (net) by **Foreigners** in the last session



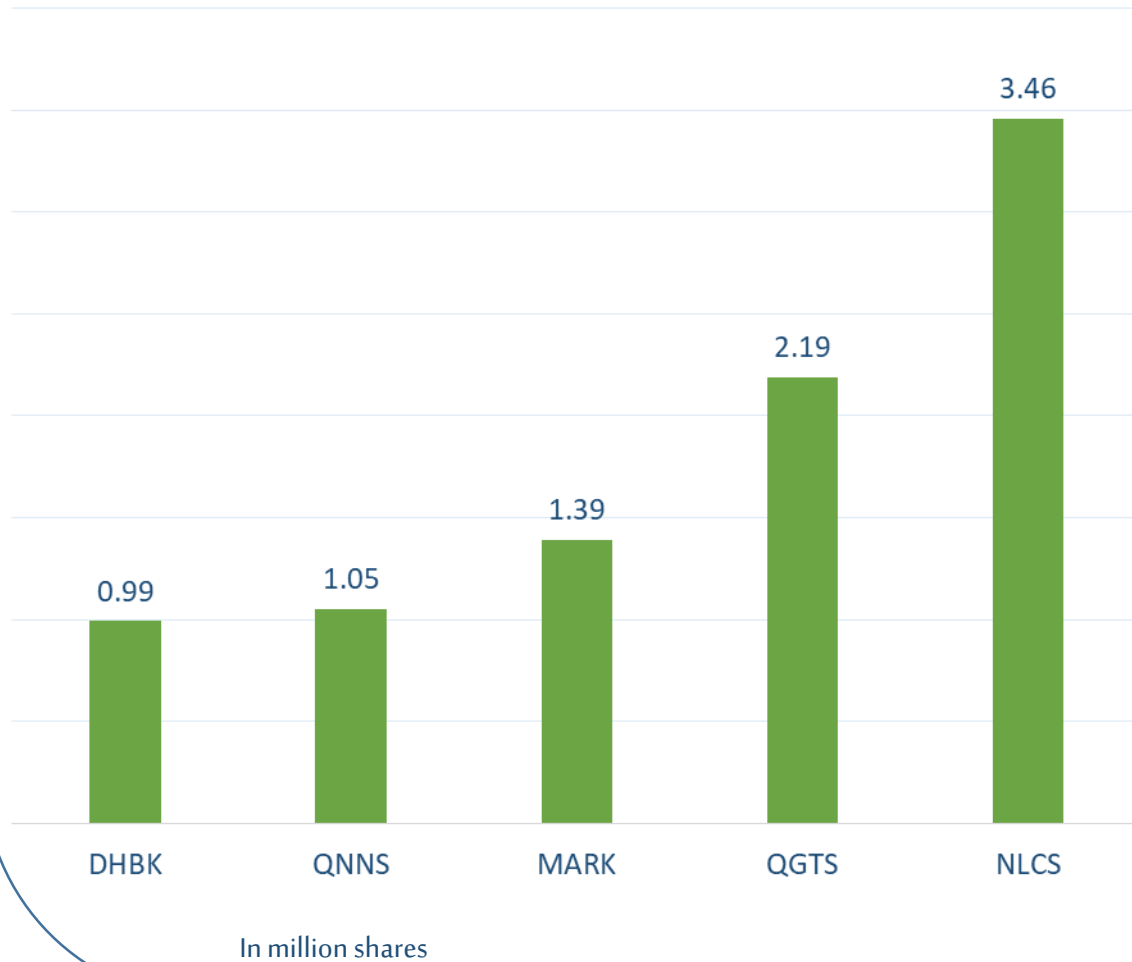
In million shares

### Top 5 Companies sold (net) by **Foreigners** in the last session

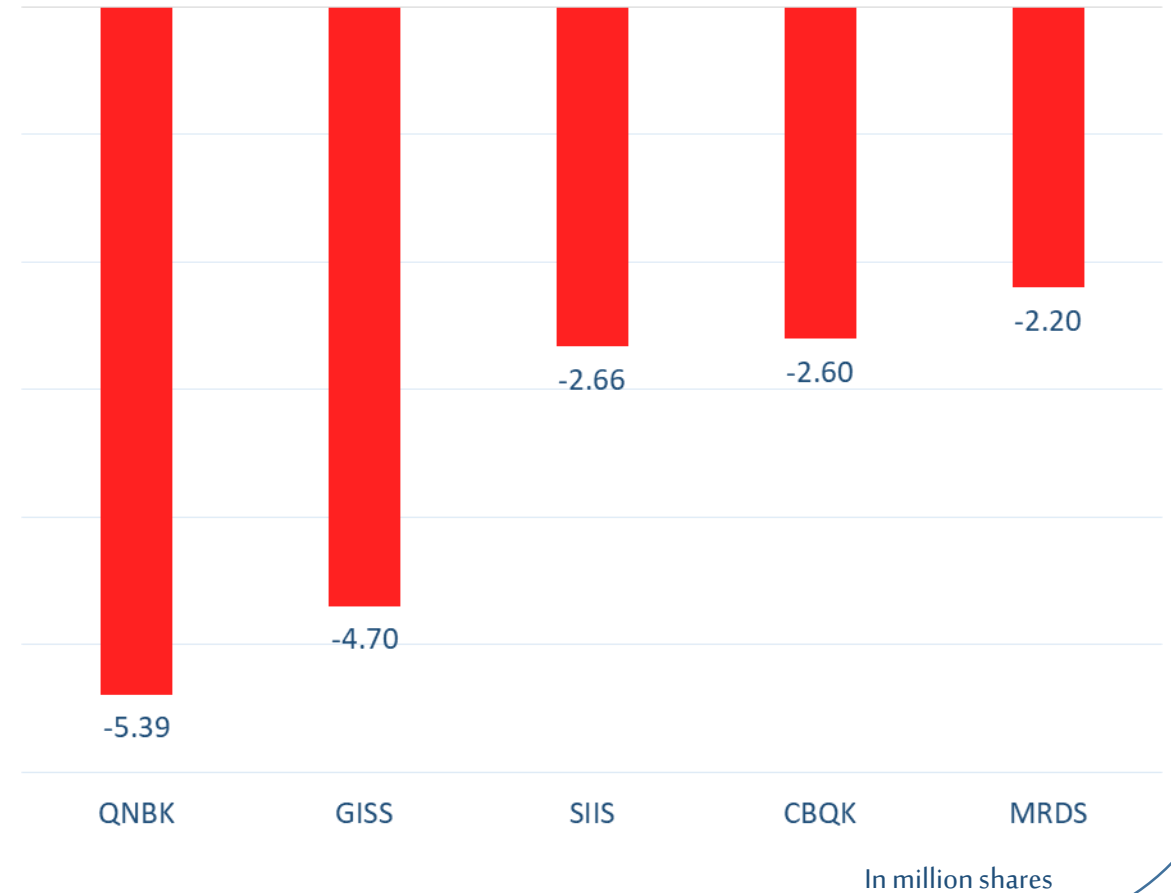


In million shares

Top 5 Companies bought (net) by **Foreigners** over the last week



Top 5 Companies sold (net) by **Foreigners** over the last week





The figures represent a change in the number of shares.

Daily Change: The net change between 8<sup>th</sup> and 7<sup>th</sup> of December trading sessions

Change for the last 5 sessions: The total daily net change for the last 5 sessions.

Change for the last 10 sessions: The total daily net change for the last 10 sessions.

Change for the last 20 sessions: The total daily net change for the last 20 sessions.

## **DISCLAIMER:**

The information contained was obtained from various public sources believed to be reliable, but we do not guarantee its accuracy. Wasata Financial Securities makes no representations or warranties (express or implied) regarding the data and information provided and Wasata Financial Securities does not represent that the information content of this document is complete, or free from any error, not misleading, or fit for any particular purpose. This report document provides general information only. Neither the information nor any opinion expressed constitutes an offer or an invitation to make an offer, to buy or sell any securities or other investment products related to such securities or investments.

This report document contained is subject to change without prior notice. Wasata assumes no responsibility to update the information in this report document.





Prepared by Financial Advisory Department

  
وساطة  
WASATA  
للأوراق المالية  
FINANCIAL SECURITIES

+974 44498880

[ramzi.qasmieh@Wasata.qa](mailto:ramzi.qasmieh@Wasata.qa)