



Daily Report for Ownership Changes

19th of January 2023 Session

Company									19-Jan			
	Qatari				GCC				Foreigners			
	Daily Chg.	Last 5 Sessions Chg.	Last 10 Sessions Chg.	Last 20 Sessions Chg.	Daily Chg.	Last 5 Sessions Chg.	Last 10 Sessions Chg.	Last 20 Sessions Chg.	Daily Chg.	Last 5 Sessions Chg.	Last 10 Sessions Chg.	Last 20 Sessions Chg.
QNBK	-302,723	4,711,669	5,213,435	-3,846,085	0	26,061	-43,643	-48,678	302,723	-4,737,730	-5,169,792	3,894,763
QIBK	232,716	2,517,392	5,249,842	9,983,519	12,244	13,992	-22	-2,779	-244,960	-2,531,384	-5,249,820	-9,980,740
CBQK	-3,038,426	-3,171,276	-6,315,110	-8,362,376	0	0	-8,938	0	3,038,426	3,171,276	6,324,048	8,362,376
DHBK	777,047	5,832,044	-11,398,554	-15,276,868	0	109,824	610,146	751,697	-777,047	-5,941,868	10,788,408	14,525,171
ABQK	-1,000	-196	-2,916	-2,916	0	0	0	0	1,000	196	2,916	2,916
QIIK	-55,562	-337,680	-984,207	1,485,836	32,743	32,743	32,743	-17,257	22,819	304,937	951,464	-1,468,579
MARK	-696,912	216,909	3,651,258	6,588,747	109,095	28,771	-68,785	-70,312	587,817	-245,680	-3,582,473	-6,518,435
QFBQ	251,565	-730,591	-3,511,242	-741,313	0	-15,000	2	16,156	-251,565	745,591	3,511,240	725,157
NLCS	2,506,808	4,237,038	6,956,109	8,201,240	-13,311	-2,100	18,367	178,982	-2,493,497	-4,234,938	-6,974,476	-8,380,222
DBIS	-245,576	-40,468	-702,365	-1,070,530	0	-40,279	-54,002	19,891	245,576	80,747	756,367	1,050,639
QOIS	-90,928	129,482	295,821	231,978	0	852	-129,647	-212,692	90,928	-130,334	-166,174	-19,286
IHGS	-67,701	-13,002	43,044	-219,195	0	0	-29,519	0	67,701	13,002	-13,525	219,195
ZHCD	-1,725	4,290	12,623	25,794	0	0	-17,344	-35,603	1,725	-4,290	4,721	9,809
QGMD	-108,136	-1,113,657	4,110,700	-1,129,532	172,576	180,075	168,883	-108,452	-64,440	933,582	-4,279,583	1,237,984
SIIS	-227,674	-1,888,731	1,848,566	500,388	303,312	298,311	329,399	196,008	-75,638	1,590,420	-2,177,965	-696,396
BLDN	320,837	897,926	255,771	536,059	0	-52,667	-82,199	-197,666	-320,837	-845,259	-173,572	-338,393
MCGS	-106,568	-388,793	-497,093	-472,773	0	0	0	0	106,568	388,793	497,093	472,773
QCFS	0	0	0	0	0	0	0	0	0	0	0	0
QFLS	-216,058	-1,230,661	-2,516,737	-2,714,814	0	2,100	2,100	317	216,058	1,228,561	2,514,637	2,714,497
WDAM	-305,268	-747,835	-648,917	-734,456	-272	-272	-536	-536	305,540	748,107	649,453	734,992
MCCS	-42,394	-195,661	-170,711	89,831	0	-2,000	-4,000	-16,531	42,394	197,661	174,711	-73,300
MERS	-55,506	-148,535	-169,306	-99,189	0	-279	1,341	1,141	55,506	148,814	167,965	98,048
QIMD	-33,768	506,634	465,751	528,651	0	0	-53,640	-53,640	33,768	-506,634	-412,111	-475,011
QNCD	-245,309	-198,664	-182,650	24,953	0	0	0	0	245,309	198,664	182,650	-24,953

Company									19-Jan			
	Qatari				GCC				Foreigners			
	Daily Chg.	Last 5 Sessions Chg.	Last 10 Sessions Chg.	Last 20 Sessions Chg.	Daily Chg.	Last 5 Sessions Chg.	Last 10 Sessions Chg.	Last 20 Sessions Chg.	Daily Chg.	Last 5 Sessions Chg.	Last 10 Sessions Chg.	Last 20 Sessions Chg.
IQCD	-773,320	-575,991	-1,553,209	-5,853,252	0	80,591	66,843	94,415	773,320	495,400	1,486,366	5,758,837
QIGD	4,532	-358,352	-198,732	-744,986	0	20,000	-1,696	42,804	-4,532	338,352	200,428	702,182
QEWS	-56,206	694,330	1,967,760	2,106,598	0	2	2	2	56,206	-694,332	-1,967,762	-2,106,600
AHCS	-9,418	-258,287	-83,877	-158,085	0	4,000	-614	66,909	9,418	254,287	84,491	91,176
GISS	-986,547	1,924,527	9,165,304	12,029,000	0	-257,778	-18,778	342,839	986,547	-1,666,749	-9,146,526	-12,371,839
MPHC	-817,732	-2,256,678	-9,712,820	-11,989,973	0	30,120	13,620	25,910	817,732	2,226,558	9,699,200	11,964,063
IGRD	439,121	-338,596	-4,081,369	-7,442,331	35,520	42,814	93,939	-37,027	-474,641	295,782	3,987,430	7,479,358
QAMC	1,286,637	5,595,370	6,646,428	1,708,661	-3,000	-586,922	-553,581	-410,162	-1,283,637	-5,008,448	-6,092,847	-1,298,499
QATI	-108,114	-225,836	-960,886	-1,403,321	0	-20,000	-20,000	-20,000	108,114	245,836	980,886	1,423,321
DOHI	30,000	85,979	28,581	-30,840	0	-5,000	-5,000	-5,000	-30,000	-80,979	-23,581	35,840
QGRI	11,475	67,677	45,683	55,883	0	0	0	0	-11,475	-67,677	-45,683	-55,883
AKHI	-37,228	345,400	186,591	-341,972	0	0	-15,393	410	37,228	-345,400	-171,198	341,562
QISI	-4,950	-4,950	2,298	21,006	0	0	0	0	4,950	4,950	-2,298	-21,006
QLMI	-13,500	119,090	122,256	84,806	0	0	0	0	13,500	-119,090	-122,256	-84,806
UDCD	-4,756	-641,251	-1,622,697	-1,642,449	0	0	-30,000	-30,000	4,756	641,251	1,652,697	1,672,449
BRES	-827,490	-2,307,717	-3,677,136	-4,321,971	0	0	-250	3,600	827,490	2,307,717	3,677,386	4,318,371
ERES	-1,551,724	1,644,025	1,722,234	-4,304,434	-268,345	-250,901	61,529	-14,633	1,820,069	-1,393,124	-1,783,763	4,319,067
MRDS	-1,932,821	-3,357,262	-1,192,013	-4,039,835	-60,501	4,722	-51,340	99,088	1,993,322	3,352,540	1,243,353	3,940,747
ORDS	-606,068	-717,888	-39,659	-365,651	9,189	2,400	10,213	4,286	596,879	715,488	29,446	361,365
VFQS	-212,345	-570,492	-1,302,702	-1,042,852	-30,000	-30,000	-71,174	-82,000	242,345	600,492	1,359,445	1,104,964
QNNS	-217,266	-48,791	-247,280	-344,069	0	0	0	0	217,266	48,791	247,280	344,069
GWCS	7,516	98,251	-963,545	-665,893	0	0	0	0	-7,516	-98,251	963,545	665,893
QGTS	-322,624	-2,588,252	-4,400,857	-7,511,767	-17,934	-25,343	-61,880	-76,260	340,558	2,613,595	4,462,737	7,588,027

Insider Traders For the Last Week

Company	Buy	Sell	Net
QOIS	530,601	49,167	481,434
QIMD	200,000		200,000
IHGS	65,000		65,000
BRES	40,000		40,000
CBQK	16,381		16,381
ZHCD	12,470		12,470
QCFS	4,000		4,000
QNNS		44	-44
QFLS	10,000	34,000	-24,000
MPHC		29,765	-29,765
MERS		50,000	-50,000
IQCD	11,500	125,818	-114,318
QEWS		155,000	-155,000
MARK	49,964	1,465,937	-1,415,973

Trading Value by nationality for the past week

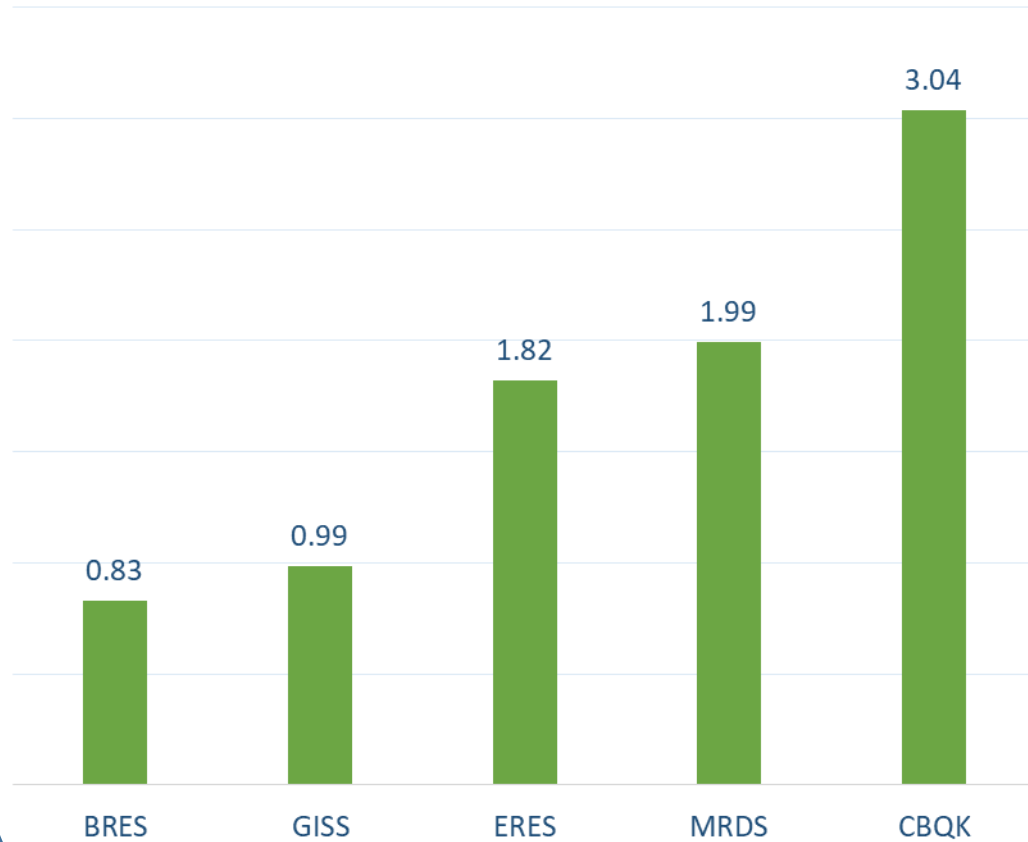
Nationality	Purchasing Value	Selling Value	Difference
Qataris	364.32	415.05	-50.73
GCC	25.61	35.04	-9.44
Arab	64.53	67.18	-2.65
Foreigners	196.94	134.12	62.82

In million QAR

Trading by nationality for the past week

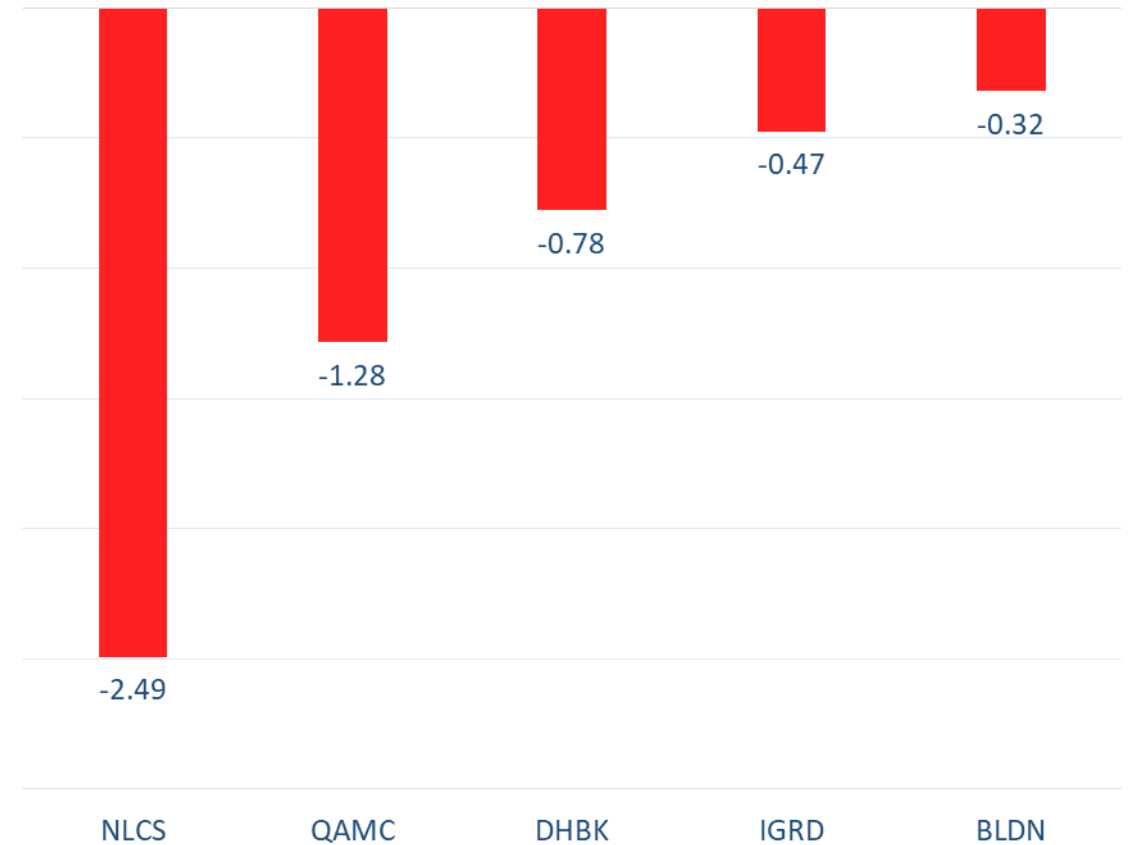
Nationality	Buy %	Sell %	Net
Qataris	55.93%	63.72%	-7.79%
GCC	3.93%	5.38%	-1.45%
Arab	9.91%	10.31%	-0.41%
Foreigners	30.23%	20.59%	9.64%

Top 5 Companies bought (net) by **Foreigners** in the last session



In million shares

Top 5 Companies sold (net) by **Foreigners** in the last session



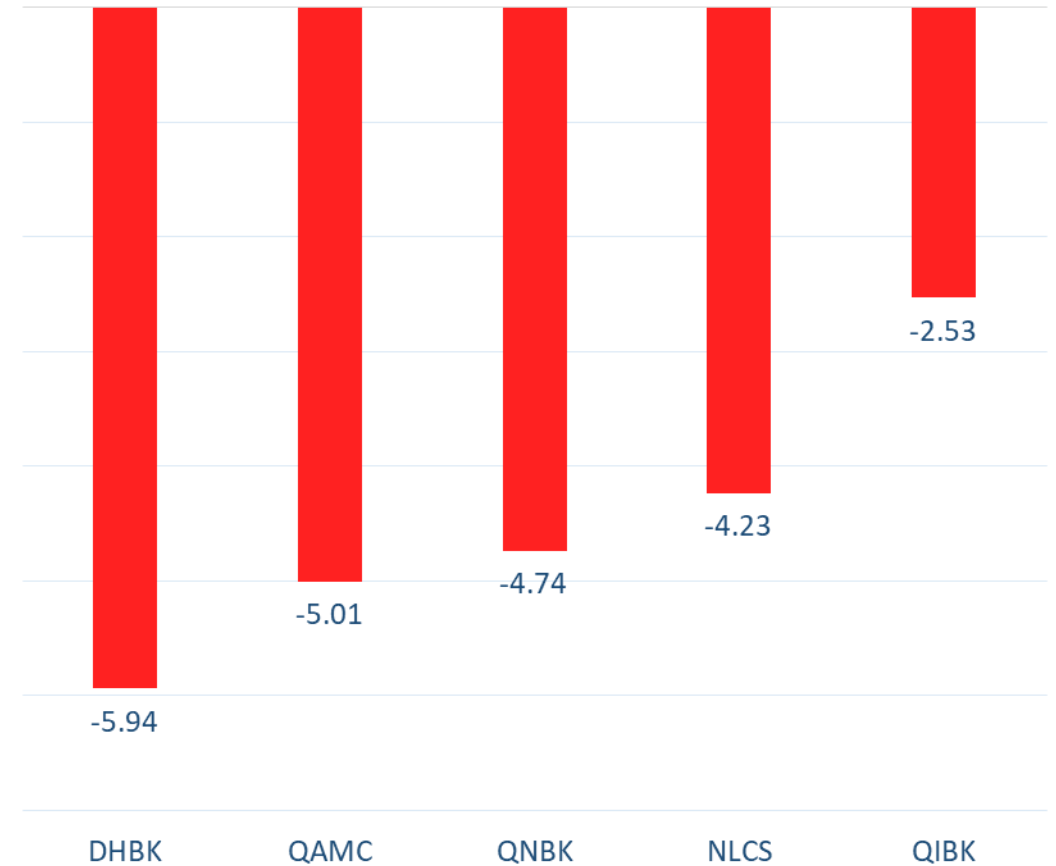
In million shares

Top 5 Companies bought (net) by **Foreigners** over the last week



In million shares

Top 5 Companies sold (net) by **Foreigners** over the last week



In million shares



The figures represent a change in the number of shares.

Daily Change: The net change between 19th and 18th of January trading sessions

Change for the last 5 sessions: The total daily net change for the last 5 sessions.

Change for the last 10 sessions: The total daily net change for the last 10 sessions.

Change for the last 20 sessions: The total daily net change for the last 20 sessions.

DISCLAIMER:

The information contained was obtained from various public sources believed to be reliable, but we do not guarantee its accuracy. Wasata Financial Securities makes no representations or warranties (express or implied) regarding the data and information provided and Wasata Financial Securities does not represent that the information content of this document is complete, or free from any error, not misleading, or fit for any particular purpose. This report document provides general information only. Neither the information nor any opinion expressed constitutes an offer or an invitation to make an offer, to buy or sell any securities or other investment products related to such securities or investments.

This report document contained is subject to change without prior notice. Wasata assumes no responsibility to update the information in this report document.



Prepared by Financial Advisory Department


وساطة
WASATA
للأوراق المالية
FINANCIAL SECURITIES

+974 44498880

ramzi.qasmieh@Wasata.qa