



Daily Report for Ownership Changes

5th of January 2023 Session

									5-Jan			
Company	Qatari				GCC				Foreigners			
	Daily Chg.	Last 5 Sessions Chg.	Last 10 Sessions Chg.	Last 20 Sessions Chg.	Daily Chg.	Last 5 Sessions Chg.	Last 10 Sessions Chg.	Last 20 Sessions Chg.	Daily Chg.	Last 5 Sessions Chg.	Last 10 Sessions Chg.	Last 20 Sessions Chg.
QNBK	-1,375,115	-6,462,591	-9,059,520	-18,959,452	0	-5,000	-5,035	646	1,375,115	6,467,591	9,064,555	18,958,806
QIBK	1,682,999	2,844,237	4,733,677	8,135,996	-3,224	-8,814	-2,757	-37	-1,679,775	-2,835,423	-4,730,920	-8,135,959
CBQK	-1,174,117	-2,299,654	-2,047,266	3,940,507	8,938	-654	8,938	8,938	1,165,179	2,300,308	2,038,328	-3,949,445
DHBK	-1,651,285	-2,934,193	-3,878,314	-1,612,555	0	142,086	141,551	-1,183,703	1,651,285	2,792,107	3,736,763	2,796,258
ABQK	0	0	0	50,504	0	0	0	0	0	0	0	-50,504
QIJK	336,258	2,294,788	2,470,043	1,291,132	0	0	-50,000	-49,820	-336,258	-2,294,788	-2,420,043	-1,241,312
MARK	-2,971,247	-869,192	2,937,489	7,736,782	13,588	52,673	-1,527	-37,359	2,957,659	816,519	-2,935,962	-7,699,423
QFBQ	63,957	3,071,570	2,769,929	1,845,523	6,154	16,154	16,154	108,998	-70,111	-3,087,724	-2,786,083	-1,954,521
NLCS	1,104,098	1,809,391	1,245,131	-5,751,782	0	69,769	160,615	602,744	-1,104,098	-1,879,160	-1,405,746	5,149,038
DBIS	220,286	-70,199	-368,165	-575,465	-235,138	-22,736	73,893	85,391	14,852	92,935	294,272	490,074
QOIS	215,613	534,421	-63,843	325,324	0	0	-83,045	-111,814	-215,613	-534,421	146,888	-213,510
IHGS	32,381	137,092	-262,239	-218,175	0	0	29,519	17,519	-32,381	-137,092	232,720	200,656
ZHCD	-1,205	-6,050	13,171	130,970	0	0	-18,259	-125,570	1,205	6,050	5,088	-5,400
QGMD	-1,851,863	-5,256,057	-5,240,232	-5,891,519	0	-5,927	-277,335	-5,613	1,851,863	5,261,984	5,517,567	5,897,132
SIIS	1,083,479	801,905	-1,348,178	-336,158	-12,127	12,978	-133,391	-76,165	-1,071,352	-814,883	1,481,569	412,323
BLDN	307,171	629,669	280,288	-195,871	-14,976	-18,767	-115,467	-115,456	-292,195	-610,902	-164,821	311,327
MCGS	1,500	-33,993	24,320	121,163	0	0	0	-173	-1,500	33,993	-24,320	-120,990
QCFS	0	0	0	0	0	0	0	0	0	0	0	0
QFLS	-85,841	-268,059	-198,077	-1,696,603	340	340	-1,783	-110	85,501	267,719	199,860	1,696,713
WDAM	-22,112	-153,761	-85,539	95,275	0	0	0	-1,000	22,112	153,761	85,539	-94,275
MCCS	89,872	150,164	260,542	-73,846	-5,986	-12,531	-12,531	-9,285	-83,886	-137,633	-248,011	83,131
MERS	235	30,224	70,117	81,067	0	0	-200	-344	-235	-30,224	-69,917	-80,723
QIMD	-15,000	-51,665	62,900	87,810	0	0	0	-16,378	15,000	51,665	-62,900	-71,432
QNCD	14,597	206,020	207,603	358,430	0	0	0	-7,688	-14,597	-206,020	-207,603	-350,742

Company									5-Jan			
	Qatari				GCC				Foreigners			
	Daily Chg.	Last 5 Sessions Chg.	Last 10 Sessions Chg.	Last 20 Sessions Chg.	Daily Chg.	Last 5 Sessions Chg.	Last 10 Sessions Chg.	Last 20 Sessions Chg.	Daily Chg.	Last 5 Sessions Chg.	Last 10 Sessions Chg.	Last 20 Sessions Chg.
IQCD	-1,570,598	-3,741,436	-4,300,043	-3,617,119	2,200	22,199	27,572	244,162	1,568,398	3,719,237	4,272,471	3,372,957
QIGD	-743,670	-820,790	-546,254	-848,097	32,485	44,500	44,500	106,045	711,185	776,290	501,754	742,052
QEWS	-4,926	244,580	138,838	-777,584	0	0	0	0	4,926	-244,580	-138,838	777,584
AHCS	-26,313	-131,511	-74,208	-2,475	0	4,614	67,523	67,523	26,313	126,897	6,685	-65,048
GISS	-311,536	462,198	2,863,696	9,663,552	-29,670	65,330	361,617	259,622	341,206	-527,528	-3,225,313	-9,923,174
MPHC	-1,375,464	-2,497,846	-2,277,153	-2,935,846	0	-55,500	12,290	-7,920	1,375,464	2,553,346	2,264,863	2,943,766
IGRD	-1,326,864	-3,279,415	-3,360,962	-4,454,908	-56,877	23,061	-130,966	-229,366	1,383,741	3,256,354	3,491,928	4,684,274
QAMC	1,023,437	-3,506,265	-4,937,767	-4,375,336	6,436	-194,486	143,419	-100,872	-1,029,873	3,342,469	4,794,348	4,476,208
QATI	-81,203	-256,136	-442,435	-6,303,568	0	0	0	-90,000	81,203	256,136	442,435	6,393,568
DOHI	70,001	19,094	-59,421	-53,751	0	0	0	0	-70,001	-19,094	59,421	53,751
QGRI	-20,000	-22,991	10,200	34,516,091	0	0	0	0	20,000	22,991	-10,200	-34,516,091
AKHI	-14,933	-457,428	-528,563	-580,121	0	-31,828	15,803	15,803	14,933	489,256	512,760	564,318
QISI	1,100	5,944	18,708	64,674	0	0	0	0	-1,100	-5,944	-18,708	-64,674
QLMI	-1,001	-2,250	-37,450	-68,409	0	0	0	0	1,001	2,250	37,450	68,409
UDCD	153,364	-526,991	-19,752	191,701	0	0	0	0	-153,364	526,991	19,752	-191,701
BRES	-1,108,362	-3,790,348	-644,835	504,473	-11,400	3,850	3,850	3,650	1,119,762	3,786,498	640,985	-508,123
ERES	-1,111,225	-4,158,527	-6,026,668	-4,630,806	0	-41,162	-76,162	-26,184	1,111,225	4,199,689	6,102,830	4,656,990
MRDS	-2,241,620	-3,637,195	-2,847,822	-4,274,808	170,264	120,264	150,428	-349,892	2,071,356	3,516,931	2,697,394	4,624,700
ORDS	26,888	-511,439	-325,992	-417,467	10,470	-15,387	-14,444	-33,301	-37,358	526,403	340,436	450,768
VFQS	-32,990	197,838	259,850	-189,091	0	-17,215	-10,826	-108,740	32,990	-180,623	-254,481	312,262
QNNS	14,440	-16,420	-96,789	-4,003,828	0	0	0	-35,000	-14,440	16,420	96,789	4,038,828
GWCS	2,000	100,997	297,652	737,202	0	0	0	115,903	-2,000	-100,997	-297,652	-853,105
QGTS	-1,117,299	-3,057,588	-3,110,910	-6,755,065	5,310	-3,470	-14,380	39,758	1,111,989	3,061,058	3,125,290	6,715,307

Insider Traders For the Last Week

Company	Buy	Sell	Net
QNCD	181,930	0	181,930
QOIS	169,329	0	169,329
AKHI	119,894	0	119,894
BRES	101,072	0	101,072
CBQK	99,931	0	99,931
MPHC	55,000	0	55,000
IQCD	9,018	7,500	1,518
ZHCD	1,200	0	1,200
QNNS	50,000	52,468	-2,468
SIIS	0	130,000	-130,000

Trading Value by nationality for the past week

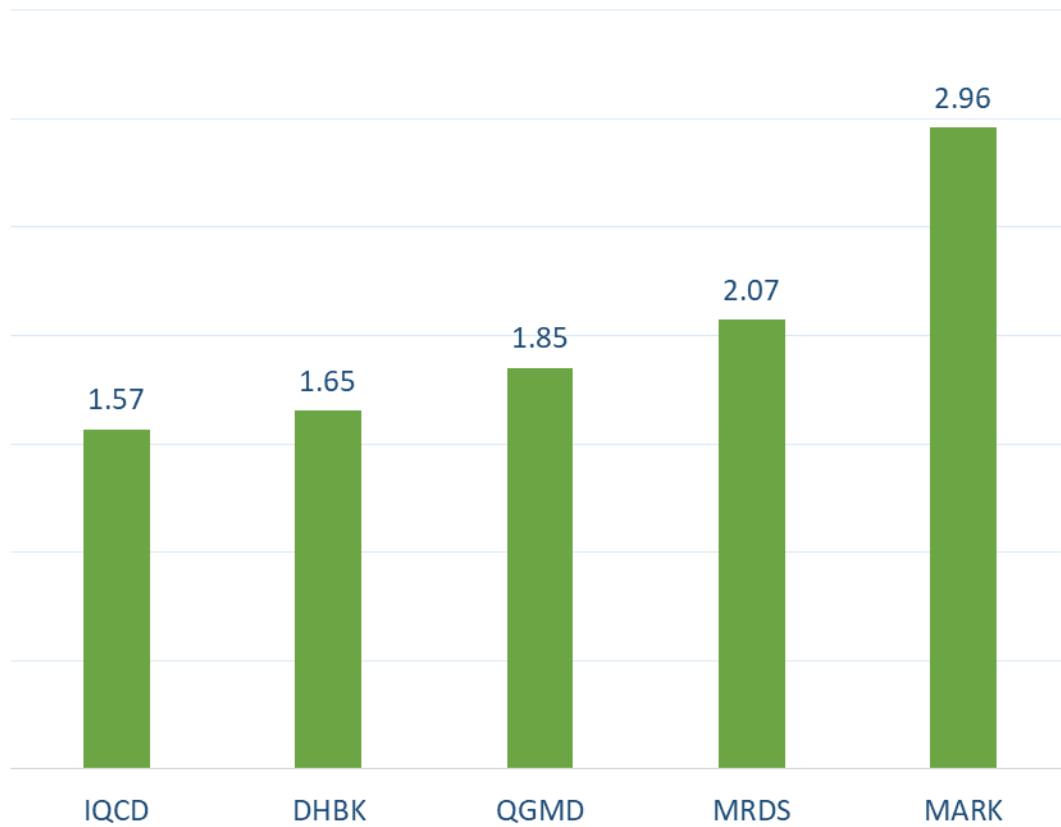
Nationality	Purchasing Value	Selling Value	Difference
Qataris	872.75	1,166.90	-294.16
GCC	65.87	6.16	59.72
Arab	172.41	178.83	-6.42
Foreigners	496.08	216.83	279.25

In million QAR

Trading by nationality for the past week

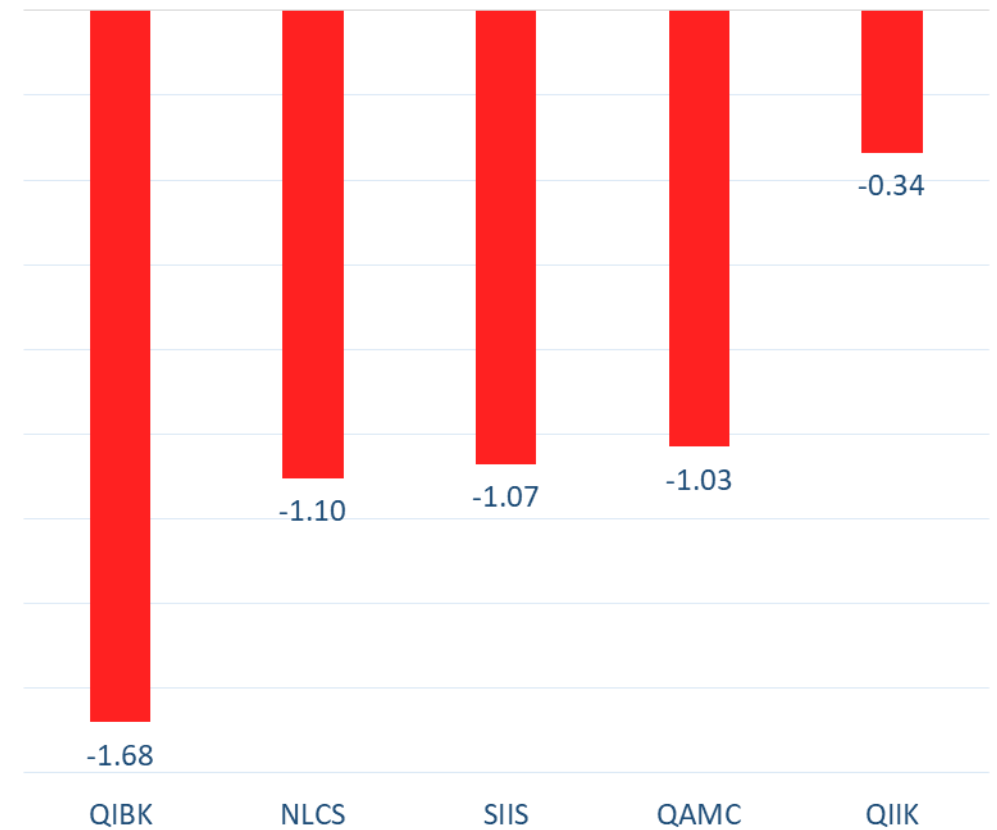
Nationality	Buy %	Sell %	Net
Qataris	54.64%	73.05%	-18.41%
GCC	4.12%	2.18%	1.94%
Arab	10.19%	11.20%	-1.01%
Foreigners	31.06%	13.58%	17.48%

Top 5 Companies bought (net) by **Foreigners** in the last session



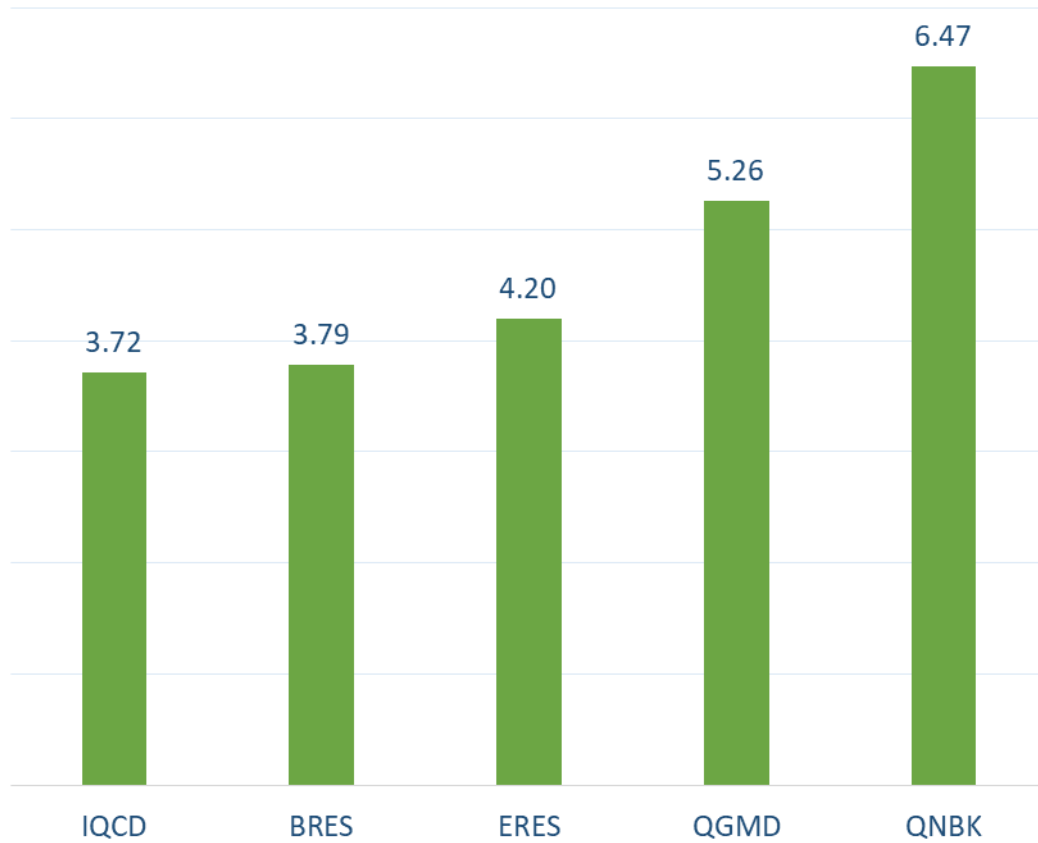
In million shares

Top 5 Companies sold (net) by **Foreigners** in the last session



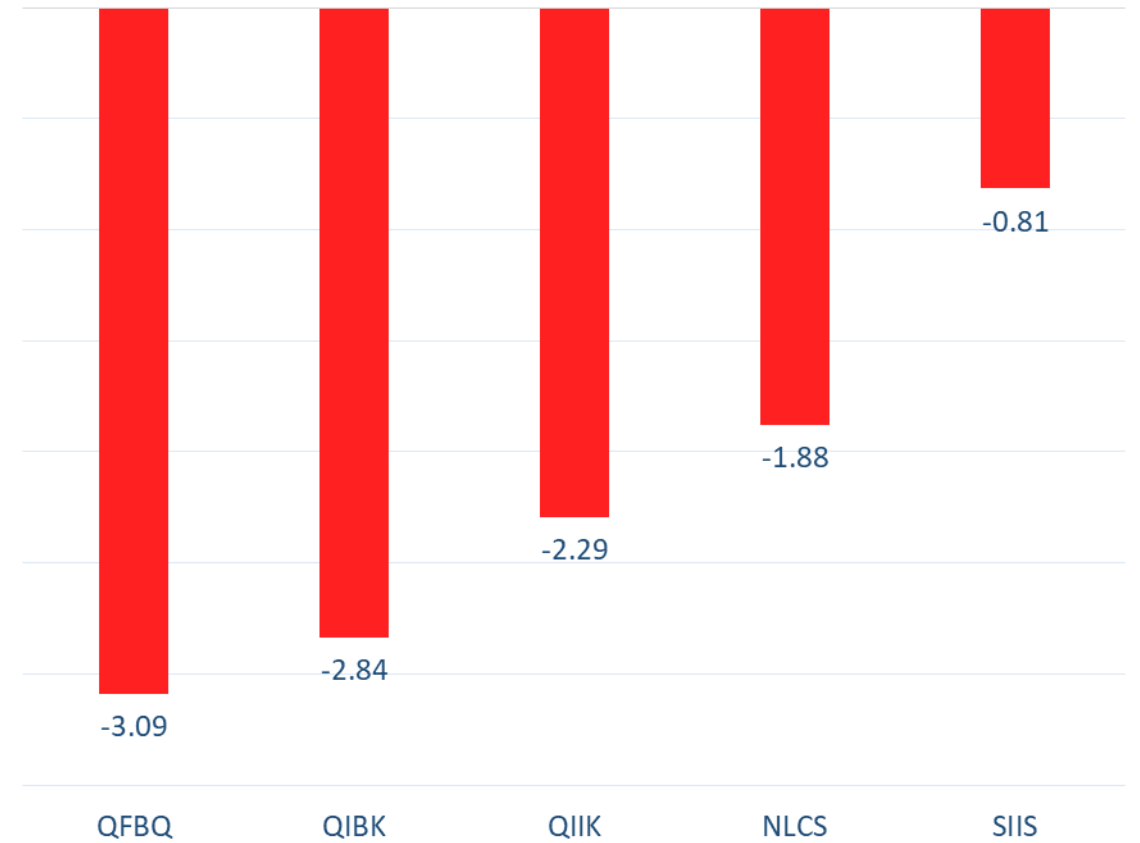
In million shares

Top 5 Companies bought (net) by **Foreigners** over the last week



In million shares

Top 5 Companies sold (net) by **Foreigners** over the last week



In million shares



The figures represent a change in the number of shares.

Daily Change: The net change between 5th and 4th of January trading sessions

Change for the last 5 sessions: The total daily net change for the last 5 sessions.

Change for the last 10 sessions: The total daily net change for the last 10 sessions.

Change for the last 20 sessions: The total daily net change for the last 20 sessions.

DISCLAIMER:

The information contained was obtained from various public sources believed to be reliable, but we do not guarantee its accuracy. Wasata Financial Securities makes no representations or warranties (express or implied) regarding the data and information provided and Wasata Financial Securities does not represent that the information content of this document is complete, or free from any error, not misleading, or fit for any particular purpose. This report document provides general information only. Neither the information nor any opinion expressed constitutes an offer or an invitation to make an offer, to buy or sell any securities or other investment products related to such securities or investments.

This report document contained is subject to change without prior notice. Wasata assumes no responsibility to update the information in this report document.



Prepared by Financial Advisory Department


للأوراق المالية
FINANCIAL SECURITIES

+974 44498880

ramzi.qasmieh@Wasata.qa