



Daily Report for Ownership Changes

12th of January 2023 Session

									12-Jan			
Company	Qatari				GCC				Foreigners			
	Daily Chg.	Last 5 Sessions Chg.	Last 10 Sessions Chg.	Last 20 Sessions Chg.	Daily Chg.	Last 5 Sessions Chg.	Last 10 Sessions Chg.	Last 20 Sessions Chg.	Daily Chg.	Last 5 Sessions Chg.	Last 10 Sessions Chg.	Last 20 Sessions Chg.
QNBK	855,165	501,766	-5,960,825	-8,477,722	80,296	-69,704	-74,704	-55,035	-935,461	-432,062	6,035,529	8,532,757
QIBK	1,244,223	2,732,450	5,576,687	9,510,256	0	-14,014	-22,828	-13,801	-1,244,223	-2,718,436	-5,553,859	-9,496,455
CBQK	-1,361,574	-3,143,834	-5,443,488	-2,579,608	-8,351	-8,938	-9,592	0	1,369,925	3,152,772	5,453,080	2,579,608
DHBK	-3,983,015	-17,230,598	-20,164,791	-19,250,281	250,322	500,322	642,408	677,873	3,732,693	16,730,276	19,522,383	18,572,408
ABQK	0	-2,720	-2,720	27,784	0	0	0	0	0	2,720	2,720	-27,784
QIKK	-28,178	-646,527	1,648,261	1,228,988	0	0	0	-50,000	28,178	646,527	-1,648,261	-1,178,988
MARK	4,872,670	3,434,349	2,565,157	9,998,426	-41,280	-97,556	-44,883	-66,561	-4,831,390	-3,336,793	-2,520,274	-9,931,865
QFBQ	231,754	-2,780,651	290,919	61,536	0	15,002	31,156	31,156	-231,754	2,765,649	-322,075	-92,692
NLCS	729,912	2,719,071	4,528,462	1,974,594	53,528	20,467	90,236	342,174	-783,440	-2,739,538	-4,618,698	-2,316,768
DBIS	-720,405	-661,897	-732,096	-833,916	24,903	-13,723	-36,459	-110,282	695,502	675,620	768,555	944,198
QOIS	33,148	166,339	700,760	340,144	0	-130,499	-130,499	-237,013	-33,148	-35,840	-570,261	-103,131
IHGS	9,634	56,046	193,138	-312,106	0	-29,519	-29,519	0	-9,634	-26,527	-163,619	312,106
ZHCD	-2,777	8,333	2,283	53,377	0	-17,344	-17,344	-62,193	2,777	9,011	15,061	8,816
QGMD	205,826	5,224,357	-31,700	-276,640	-169,016	-11,192	-17,119	-16,805	-36,810	-5,213,165	48,819	293,445
SIIS	454,384	3,737,297	4,539,202	733,070	-31,892	31,088	44,066	-40,236	-422,492	-3,768,385	-4,583,268	-692,834
BLDN	-135,056	-642,155	-12,486	-513,783	0	-29,532	-48,299	-144,988	135,056	671,687	60,785	658,771
MCGS	-5,647	-108,300	-142,293	-27,370	0	0	0	0	5,647	108,300	142,293	27,370
QCFS	0	0	0	0	0	0	0	0	0	0	0	0
QFLS	-335,220	-1,286,076	-1,554,135	-2,054,336	0	0	340	190	335,220	1,286,076	1,553,795	2,054,146
WDAM	54,911	98,918	-54,843	121,461	0	-264	-264	-264	-54,911	-98,654	55,107	-121,197
MCCS	-3,336	24,950	175,114	169,938	0	-2,000	-14,531	-10,785	3,336	-22,950	-160,583	-159,153
MERS	-5,175	-20,771	9,453	45,367	0	1,620	1,620	1,410	5,175	19,151	-11,073	-46,777
QIMD	18,351	-40,883	-92,548	63,682	0	-53,640	-53,640	-112,018	-18,351	94,523	146,188	48,336
QNCD	-30,558	16,014	222,034	300,648	0	0	0	-7,688	30,558	-16,014	-222,034	-292,960

Company									12-Jan			
	Qatari				GCC				Foreigners			
	Daily Chg.	Last 5 Sessions Chg.	Last 10 Sessions Chg.	Last 20 Sessions Chg.	Daily Chg.	Last 5 Sessions Chg.	Last 10 Sessions Chg.	Last 20 Sessions Chg.	Daily Chg.	Last 5 Sessions Chg.	Last 10 Sessions Chg.	Last 20 Sessions Chg.
IQCD	189,867	-977,218	-4,718,654	-4,358,974	35,902	-13,748	8,451	198,964	-225,769	990,966	4,710,203	4,160,010
QIGD	167,052	159,620	-661,170	-36,010	0	-21,696	22,804	62,804	-167,052	-137,924	638,366	-26,794
QEWS	733,656	1,273,430	1,518,010	910,290	0	0	0	0	-733,656	-1,273,430	-1,518,010	-910,290
AHCS	79,186	174,410	42,899	149,204	0	-4,614	0	62,909	-79,186	-169,796	-42,899	-212,113
GISS	1,416,830	7,240,777	7,702,975	9,881,864	8,111	239,000	304,330	562,487	-1,424,941	-7,479,777	-8,007,305	-10,444,351
MPHC	-1,667,560	-7,456,142	-9,953,988	-11,066,272	0	-16,500	-72,000	-360	1,667,560	7,472,642	10,025,988	11,066,632
IGRD	-1,082,073	-3,742,773	-7,022,188	-9,426,822	0	51,125	74,186	-162,859	1,082,073	3,691,648	6,948,002	9,589,681
QAMC	819,782	1,051,058	-2,455,207	-5,485,787	28,600	-194,486	197,137	-71,522	-848,382	-1,084,399	2,258,070	5,557,309
QATI	-332,851	-735,050	-991,186	-4,008,491	0	0	0	0	332,851	735,050	991,186	4,008,491
DOHI	0	-57,398	-38,304	-115,819	0	0	0	0	0	57,398	38,304	115,819
QGRI	0	-21,994	-44,985	-11,794	0	0	0	0	0	21,994	44,985	11,794
AKHI	116,239	-158,809	-616,237	-537,817	0	-15,393	-47,221	410	-116,239	174,202	663,458	537,407
QISI	-1,376	7,248	13,192	75,206	0	0	0	0	1,376	-7,248	-13,192	-75,206
QLMI	-6,326	3,166	916	-46,395	0	0	0	0	6,326	-3,166	-916	46,395
UDCD	-171,367	-981,446	-1,508,437	-664,120	0	-30,000	-30,000	-30,000	171,367	1,011,446	1,538,437	694,120
BRES	-444,308	-1,369,419	-5,159,767	-894,751	0	-250	3,600	3,600	444,308	1,369,669	5,156,167	891,151
ERES	277,217	78,209	-4,080,318	-7,043,942	0	312,430	271,268	28,305	-277,217	-390,639	3,809,050	7,015,637
MRDS	956,452	2,165,249	-1,471,946	-2,273,848	81,192	-56,062	64,202	66,739	-1,037,644	-2,109,187	1,407,744	2,207,109
ORDS	675,848	678,229	166,790	-375,402	0	7,813	1,366	-8,027	-675,848	-686,042	-168,156	383,429
VFQS	-341,539	-732,210	-534,372	-2,075,175	3,000	-41,174	-58,389	-135,061	338,539	758,953	578,330	2,187,292
QNNS	-82,871	-198,489	-214,909	-2,889,707	0	0	0	-35,000	82,871	198,489	214,909	2,924,707
GWCS	33,542	-1,061,796	-960,799	-416,189	0	0	0	115,903	-33,542	1,061,796	960,799	300,286
QGTS	401,428	-1,812,605	-4,870,193	-7,780,290	-51,330	-36,537	-40,007	4,721	-350,098	1,849,142	4,910,200	7,775,569

Insider Traders For the Last Week

Company	Buy	Sell	Net
MARK	1,003,299	170,000	833,299
QIMD	300,000	0	300,000
QOIS	251,143	0	251,143
QNCD	82,709	0	82,709
CBQK	30,000	0	30,000
IQCD	21,122	8,732	12,390
ZHCD	7,654	0	7,654
IHGS	0	10,000	-10,000
QAMC	0	21,120	-21,120
BRES	0	40,000	-40,000
MPHC	50,000	100,000	-50,000
Ooredoo	0	67,230	-67,230

Trading value by nationality for the past week

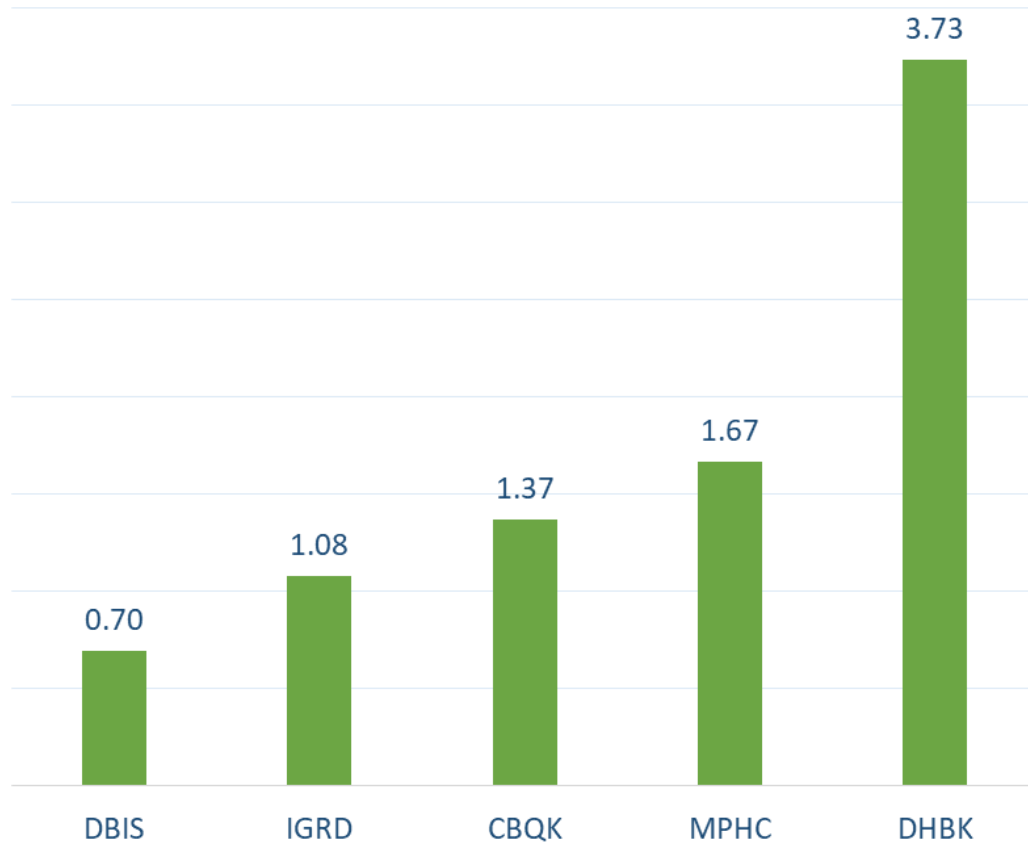
Nationality	Purchasing Value	Selling Value	Difference
Qataris	1,504.14	1,521.47	-17.34
GCC	278.53	118.51	160.03
Arab	275.49	278.46	-2.97
Foreigners	708.28	848.41	-140.13

In million QAR

Trading by nationality for the past week

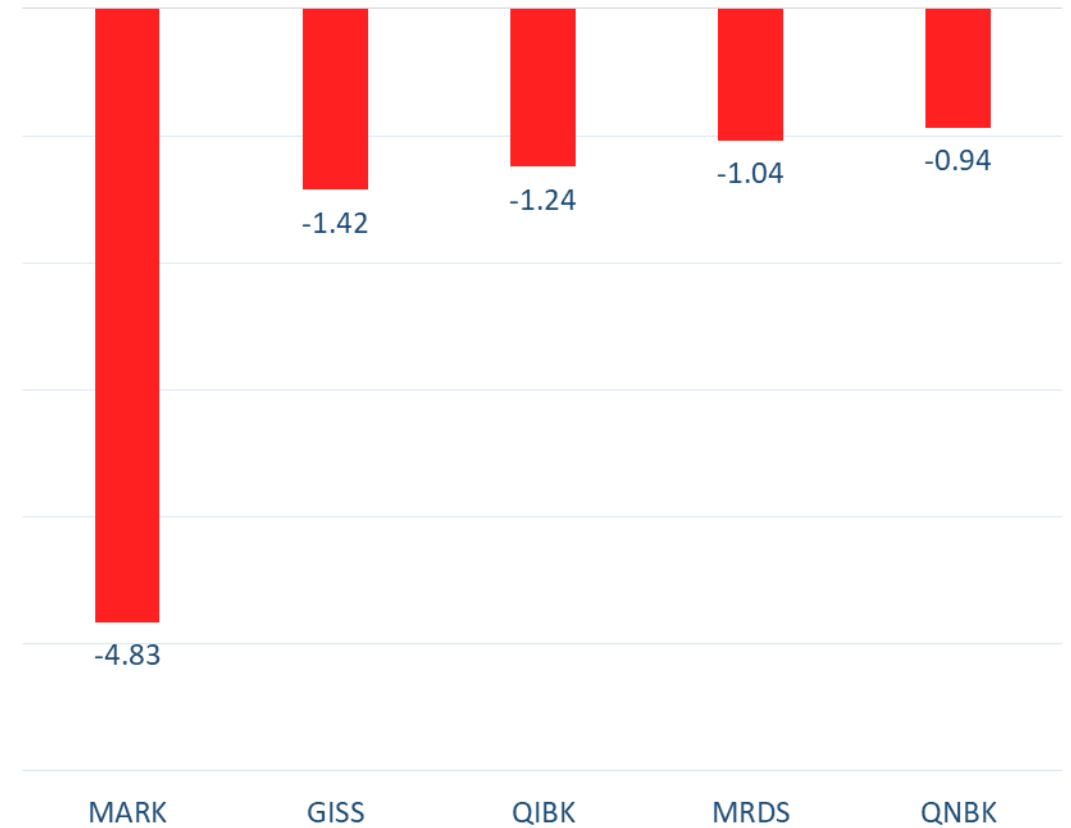
Nationality	Buy %	Sell %	Net
Qataris	54.37%	54.98%	-0.61%
GCC	10.07%	4.28%	5.79%
Arab	9.96%	10.07%	-0.11%
Foreigners	25.60%	30.67%	-5.07%

Top 5 Companies bought (net) by **Foreigners** in the last session



In million shares

Top 5 Companies sold (net) by **Foreigners** in the last session



In million shares

Top 5 Companies bought (net) by **Foreigners** over the last week



In million shares

Top 5 Companies sold (net) by **Foreigners** over the last week



In million shares



The figures represent a change in the number of shares.

Daily Change: The net change between 12th and 11th of January trading sessions

Change for the last 5 sessions: The total daily net change for the last 5 sessions.


Change for the last 10 sessions: The total daily net change for the last 10 sessions.

Change for the last 20 sessions: The total daily net change for the last 20 sessions.

DISCLAIMER:

The information contained was obtained from various public sources believed to be reliable, but we do not guarantee its accuracy. Wasata Financial Securities makes no representations or warranties (express or implied) regarding the data and information provided and Wasata Financial Securities does not represent that the information content of this document is complete, or free from any error, not misleading, or fit for any particular purpose. This report document provides general information only. Neither the information nor any opinion expressed constitutes an offer or an invitation to make an offer, to buy or sell any securities or other investment products related to such securities or investments.

This report document contained is subject to change without prior notice. Wasata assumes no responsibility to update the information in this report document.



Prepared by Financial Advisory Department


للأوراق المالية
FINANCIAL SECURITIES

+974 44498880

ramzi.qasmieh@Wasata.qa