



## Daily Report for Ownership Changes

15<sup>th</sup> of January 2023 Session

									15-Jan			
Company	Qatari				GCC				Foreigners			
	Daily Chg.	Last 5 Sessions Chg.	Last 10 Sessions Chg.	Last 20 Sessions Chg.	Daily Chg.	Last 5 Sessions Chg.	Last 10 Sessions Chg.	Last 20 Sessions Chg.	Daily Chg.	Last 5 Sessions Chg.	Last 10 Sessions Chg.	Last 20 Sessions Chg.
QNBK	644,058	745,652	-4,335,747	-8,035,431	1,000	-68,704	-68,704	-64,937	-645,058	-676,948	4,404,451	8,100,368
QIBK	310,748	2,437,198	5,164,085	8,994,750	747	-13,267	-26,786	-16,054	-311,495	-2,423,931	-5,137,299	-8,978,696
CBQK	-95,575	-3,178,170	-4,875,128	-3,014,844	0	-8,938	-9,592	0	95,575	3,187,108	4,884,720	3,014,844
DHBK	-3,106,098	-19,521,831	-22,786,960	-22,042,642	31,735	254,057	542,306	709,608	3,074,363	19,267,774	22,244,654	21,333,034
ABQK	0	-2,720	-2,720	27,784	0	0	0	0	0	2,720	2,720	-27,784
QIKK	22,945	-564,137	1,296,124	1,598,207	0	0	0	-50,000	-22,945	564,137	-1,296,124	-1,548,207
MARK	410,845	4,991,114	1,936,043	9,115,515	-55,079	-242,755	-153,945	-221,256	-355,766	-4,748,359	-1,782,098	-8,894,259
QFBQ	-1,423,839	-4,128,705	-1,084,349	-1,294,637	-15,000	6,156	16,156	16,156	1,438,839	4,122,549	1,068,193	1,278,481
NLCS	-57,508	2,628,804	2,730,317	2,412,269	0	20,467	90,236	337,668	57,508	-2,649,271	-2,820,553	-2,749,937
DBIS	-214,052	-1,203,906	-1,274,138	-875,565	-12,606	-25,097	-193,176	-50,674	226,658	1,229,003	1,467,314	926,239
QOIS	-83,671	-17,919	641,013	346,521	0	-130,499	-130,499	-231,013	83,671	148,418	-510,514	-115,508
IHGS	62,264	205,210	282,318	-243,866	0	-32,519	-29,519	0	-62,264	-172,691	-252,799	243,866
ZHCD	1,038	3,495	3,321	53,112	0	0	-17,344	-61,193	-1,038	-3,495	14,023	8,081
QGMD	-621,057	4,413,253	-154,379	-1,140,030	167,800	71,055	150,681	150,995	453,257	-4,484,308	3,698	989,035
SIIS	-1,229,795	1,655,304	3,616,956	-901,897	0	-7,753	44,066	-40,236	1,229,795	-1,647,551	-3,661,022	942,133
BLDN	174,167	-519,432	223,742	-370,437	0	-10,000	-48,299	-144,988	-174,167	529,432	-175,443	515,425
MCGS	-2,620	-94,213	-137,492	-15,392	0	0	0	0	2,620	94,213	137,492	15,392
QCFS	0	0	0	0	0	0	0	0	0	0	0	0
QFLS	-11,195	-1,077,536	-1,499,770	-1,917,084	0	0	340	-2,310	11,195	1,077,536	1,499,430	1,919,394
WDAM	-103,188	-28,405	-125,187	-140,798	0	-264	-264	-264	103,188	28,669	125,451	141,062
MCCS	26,046	127,609	194,738	199,100	-2,000	-4,000	-16,531	-6,044	-24,046	-123,609	-178,207	-193,056
MERS	897	-21,780	15,647	43,904	0	1,620	1,620	1,410	-897	20,160	-17,267	-45,314
QIMD	813	-43,710	-106,024	68,240	0	0	-53,640	-112,018	-813	43,710	159,664	43,778
QNCD	13,050	29,064	198,731	312,698	0	0	0	-7,688	-13,050	-29,064	-198,731	-305,010

									15-Jan			
Company	Qatari				GCC				Foreigners			
	Daily Chg.	Last 5 Sessions Chg.	Last 10 Sessions Chg.	Last 20 Sessions Chg.	Daily Chg.	Last 5 Sessions Chg.	Last 10 Sessions Chg.	Last 20 Sessions Chg.	Daily Chg.	Last 5 Sessions Chg.	Last 10 Sessions Chg.	Last 20 Sessions Chg.
IQCD	-284,992	-903,755	-6,169,887	-4,745,886	60,529	46,781	59,980	256,013	224,463	856,974	6,109,907	4,489,873
QIGD	-5,310	317,286	-703,616	-120,361	0	-7,196	22,804	62,804	5,310	-310,090	680,812	57,557
QEWS	117,783	1,417,509	1,609,245	1,086,348	0	0	0	0	-117,783	-1,417,509	-1,609,245	-1,086,348
AHCS	-182,689	299	-178,345	-25,319	0	-4,614	0	62,909	182,689	4,315	178,345	-37,590
GISS	-51,121	5,758,159	8,002,034	8,929,461	228	239,228	224,558	562,715	50,893	-5,997,387	-8,226,592	-9,492,176
MPHC	78,193	-6,757,438	-9,608,779	-11,326,550	547	547	-72,453	687	-78,740	6,756,891	9,681,232	11,325,863
IGRD	-52,700	-3,116,752	-6,471,224	-9,507,589	0	117,370	74,186	50,139	52,700	2,999,382	6,397,038	9,457,450
QAMC	258,027	2,135,602	-2,318,717	-6,003,823	-502,239	-194,486	-405,102	-412,671	244,212	-1,680,824	2,723,819	6,416,494
QATI	0	-706,369	-1,010,970	-3,054,861	0	0	0	0	0	706,369	1,010,970	3,054,861
DOHI	50,000	57,988	-13,804	-65,819	0	0	0	0	-50,000	-57,988	13,804	65,819
QGRI	250	-1,744	-44,735	-11,544	0	0	0	0	-250	1,744	44,735	11,544
AKHI	11,040	-53,281	-526,960	-548,740	0	-43,393	410	410	-11,040	96,674	526,550	548,330
QISI	0	7,248	11,895	73,483	0	0	0	0	0	-7,248	-11,895	-73,483
QLMI	167,974	171,140	165,990	123,877	0	0	0	0	-167,974	-171,140	-165,990	-123,877
UDCD	59,565	-552,967	-1,700,583	-628,308	0	-30,000	-30,000	-30,000	-59,565	582,967	1,730,583	658,308
BRES	-60,232	-1,672,204	-4,053,740	-823,716	0	0	3,600	3,600	60,232	1,672,204	4,050,140	820,116
ERES	877,597	1,219,147	-3,046,503	-5,524,664	0	287,640	209,802	28,305	-877,597	-1,506,787	2,836,701	5,496,359
MRDS	-563,557	2,834,410	-1,558,390	-3,272,299	0	-116,062	64,202	66,739	563,557	-2,718,348	1,494,188	3,205,560
ORDS	81,733	752,848	346,890	209,240	0	7,813	7,366	-2,839	-81,733	-760,661	-354,256	-206,401
VFQS	-126,140	-645,024	-748,946	-1,399,320	0	-41,174	-41,174	-239,312	126,140	671,767	775,689	1,605,662
QNNS	23,151	-173,435	-273,369	-2,281,942	0	0	0	0	-23,151	173,435	273,369	2,281,942
GWCS	3,000	-366,275	-964,754	-415,759	0	0	0	115,903	-3,000	366,275	964,754	299,856
QGTS	-140,812	-983,667	-5,211,298	-7,750,255	13,491	-17,606	-32,786	-48,277	127,321	1,001,273	5,244,084	7,798,532

## Trading values by nationality for the last Session

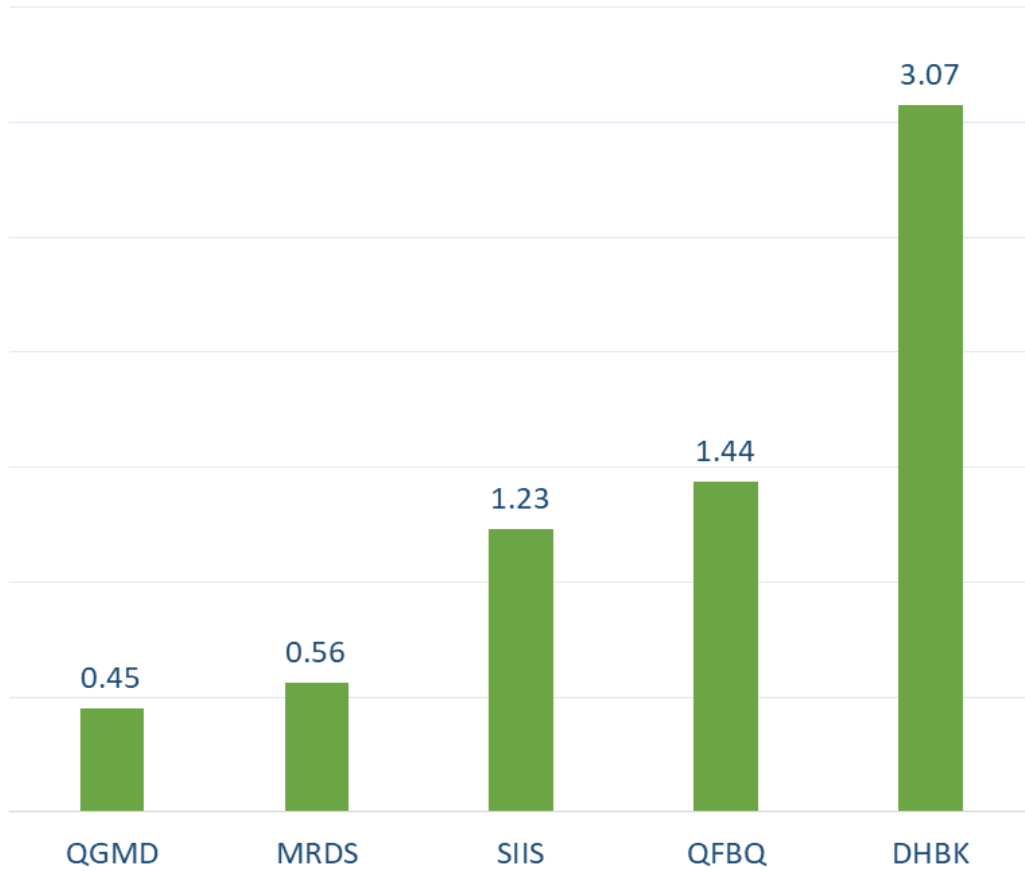
Nationality	Purchasing Value	Selling Value	Difference
Qataris	216.14	205.94	10.20
GCC	20.56	18.92	1.64
Arab	32.42	28.39	4.03
Foreigners	16.97	32.84	-15.87

In million QAR

## Trading by nationality for the last Session

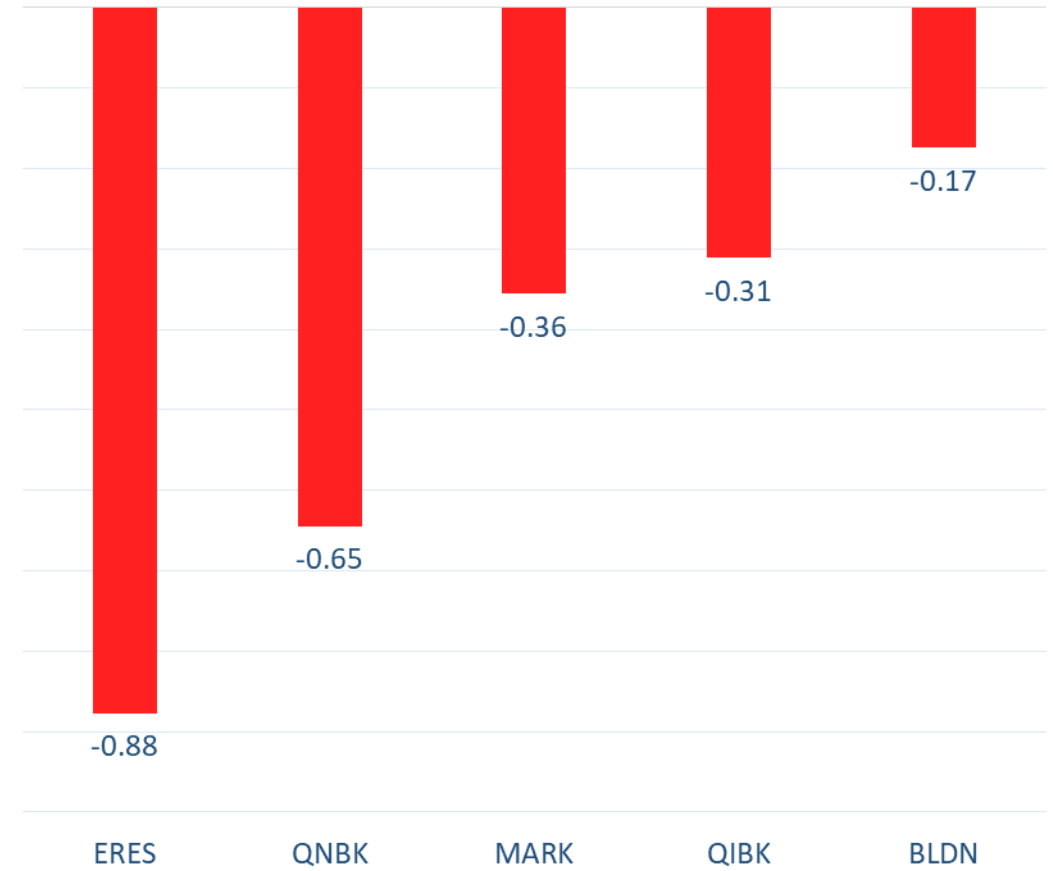
Nationality	Buy %	Sell %	Net
Qataris	75.55%	71.98%	3.57%
GCC	7.19%	6.61%	0.57%
Arab	11.33%	9.92%	1.41%
Foreigners	5.93%	11.48%	-5.55%

### Top 5 Companies bought (net) by **Foreigners** in the last session



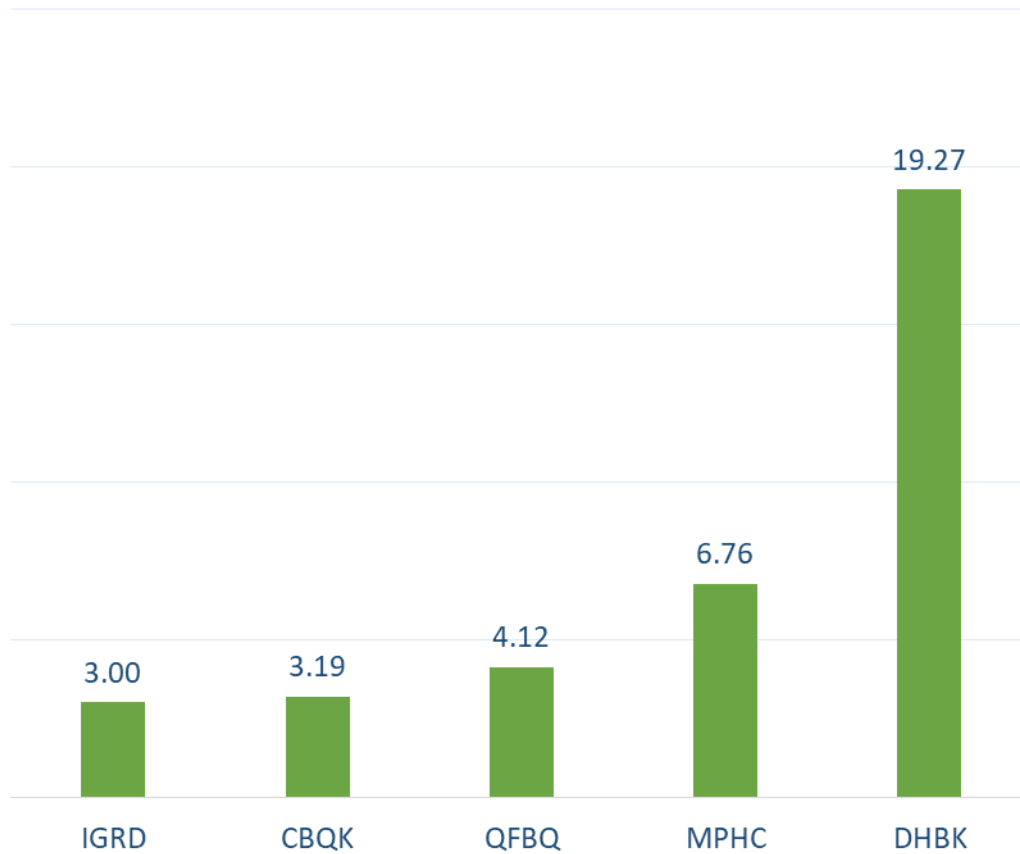
In million shares

### Top 5 Companies sold (net) by **Foreigners** in the last session



In million shares

### Top 5 Companies bought (net) by **Foreigners** over the last week



In million shares

### Top 5 Companies sold (net) by **Foreigners** over the last week



In million shares



The figures represent a change in the number of shares.

Daily Change: The net change between 15<sup>th</sup> and 12<sup>th</sup> of January trading sessions

Change for the last 5 sessions: The total daily net change for the last 5 sessions.

Change for the last 10 sessions: The total daily net change for the last 10 sessions.


Change for the last 20 sessions: The total daily net change for the last 20 sessions.

## **DISCLAIMER:**

The information contained was obtained from various public sources believed to be reliable, but we do not guarantee its accuracy. Wasata Financial Securities makes no representations or warranties (express or implied) regarding the data and information provided and Wasata Financial Securities does not represent that the information content of this document is complete, or free from any error, not misleading, or fit for any particular purpose. This report document provides general information only. Neither the information nor any opinion expressed constitutes an offer or an invitation to make an offer, to buy or sell any securities or other investment products related to such securities or investments.

This report document contained is subject to change without prior notice. Wasata assumes no responsibility to update the information in this report document.





Prepared by Financial Advisory Department

  
للأوراق المالية  
FINANCIAL SECURITIES

+974 44498880

[ramzi.qasmieh@Wasata.qa](mailto:ramzi.qasmieh@Wasata.qa)