



Daily Report for Ownership Changes

17th of January 2023 Session

Company									17-Jan			
	Qatari				GCC				Foreigners			
	Daily Chg.	Last 5 Sessions Chg.	Last 10 Sessions Chg.	Last 20 Sessions Chg.	Daily Chg.	Last 5 Sessions Chg.	Last 10 Sessions Chg.	Last 20 Sessions Chg.	Daily Chg.	Last 5 Sessions Chg.	Last 10 Sessions Chg.	Last 20 Sessions Chg.
QNBK	1,824,791	4,064,695	1,477,088	-5,682,260	766	106,357	-43,643	-39,876	-1,825,557	-4,171,052	-1,433,445	5,722,136
QIBK	686,164	3,784,303	6,534,740	9,912,208	0	1,748	-20,306	-15,023	-686,164	-3,786,051	-6,514,434	-9,897,185
CBQK	-163,477	-2,416,994	-4,682,054	-4,528,023	0	0	-9,592	0	163,477	2,416,994	4,691,646	4,528,023
DHBK	1,534,507	-1,633,210	-14,566,921	-15,943,086	10,000	294,869	544,869	686,420	-1,544,507	1,338,341	14,022,052	15,256,666
ABQK	0	-2,720	-2,720	27,784	0	0	0	0	0	2,720	2,720	-27,784
QIHK	59,968	-279,116	-576,854	1,552,621	0	0	0	-50,000	-59,968	279,116	576,854	-1,502,621
MARK	2,532,078	14,426,389	4,532,511	9,857,705	25,886	-121,920	-211,017	-233,026	-2,557,964	-14,304,469	-4,321,494	-9,624,679
QFBQ	869,193	-194,670	-259,646	-2,087	0	-15,000	16,156	16,156	-869,193	209,670	243,490	-14,069
NLCS	2,591,071	2,064,560	5,433,089	5,669,605	11,211	44,663	31,678	185,879	-2,602,282	-2,109,223	-5,464,767	-5,855,484
DBIS	113,744	-624,012	-555,074	-539,624	0	-258,883	-383,908	-7,397	-113,744	882,895	938,982	547,021
QOIS	556,996	-260,251	844,692	422,830	0	38,500	-130,499	-213,544	-556,996	221,751	-714,193	-209,286
IHGS	-26,479	26,631	147,477	-115,395	0	0	-29,519	0	26,479	-26,631	-117,958	115,395
ZHCD	2,108	-1,322	9,483	52,294	0	0	-17,344	-61,193	-2,108	1,322	7,861	8,899
QGMD	-64,932	-1,030,222	303,466	-1,224,319	-63,123	-169,016	-11,192	-16,805	128,055	1,199,238	-292,274	1,241,124
SIIS	382,984	134,038	3,148,301	-42,102	0	31,028	18,961	-102,303	-382,984	-165,066	-3,167,262	144,405
BLDN	339,096	228,835	386,908	19,656	0	0	-44,508	-144,988	-339,096	-228,835	-342,400	125,332
MCGS	-20,205	-152,089	-220,781	-172,457	0	0	0	0	20,205	152,089	220,781	172,457
QCFS	0	0	0	0	0	0	0	0	0	0	0	0
QFLS	-663,838	-1,371,063	-2,255,840	-2,545,466	2,111	4,111	4,451	4,301	661,727	1,366,952	2,251,389	2,541,165
WDAM	7,881	56,444	24,364	-42,505	0	0	-264	-264	-7,881	-56,444	-24,100	42,769
MCCS	40,846	14,378	93,916	216,980	0	-7,664	-4,736	-6,044	-40,846	-6,714	-89,180	-210,936
MERS	-28,396	-68,203	-45,002	-36,499	-279	1,341	1,341	1,141	28,675	66,862	43,661	35,358
QIMD	545,440	633,602	574,508	638,810	0	0	-53,640	-53,640	-545,440	-633,602	-520,868	-585,170
QNCD	52,024	39,573	167,584	306,424	0	0	0	-7,688	-52,024	-39,573	-167,584	-298,736

									17-Jan			
Company	Qatari				GCC				Foreigners			
	Daily Chg.	Last 5 Sessions Chg.	Last 10 Sessions Chg.	Last 20 Sessions Chg.	Daily Chg.	Last 5 Sessions Chg.	Last 10 Sessions Chg.	Last 20 Sessions Chg.	Daily Chg.	Last 5 Sessions Chg.	Last 10 Sessions Chg.	Last 20 Sessions Chg.
IQCD	375,816	1,517,498	-2,493,596	-4,856,957	1,416	117,318	70,867	95,240	-377,232	-1,634,816	2,422,729	4,761,717
QIGD	-212,859	-125,499	-679,440	-288,699	20,000	20,000	42,804	42,804	192,859	105,499	636,636	245,895
QEWS	290,690	1,786,965	1,959,083	1,815,246	0	2	2	2	-290,690	-1,786,967	-1,959,085	-1,815,248
AHCS	-6,940	-249,495	-169,794	-59,646	0	0	-4,614	62,909	6,940	249,495	174,408	-3,263
GISS	2,073,488	5,159,780	8,832,926	10,552,781	-7,778	-92,667	-58,448	304,709	-2,065,710	-5,067,113	-8,774,478	-10,857,490
MPHC	1,126,307	-2,357,405	-7,501,896	-8,745,285	12,120	-47,080	-12,277	10,260	-1,138,427	2,404,485	7,514,173	8,735,025
IGRD	-82,336	-2,696,573	-5,234,448	-8,277,641	0	111,978	19,525	79,881	82,336	2,584,595	5,214,923	8,197,760
QAMC	4,201,342	573,534	5,172,969	-1,209,400	-30,928	-573,328	-510,454	-419,296	-4,170,414	-206	-4,662,515	1,628,696
QATI	-151,575	-929,266	-995,472	-1,346,408	0	-20,000	-20,000	-20,000	151,575	949,266	1,015,472	1,366,408
DOHI	961	59,508	-9,943	-65,858	0	0	0	0	-961	-59,508	9,943	65,858
QGRI	63,952	60,643	22,208	52,408	0	0	0	0	-63,952	-60,643	-22,208	-52,408
AKHI	273,777	305,224	-147,270	-418,358	0	0	-46,100	410	-273,777	-305,224	193,370	417,948
QISI	0	-2,676	8,181	59,919	0	0	0	0	0	2,676	-8,181	-59,919
QLMI	-3,749	162,199	165,185	125,377	0	0	0	0	3,749	-162,199	-165,185	-125,377
UDCD	-287,102	-447,492	-846,954	-864,459	0	0	-30,000	-30,000	287,102	447,492	876,954	894,459
BRES	-353,496	-1,580,239	-3,575,624	-2,278,874	0	0	-11,400	3,600	353,496	1,580,239	3,587,024	2,275,274
ERES	1,337,697	5,785,575	1,180,459	-3,713,018	0	-172,545	299,874	54,349	-1,337,697	-5,613,030	-1,480,333	3,658,669
MRDS	-116,690	140,132	-3,348,873	-3,329,240	96,415	179,425	179,425	131,962	20,275	-319,557	3,169,448	3,197,278
ORDS	-13,470	947,186	875,504	292,082	-5,000	811	11,494	-10,553	18,470	-947,997	-886,998	-281,529
VFQS	-124,093	-782,028	-939,602	-685,942	0	3,000	-41,174	-236,476	124,093	779,028	966,345	902,530
QNNS	-3,268	-58,091	-210,451	-1,229,627	0	0	0	0	3,268	58,091	210,451	1,229,627
GWCS	107,886	92,446	-963,236	-325,192	0	0	0	115,903	-107,886	-92,446	963,236	209,289
QGTS	-782,270	-1,203,800	-5,144,870	-7,262,666	0	9,746	9,749	-9,841	782,270	1,194,054	5,135,121	7,272,507

Trading values by nationality for the last Session

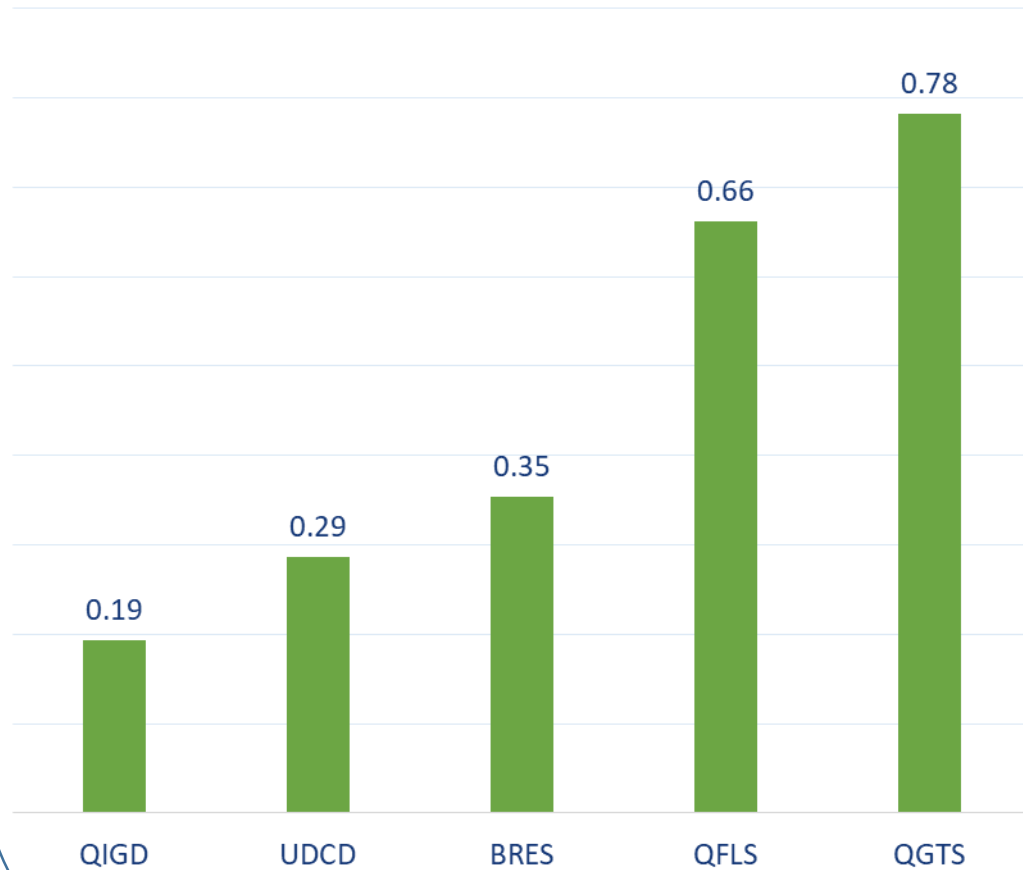
Nationality	Purchasing Value	Selling Value	Difference
Qataris	408.10	340.27	67.83
GCC	31.10	47.76	-16.66
Arab	53.43	65.86	-12.43
Foreigners	176.62	215.36	-38.74

In million QAR

Trading by nationality for the last Session

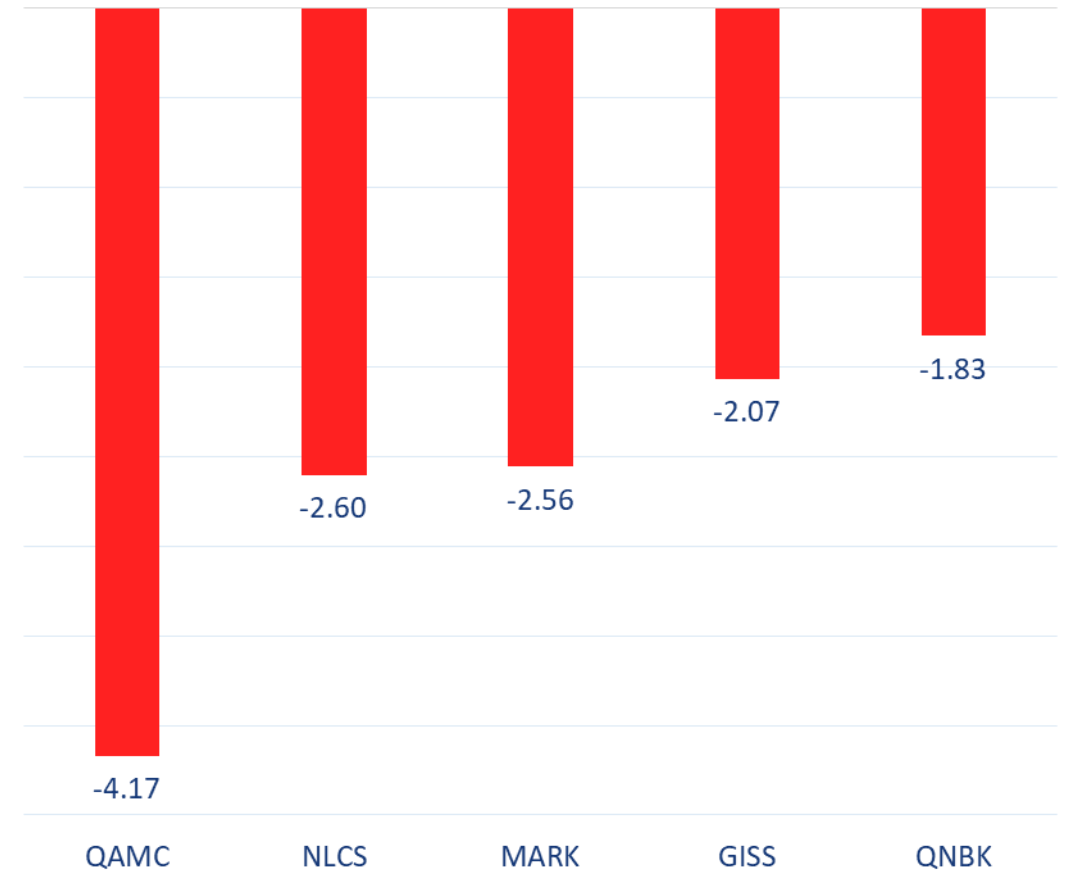
Nationality	Buy %	Sell %	Net
Qataris	60.98%	50.84%	10.13%
GCC	4.65%	7.14%	-2.49%
Arab	7.98%	9.84%	-1.86%
Foreigners	26.39%	32.18%	-5.79%

Top 5 Companies bought (net) by **Foreigners** in the last session



In million shares

Top 5 Companies sold (net) by **Foreigners** in the last session



In million shares

Top 5 Companies bought (net) by **Foreigners** over the last week



In million shares

Top 5 Companies sold (net) by **Foreigners** over the last week



In million shares



The figures represent a change in the number of shares.

Daily Change: The net change between 17th and 16th of January trading sessions

Change for the last 5 sessions: The total daily net change for the last 5 sessions.


Change for the last 10 sessions: The total daily net change for the last 10 sessions.

Change for the last 20 sessions: The total daily net change for the last 20 sessions.

DISCLAIMER:

The information contained was obtained from various public sources believed to be reliable, but we do not guarantee its accuracy. Wasata Financial Securities makes no representations or warranties (express or implied) regarding the data and information provided and Wasata Financial Securities does not represent that the information content of this document is complete, or free from any error, not misleading, or fit for any particular purpose. This report document provides general information only. Neither the information nor any opinion expressed constitutes an offer or an invitation to make an offer, to buy or sell any securities or other investment products related to such securities or investments.

This report document contained is subject to change without prior notice. Wasata assumes no responsibility to update the information in this report document.



Prepared by Financial Advisory Department


للأوراق المالية
FINANCIAL SECURITIES

+974 44498880

ramzi.qasmieh@Wasata.qa