



## Daily Report for Ownership Changes

18<sup>th</sup> of January 2023 Session

Company									18-Jan			
	Qatari				GCC				Foreigners			
	Daily Chg.	Last 5 Sessions Chg.	Last 10 Sessions Chg.	Last 20 Sessions Chg.	Daily Chg.	Last 5 Sessions Chg.	Last 10 Sessions Chg.	Last 20 Sessions Chg.	Daily Chg.	Last 5 Sessions Chg.	Last 10 Sessions Chg.	Last 20 Sessions Chg.
QNBK	1,802,417	5,869,557	4,141,043	-4,136,749	0	106,357	-43,643	-48,678	-1,802,417	-5,975,914	-4,097,400	4,185,427
QIBK	488,296	3,528,899	6,700,125	10,296,620	0	1,748	-15,490	-15,023	-488,296	-3,530,647	-6,684,635	-10,281,597
CBQK	219,223	-1,494,424	-4,450,801	-4,986,911	0	-8,351	0	0	-219,223	1,502,775	4,450,801	4,986,911
DHBK	-10,839	1,071,982	-13,826,886	-15,994,002	65,277	360,146	610,146	751,697	-54,438	-1,432,128	13,216,740	15,242,305
ABQK	804	804	-1,916	28,588	0	0	0	0	-804	-804	1,916	-28,588
QIIK	-60,830	-310,296	-592,387	1,458,505	0	0	0	-50,000	60,830	310,296	592,387	-1,408,505
MARK	-3,752,133	5,786,491	1,376,923	7,189,231	29,922	-121,604	-164,292	-201,792	3,722,211	-5,664,887	-1,212,631	-6,987,439
QFBQ	-1,030,553	-750,402	-3,698,850	-1,097,903	0	-15,000	6,156	16,156	1,030,553	765,402	3,692,694	1,081,747
NLCS	288,126	2,460,142	5,553,399	4,637,480	0	64,739	31,678	172,546	-288,126	-2,524,881	-5,585,077	-4,810,026
DBIS	47,566	-515,297	-236,503	-891,717	-4,000	-15,376	-289,140	-23,898	-43,566	530,673	525,643	915,615
QOIS	25,887	253,558	602,362	314,717	852	852	-129,647	-212,692	-26,739	-254,410	-472,715	-102,025
IHGS	20,062	64,333	143,126	-114,902	0	0	-29,519	0	-20,062	-64,333	-113,607	114,902
ZHCD	3,660	3,238	13,143	52,454	0	0	-17,344	-58,693	-3,660	-3,238	4,201	6,239
QGMD	180,220	-799,695	2,366,973	-725,443	7,499	-161,517	-3,693	-74,492	-187,719	961,212	-2,363,280	799,935
SIIS	78,032	-1,206,673	3,159,719	-569,259	-5,001	-36,893	13,960	-107,304	-73,031	1,243,566	-3,173,679	676,563
BLDN	173,075	442,033	242,105	27,052	-52,667	-52,667	-97,175	-197,666	-120,408	-389,366	-144,930	170,614
MCGS	-188,673	-287,872	-389,025	-361,131	0	0	0	0	188,673	287,872	389,025	361,131
QCFS	0	0	0	0	0	0	0	0	0	0	0	0
QFLS	-182,301	-1,349,823	-2,386,520	-2,625,591	-2,011	2,100	2,440	2,290	184,312	1,347,723	2,384,080	2,623,301
WDAM	-416,154	-387,656	-365,761	-461,559	0	0	-264	-264	416,154	387,656	366,025	461,823
MCCS	-176,606	-156,603	-38,445	124,840	0	-2,000	-9,986	-6,044	176,606	158,603	48,431	-118,796
MERS	-34,316	-98,204	-113,565	-63,607	0	-279	1,341	1,141	34,316	98,483	112,224	62,466
QIMD	-94,989	558,753	484,519	545,419	0	0	-53,640	-53,640	94,989	-558,753	-430,879	-491,779
QNCD	-22,758	16,087	77,256	283,666	0	0	0	-7,688	22,758	-16,087	-77,256	-275,978

									18-Jan			
Company	Qatari				GCC				Foreigners			
	Daily Chg.	Last 5 Sessions Chg.	Last 10 Sessions Chg.	Last 20 Sessions Chg.	Daily Chg.	Last 5 Sessions Chg.	Last 10 Sessions Chg.	Last 20 Sessions Chg.	Daily Chg.	Last 5 Sessions Chg.	Last 10 Sessions Chg.	Last 20 Sessions Chg.
IQCD	-895,298	387,196	-2,350,487	-5,509,673	-825	116,493	69,043	94,415	896,123	-503,689	2,281,444	5,415,258
QIGD	-195,592	-195,832	-946,934	-597,129	0	20,000	30,789	42,804	195,592	175,832	916,145	554,325
QEWS	160,376	1,484,192	2,019,040	2,029,161	0	2	2	2	-160,376	-1,484,194	-2,019,042	-2,029,163
AHCS	12,216	-169,683	-100,772	961	4,000	4,000	-614	66,909	-16,216	165,683	101,386	-67,870
GISS	1,511,543	4,327,904	9,840,315	12,837,769	0	-249,667	-48,448	342,839	-1,511,543	-4,078,237	-9,791,867	-13,180,608
MPHC	-2,402,881	-3,106,506	-10,270,552	-11,005,438	20,000	30,120	13,620	30,260	2,382,881	3,076,386	10,256,932	10,975,178
IGRD	-31,723	-1,859,790	-5,847,354	-7,652,971	0	7,294	1,542	54,637	31,723	1,852,496	5,845,812	7,598,334
QAMC	385,034	5,128,515	6,383,228	-449,551	-331	-555,322	-544,145	-407,162	-384,703	-4,573,193	-5,839,083	856,713
QATI	33,833	-450,573	-933,975	-1,312,575	0	-20,000	-20,000	-20,000	-33,833	470,573	953,975	1,332,575
DOHI	5,018	55,979	68,582	-60,840	-5,000	-5,000	-5,000	-5,000	-18	-50,979	-63,582	65,840
QGRI	-8,000	56,202	14,208	44,408	0	0	0	0	8,000	-56,202	-14,208	-44,408
AKHI	105,794	498,867	208,886	-304,744	0	0	-15,393	410	-105,794	-498,867	-193,493	304,334
QISI	0	-1,376	8,348	42,450	0	0	0	0	0	1,376	-8,348	-42,450
QLMI	-35,935	126,264	134,755	96,444	0	0	0	0	35,935	-126,264	-134,755	-96,444
UDCD	-539,892	-807,862	-1,464,577	-1,585,343	0	0	-30,000	-30,000	539,892	807,862	1,494,577	1,615,343
BRES	-590,397	-1,924,535	-3,958,008	-3,379,851	0	0	-11,650	3,600	590,397	1,924,535	3,969,658	3,376,251
ERES	266,307	3,472,966	2,162,733	-3,359,685	0	17,444	329,874	54,349	-266,307	-3,490,410	-2,492,607	3,305,336
MRDS	-362,466	-467,989	-1,500,812	-2,947,395	0	146,415	179,425	131,962	362,466	321,574	1,321,387	2,815,433
ORDS	10,085	564,028	593,297	298,100	0	-6,789	11,494	-4,903	-10,085	-557,239	-604,791	-293,197
VFQS	-133,203	-699,686	-1,123,347	-1,013,661	0	3,000	-41,174	-52,000	133,203	696,686	1,150,090	1,045,773
QNNS	62,225	85,604	-15,574	-984,210	0	0	0	0	-62,225	-85,604	15,574	984,210
GWCS	71	124,277	-969,061	-658,540	0	0	0	0	-71	-124,277	969,061	658,540
QGTS	-891,479	-1,864,200	-5,195,532	-7,771,056	-48,585	-58,739	-38,636	-71,040	940,064	1,922,939	5,234,168	7,842,096

## Trading values by nationality for the last Session

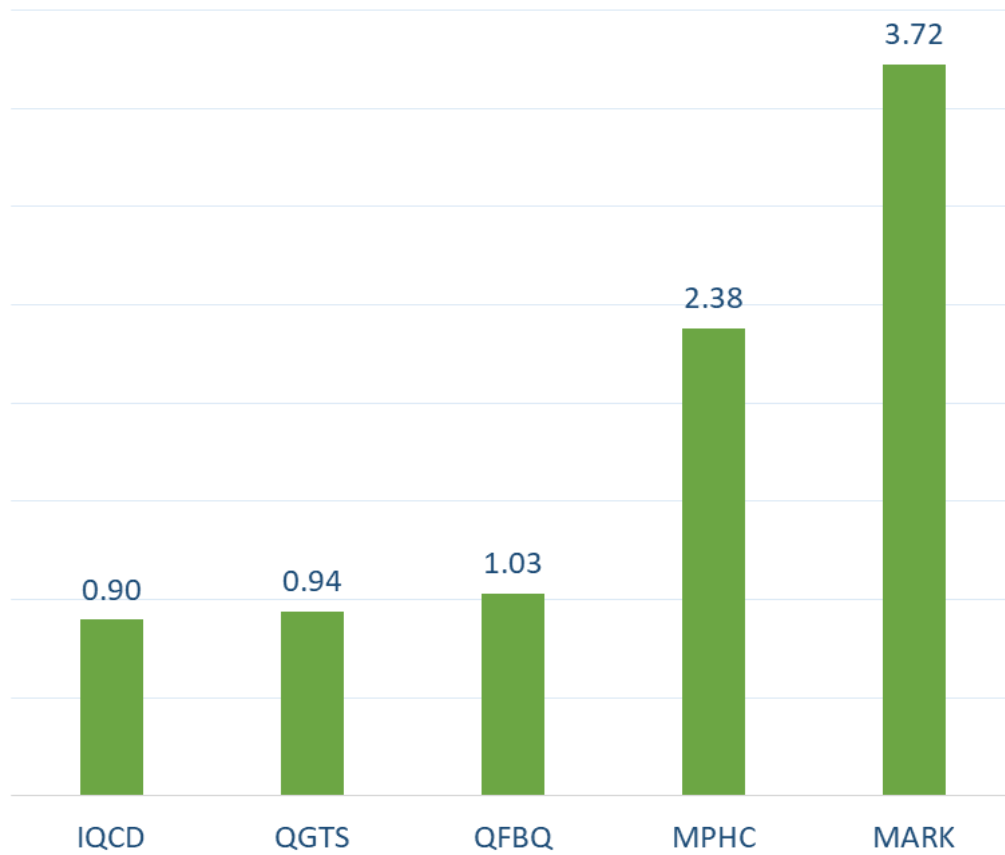
Nationality	Purchasing Value	Selling Value	Difference
Qataris	282.51	277.39	5.12
GCC	26.76	35.28	-8.52
Arab	41.89	35.04	6.85
Foreigners	138.35	141.79	-3.44

In million QAR

## Trading by nationality for the last Session

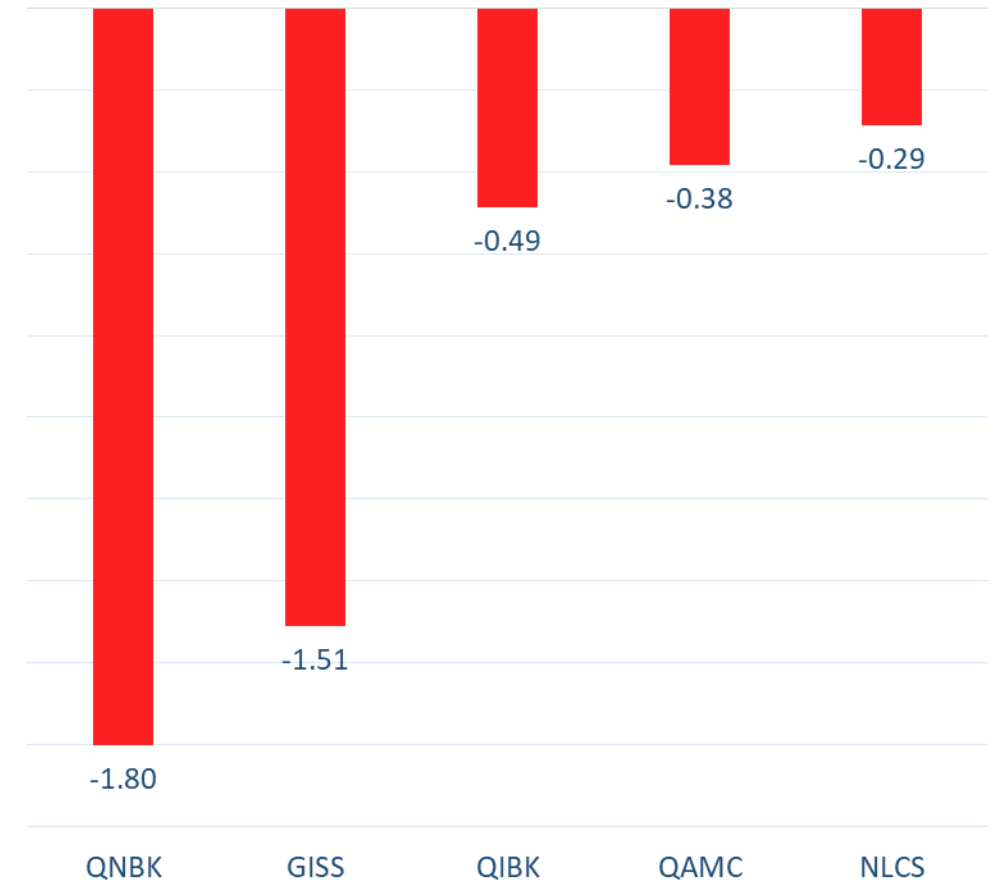
Nationality	Buy %	Sell %	Net
Qataris	57.71%	56.67%	1.05%
GCC	5.47%	7.21%	-1.74%
Arab	8.56%	7.16%	1.40%
Foreigners	28.26%	28.97%	-0.70%

Top 5 Companies bought (net) by **Foreigners** in the last session



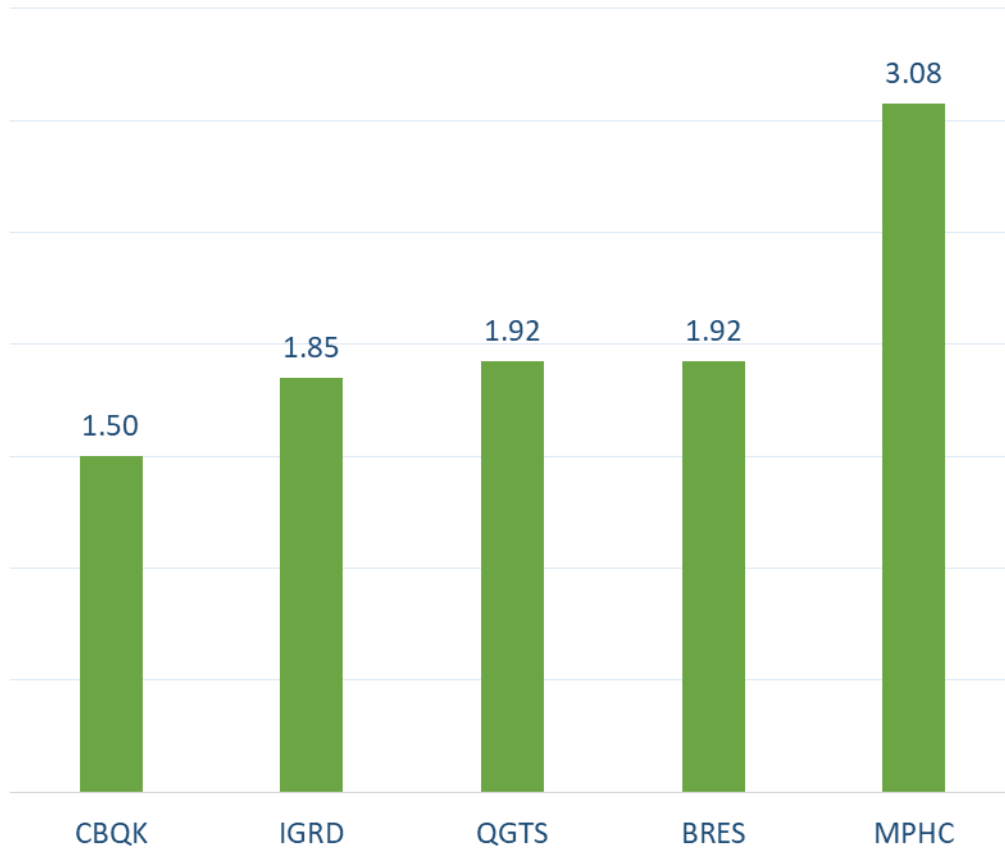
In million shares

Top 5 Companies sold (net) by **Foreigners** in the last session



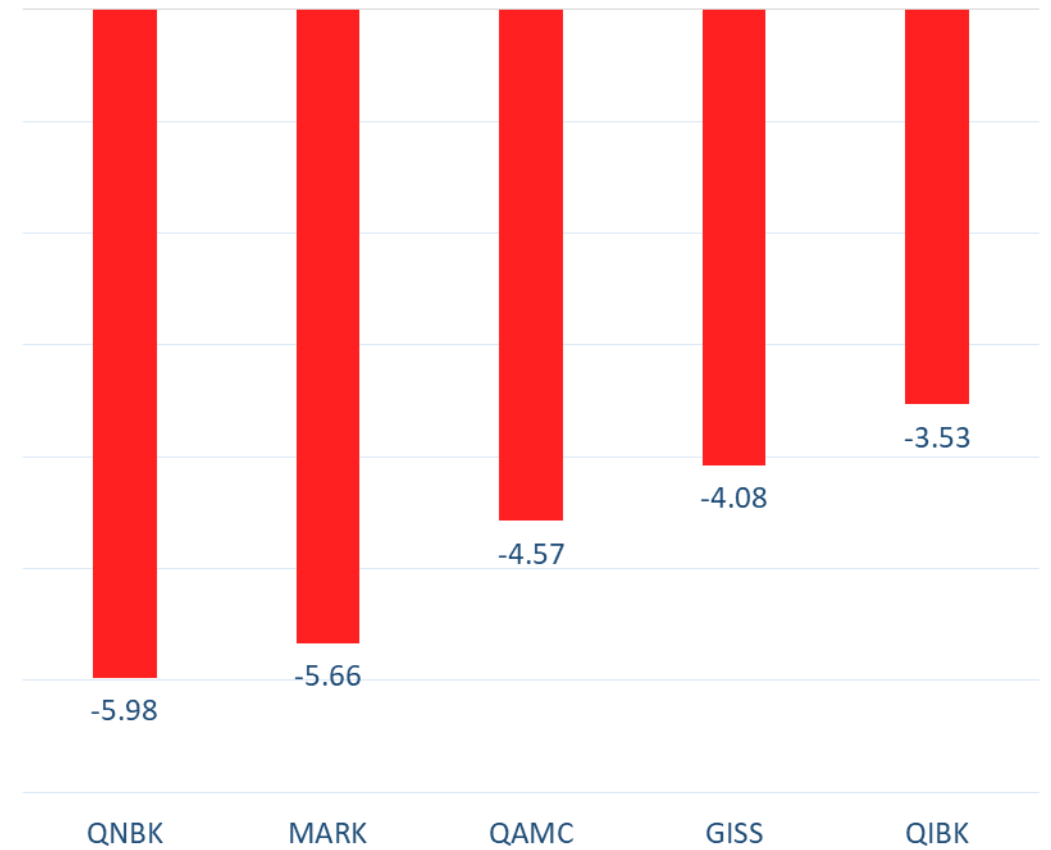
In million shares

### Top 5 Companies bought (net) by **Foreigners** over the last week



In million shares

### Top 5 Companies sold (net) by **Foreigners** over the last week



In million shares



The figures represent a change in the number of shares.

Daily Change: The net change between 18<sup>th</sup> and 17<sup>th</sup> of January trading sessions

Change for the last 5 sessions: The total daily net change for the last 5 sessions.

Change for the last 10 sessions: The total daily net change for the last 10 sessions.


Change for the last 20 sessions: The total daily net change for the last 20 sessions.

## **DISCLAIMER:**

The information contained was obtained from various public sources believed to be reliable, but we do not guarantee its accuracy. Wasata Financial Securities makes no representations or warranties (express or implied) regarding the data and information provided and Wasata Financial Securities does not represent that the information content of this document is complete, or free from any error, not misleading, or fit for any particular purpose. This report document provides general information only. Neither the information nor any opinion expressed constitutes an offer or an invitation to make an offer, to buy or sell any securities or other investment products related to such securities or investments.

This report document contained is subject to change without prior notice. Wasata assumes no responsibility to update the information in this report document.





Prepared by Financial Advisory Department

  
للأوراق المالية  
FINANCIAL SECURITIES

+974 44498880

[ramzi.qasmieh@Wasata.qa](mailto:ramzi.qasmieh@Wasata.qa)