



## Daily Report for Ownership Changes

23<sup>rd</sup> of January 2023 Session

Company									23-Jan			
	Qatari				GCC				Foreigners			
	Daily Chg.	Last 5 Sessions Chg.	Last 10 Sessions Chg.	Last 20 Sessions Chg.	Daily Chg.	Last 5 Sessions Chg.	Last 10 Sessions Chg.	Last 20 Sessions Chg.	Daily Chg.	Last 5 Sessions Chg.	Last 10 Sessions Chg.	Last 20 Sessions Chg.
QNBK	-1,146,593	2,135,292	4,939,521	-4,440,671	-2,637	-4,511	51,080	-53,955	1,149,230	-2,130,781	-4,990,601	4,494,626
QIBK	3,470	1,772,593	4,985,425	9,263,562	0	17,573	19,321	-3,483	-3,470	-1,790,166	-5,004,746	-9,260,079
CBQK	-264,096	-3,603,268	-6,162,186	-9,272,881	0	0	-8,938	0	264,096	3,603,268	6,171,124	9,272,881
DHBK	-197,681	2,283,044	-3,209,499	-15,342,290	-24,547	49,897	312,013	726,852	222,228	-2,332,941	2,897,486	14,615,438
ABQK	0	-196	-2,916	-2,916	0	0	0	0	0	196	2,916	2,916
QIHK	362,306	298,844	-200,844	1,843,818	279	33,022	33,022	-16,978	-362,585	-331,866	167,822	-1,826,840
MARK	-1,199,608	-3,206,213	5,908,681	5,289,898	-56,314	248,049	-64,113	-2,119	1,255,922	2,958,164	-5,844,568	-5,287,779
QFBQ	14,322	332,216	-3,143,784	-600,449	-22,392	377,608	381,070	393,764	8,070	-709,824	2,762,714	206,685
NLCS	1,297,344	5,192,800	5,817,050	8,283,820	25,881	-45,750	-22,528	139,332	-1,323,225	-5,147,050	-5,794,522	-8,423,152
DBIS	-163,206	-172,887	-1,231,527	-1,195,315	133,975	84,975	36,205	75,105	29,231	87,912	1,195,322	1,120,210
QOIS	-6,553	497,922	-70,587	1,375,263	0	852	-109,622	-129,647	6,553	-498,774	180,209	-1,245,616
IHGS	-77,404	-262,930	-118,864	-283,254	0	0	0	-11,281	77,404	262,930	118,864	294,535
ZHCD	-4,689	-1,746	-3,373	-1,816	0	0	0	-17,344	4,689	1,746	3,373	19,160
QGMD	-2,142,835	-3,376,214	962,357	-4,935,791	-194,821	106,274	165,205	58,205	2,337,656	3,269,940	-1,127,562	4,877,586
SIIS	-255,396	863,131	719,742	3,457,811	0	262,462	254,709	295,220	255,396	-1,125,593	-974,451	-3,753,031
BLDN	259,226	1,056,659	774,877	669,805	1,667	-51,000	-51,000	-104,470	-260,893	-1,005,659	-723,877	-565,335
MCGS	863	-301,860	-480,201	-521,114	0	0	0	0	-863	301,860	480,201	521,114
QCFS	0	0	0	0	0	0	0	0	0	0	0	0
QFLS	-789,609	-1,901,360	-2,769,704	-3,754,127	72,092	72,192	74,192	73,223	717,517	1,829,168	2,695,512	3,680,904
WDAM	86,570	-583,349	-530,456	-623,711	30,792	30,520	30,520	30,256	-117,362	552,829	499,936	593,455
MCCS	-40,755	-185,961	-181,056	-42,034	-10,000	-2,118	-10,118	-18,649	50,755	188,079	191,174	60,683
MERS	-4,755	-120,618	-180,370	-91,741	0	-279	1,341	1,141	4,755	120,897	179,029	90,600
QIMD	-255,585	116,098	172,524	229,066	26,325	26,325	26,325	-27,315	229,260	-142,423	-198,849	-201,751
QNCD	-59,556	-275,613	-245,040	-17,688	0	0	0	0	59,556	275,613	245,040	17,688

									23-Jan			
Company	Qatari				GCC				Foreigners			
	Daily Chg.	Last 5 Sessions Chg.	Last 10 Sessions Chg.	Last 20 Sessions Chg.	Daily Chg.	Last 5 Sessions Chg.	Last 10 Sessions Chg.	Last 20 Sessions Chg.	Daily Chg.	Last 5 Sessions Chg.	Last 10 Sessions Chg.	Last 20 Sessions Chg.
IQCD	-33,030	-2,906,392	-1,982,015	-7,087,138	0	1,141	89,893	94,965	33,030	2,905,251	1,892,122	6,992,173
QIGD	8,262	-506,691	-187,559	-839,392	0	20,000	12,804	42,804	-8,262	486,691	174,755	796,588
QEWS	-119,223	428,428	2,056,374	2,157,950	0	0	2	2	119,223	-428,428	-2,056,376	-2,157,952
AHCS	4,372	-40,970	-52,577	-222,182	0	4,000	4,000	66,909	-4,372	36,970	48,577	155,273
GISS	-329,781	3,166,909	9,288,509	11,244,532	23,292	15,514	-7,486	256,131	306,489	-3,182,423	-9,281,023	-11,500,663
MPHC	-1,198,670	-4,135,223	-9,377,293	-14,237,674	-14,812	34,694	32,694	32,834	1,213,482	4,100,529	9,344,599	14,204,840
IGRD	-912,041	-617,102	-3,783,922	-8,767,990	75,786	30,306	154,970	114,231	836,255	586,796	3,628,952	8,653,759
QAMC	-757,279	1,250,626	2,176,743	-2,436,660	-715,855	-916,040	-1,632,544	-1,266,097	1,473,134	-334,586	-544,199	3,702,757
QATI	2,098	-306,426	-995,034	-1,329,346	0	0	-20,000	-20,000	-2,098	306,426	1,015,034	1,349,346
DOHI	32,868	53,847	112,394	-6,837	0	-5,000	-5,000	-5,000	-32,868	-48,847	-107,394	11,837
QGRI	0	67,768	66,024	56,724	0	-341	-341	-341	0	-67,427	-65,683	-56,383
AKHI	-48,871	183,585	37,110	-605,329	0	0	0	-109,713	48,871	-183,585	-37,110	715,042
QISI	-2,169	-7,119	-9,795	19,544	556	556	556	556	1,613	6,563	9,239	-20,100
QLMI	-3,000	-56,184	124,330	115,113	0	0	0	0	3,000	56,184	-124,330	-115,113
UDCD	-8,501	-1,202,222	-1,397,623	-2,028,402	0	0	0	-30,000	8,501	1,202,222	1,397,623	2,058,402
BRES	-870,576	-2,709,176	-4,087,010	-8,150,252	1,555	1,555	1,555	5,155	869,021	2,707,621	4,085,455	8,145,097
ERES	1,191,115	1,733,334	4,568,055	-2,561,499	0	-312,430	-338,696	-23,718	-1,191,115	-1,420,904	-4,229,359	2,585,217
MRDS	-557,171	-5,327,949	-5,860,615	-6,492,695	70	24,685	107,695	92,859	557,101	5,303,264	5,752,920	6,399,836
ORDS	-311,152	-702,445	170,118	-324,732	2,490	6,679	12,490	5,754	308,662	695,766	-195,740	318,978
VFQS	189,142	-260,801	-892,161	-888,782	-24,445	-54,445	-51,445	-106,445	-164,697	315,246	943,606	975,339
QNNS	-30,746	-304,903	-374,256	-422,199	0	0	0	0	30,746	304,903	374,256	422,199
GWCS	7,831	139,829	208,734	-861,573	0	0	0	0	-7,831	-139,829	-208,734	861,573
QGTS	-844,800	-4,143,775	-5,107,404	-10,676,631	-33,450	-182,057	-171,978	-184,988	878,250	4,325,832	5,279,382	10,861,619

## Trading values by nationality for the last Session

Nationality	Purchasing Value	Selling Value	Difference
Qataris	275.83	332.11	-56.27
GCC	37.36	28.73	8.63
Arab	40.15	42.86	-2.71
Foreigners	119.69	69.35	50.34

In million QAR

## Trading by nationality for the last Session

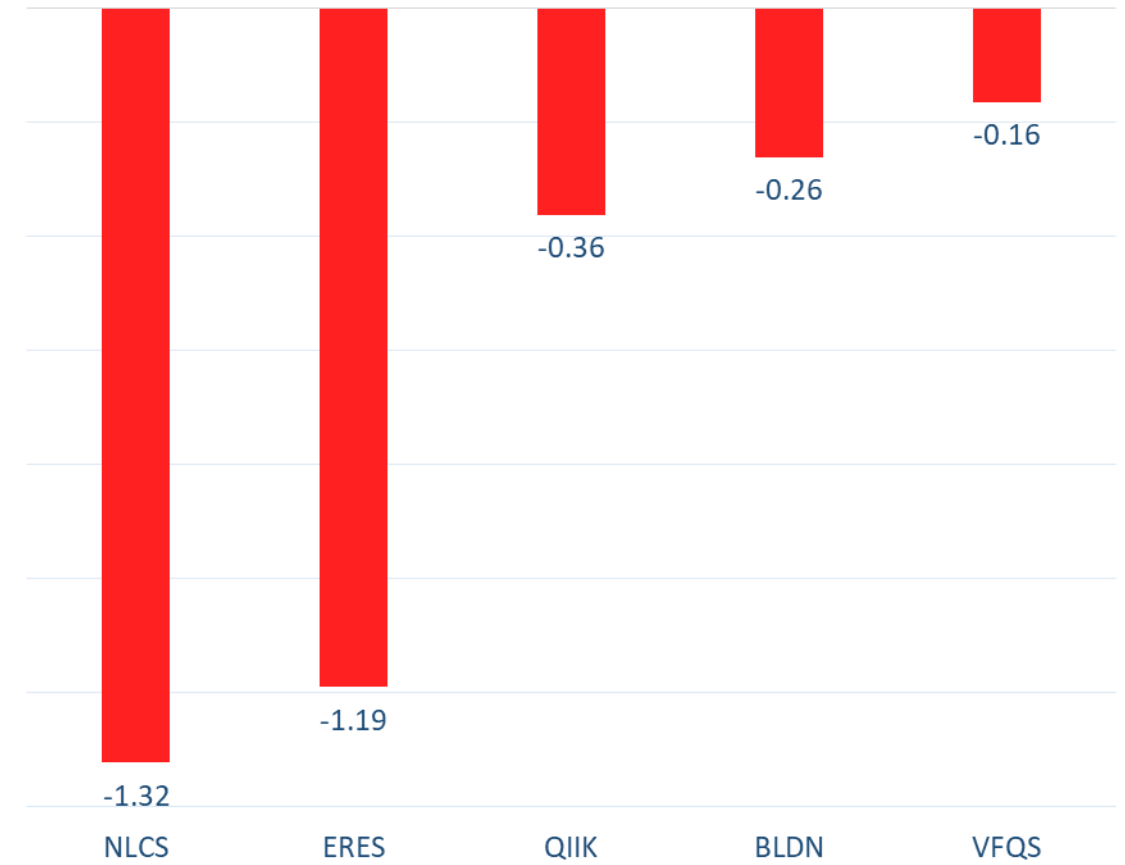
Nationality	Buy %	Sell %	Net
Qataris	58.31%	70.21%	-11.90%
GCC	7.90%	6.07%	1.82%
Arab	8.49%	9.06%	-0.57%
Foreigners	25.30%	14.66%	10.64%

### Top 5 Companies bought (net) by **Foreigners** in the last session



In million shares

### Top 5 Companies sold (net) by **Foreigners** in the last session



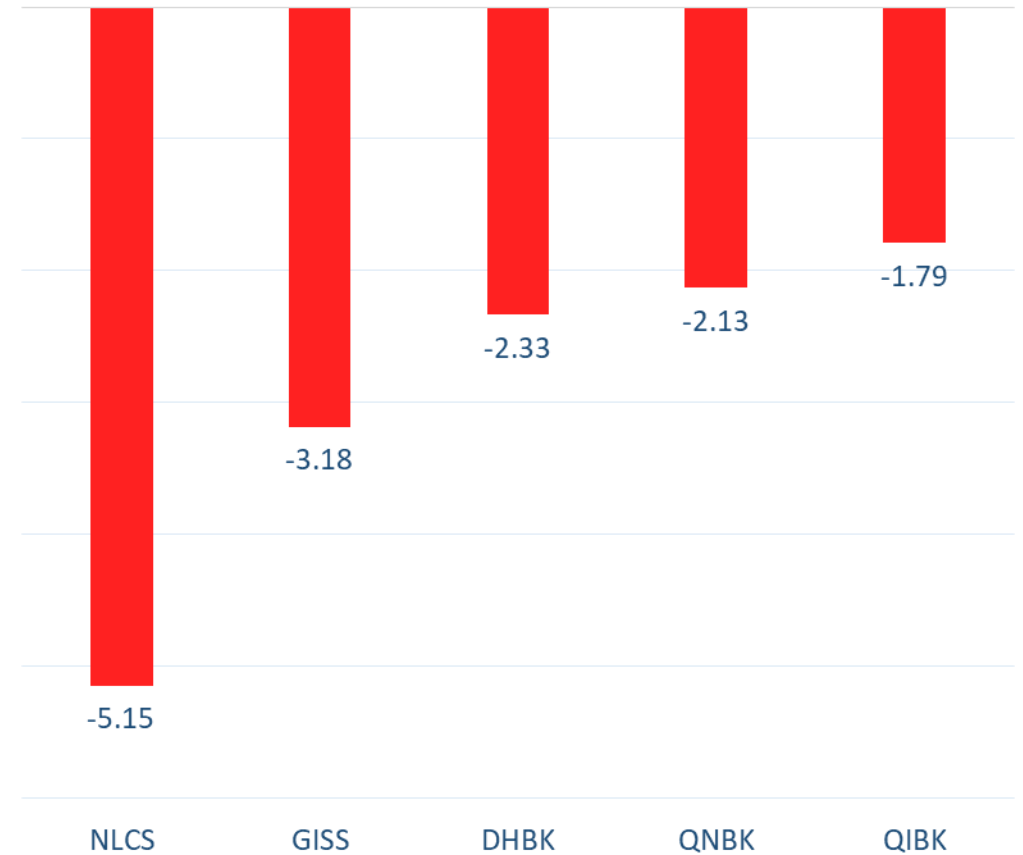
In million shares

### Top 5 Companies bought (net) by **Foreigners** over the last week



In million shares

### Top 5 Companies sold (net) by **Foreigners** over the last week



In million shares



The figures represent a change in the number of shares.

Daily Change: The net change between 23<sup>rd</sup> and 22<sup>nd</sup> of January trading sessions

Change for the last 5 sessions: The total daily net change for the last 5 sessions.

Change for the last 10 sessions: The total daily net change for the last 10 sessions.


Change for the last 20 sessions: The total daily net change for the last 20 sessions.

## **DISCLAIMER:**

The information contained was obtained from various public sources believed to be reliable, but we do not guarantee its accuracy. Wasata Financial Securities makes no representations or warranties (express or implied) regarding the data and information provided and Wasata Financial Securities does not represent that the information content of this document is complete, or free from any error, not misleading, or fit for any particular purpose. This report document provides general information only. Neither the information nor any opinion expressed constitutes an offer or an invitation to make an offer, to buy or sell any securities or other investment products related to such securities or investments.

This report document contained is subject to change without prior notice. Wasata assumes no responsibility to update the information in this report document.





Prepared by Financial Advisory Department

  
للأوراق المالية  
FINANCIAL SECURITIES

+974 44498880

[ramzi.qasmieh@Wasata.qa](mailto:ramzi.qasmieh@Wasata.qa)