



Daily Report for Ownership Changes

24th of January 2023 Session

									24-Jan			
Company	Qatari				GCC				Foreigners			
	Daily Chg.	Last 5 Sessions Chg.	Last 10 Sessions Chg.	Last 20 Sessions Chg.	Daily Chg.	Last 5 Sessions Chg.	Last 10 Sessions Chg.	Last 20 Sessions Chg.	Daily Chg.	Last 5 Sessions Chg.	Last 10 Sessions Chg.	Last 20 Sessions Chg.
QNBK	-284,165	26,336	4,091,031	-4,584,208	-2,013	-7,290	99,067	-55,968	286,178	-19,046	-4,190,098	4,640,176
QIBK	280,755	1,367,184	5,151,487	9,404,011	0	17,573	19,321	-2,789	-280,755	-1,384,757	-5,170,808	-9,401,222
CBQK	-465,859	-3,905,650	-6,322,644	-10,182,605	0	0	0	0	465,859	3,905,650	6,322,644	10,182,605
DHBK	-1,646,573	-898,036	-2,531,246	-16,973,588	-64,444	-24,547	270,322	662,408	1,711,017	922,583	2,260,924	16,311,180
ABQK	-136	-332	-3,052	-3,052	136	136	136	136	0	196	2,916	2,916
QIIK	-387,378	-148,502	-427,618	1,343,848	0	33,022	33,022	-16,978	387,378	115,480	394,596	-1,326,870
MARK	-2,049,838	-7,788,129	6,638,260	1,932,119	-13,069	209,094	87,174	2,859	2,062,907	7,579,035	-6,725,434	-1,934,978
QFBQ	-514,802	-1,051,779	-1,246,449	-883,553	0	377,608	362,608	393,764	514,802	674,171	883,841	489,789
NLCS	-496,981	2,104,748	4,169,308	8,131,792	0	-56,961	-12,298	76,577	496,981	-2,047,787	-4,157,010	-8,208,369
DBIS	370	-286,261	-910,273	-1,130,666	117,489	202,464	-56,419	178,594	-117,859	83,797	966,692	952,072
QOIS	424,708	365,634	105,383	1,530,745	0	852	39,352	-129,647	-424,708	-366,486	-144,735	-1,401,098
IHGS	88,067	-148,384	-121,753	2,159	0	0	0	-23,357	-88,067	148,384	121,753	21,198
ZHCD	-1,000	-4,854	-6,176	84	0	0	0	-17,344	1,000	4,854	6,176	17,260
QGMD	-1,789,268	-5,100,550	-6,130,772	-6,465,530	28,514	197,911	28,895	86,719	1,760,754	4,902,639	6,101,877	6,378,811
SIIS	-807,162	-327,015	-192,977	3,025,297	-102,338	160,124	191,152	192,882	909,500	166,891	1,825	-3,218,179
BLDN	42,013	759,576	988,411	686,948	0	-51,000	-51,000	-104,470	-42,013	-708,576	-937,411	-582,478
MCGS	-361,052	-642,707	-794,796	-883,559	0	0	0	0	361,052	642,707	794,796	883,559
QCFS	0	0	0	0	0	0	0	0	0	0	0	0
QFLS	-209,693	-1,447,215	-2,818,278	-4,057,043	0	70,081	74,192	73,373	209,693	1,377,134	2,744,086	3,983,670
WDAM	59,962	-531,268	-474,824	-610,206	-15,300	15,220	15,220	14,956	-44,662	516,048	459,604	595,250
MCCS	-44,239	-271,046	-256,668	-101,255	0	-2,118	-9,782	-18,649	44,239	273,164	266,450	119,904
MERS	1,755	-90,467	-158,670	-136,110	0	0	1,341	1,341	-1,755	90,467	157,329	134,769
QIMD	-203,839	-633,181	421	12,227	0	26,325	26,325	-27,315	203,839	606,856	-26,746	15,088
QNCD	-10,996	-338,633	-299,060	-30,798	0	0	0	0	10,996	338,633	299,060	30,798

Company	24-Jan											
	Qatari				GCC				Foreigners			
	Daily Chg.	Last 5 Sessions Chg.	Last 10 Sessions Chg.	Last 20 Sessions Chg.	Daily Chg.	Last 5 Sessions Chg.	Last 10 Sessions Chg.	Last 20 Sessions Chg.	Daily Chg.	Last 5 Sessions Chg.	Last 10 Sessions Chg.	Last 20 Sessions Chg.
IQCD	570,274	-2,711,934	-1,194,436	-6,340,695	25,741	25,466	142,784	115,333	-596,015	2,686,468	1,051,652	6,225,362
QIGD	-96,447	-390,279	-515,778	-1,217,712	0	0	20,000	42,804	96,447	390,279	495,778	1,174,908
QEWS	-37,370	100,368	1,887,333	2,179,455	0	0	2	2	37,370	-100,368	-1,887,335	-2,179,457
AHCS	-91,499	-125,529	-375,024	-336,993	0	4,000	4,000	4,000	91,499	121,529	371,024	332,993
GISS	1,514,447	2,607,868	7,767,648	10,708,900	-444	22,848	-69,819	104,400	-1,514,003	-2,630,716	-7,697,829	-10,813,300
MPHC	-401,245	-5,662,775	-8,020,180	-14,808,119	0	22,574	-24,506	20,834	401,245	5,640,201	8,044,686	14,787,285
IGRD	-433,662	-968,428	-3,665,001	-8,824,817	39,042	69,348	181,326	150,828	394,620	899,080	3,483,675	8,673,989
QAMC	745,259	-2,205,457	-1,631,923	-2,867,655	-942,682	-1,827,794	-2,401,122	-2,208,779	197,423	4,033,251	4,033,045	5,076,434
QATI	-1,932	-156,783	-1,086,049	-1,305,240	0	0	-20,000	-20,000	1,932	156,783	1,106,049	1,325,240
DOHI	5,000	57,886	117,394	-299	0	-5,000	-5,000	-5,000	-5,000	-52,886	-112,394	5,299
QGRI	-16,002	-12,186	48,457	8,436	-14,818	-15,159	-15,159	-15,159	30,820	27,345	-33,298	6,723
AKHI	-33,557	-123,749	181,475	-487,826	0	0	0	-20,031	33,557	123,749	-181,475	507,857
QISI	-8,741	-15,860	-18,536	7,082	0	556	556	556	8,741	15,304	17,980	-7,638
QLMI	-2,887	-55,322	106,877	112,255	0	0	0	0	2,887	55,322	-106,877	-112,255
UDCD	301,438	-613,682	-1,061,174	-1,928,964	0	0	0	-30,000	-301,438	613,682	1,061,174	1,958,964
BRES	-1,562	-2,357,242	-3,937,481	-8,160,049	-49,820	-48,265	-48,265	-44,665	51,382	2,405,507	3,985,746	8,204,714
ERES	-3,684,981	-3,289,344	2,496,231	-5,146,838	240,187	-72,243	-244,788	216,469	3,444,794	3,361,587	-2,251,443	4,930,369
MRDS	-900,155	-6,111,414	-5,971,282	-8,053,381	-29,142	-100,872	78,553	-21,283	929,297	6,212,286	5,892,729	8,074,664
ORDS	52,225	-636,750	310,436	-477,820	1,105	12,784	13,595	6,859	-53,330	623,966	-324,031	470,961
VFQS	-215,913	-352,621	-1,134,649	-1,084,015	-25,000	-79,445	-76,445	-137,834	240,913	432,066	1,211,094	1,201,961
QNNS	-69,674	-371,309	-429,400	-487,634	0	0	0	0	69,674	371,309	429,400	487,634
GWCS	9,155	41,098	133,544	-851,415	0	0	0	0	-9,155	-41,098	-133,544	851,415
QGTS	-1,255,596	-4,617,101	-5,820,901	-11,843,678	-93,299	-275,356	-265,610	-278,287	1,348,895	4,892,457	6,086,511	12,121,965

Trading values by nationality for the last Session

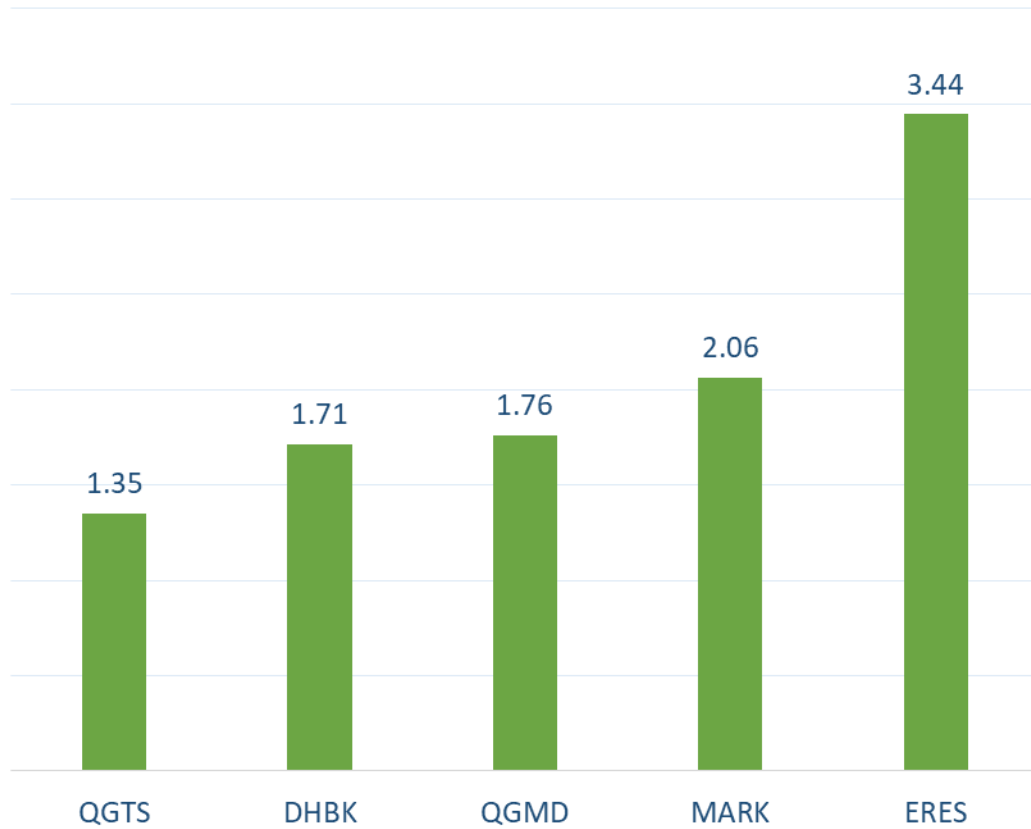
Nationality	Purchasing Value	Selling Value	Difference
Qataris	284.30	310.70	-26.40
GCC	27.53	35.57	-8.04
Arab	54.82	48.60	6.22
Foreigners	91.32	63.08	28.24

In million QAR

Trading by nationality for the last Session

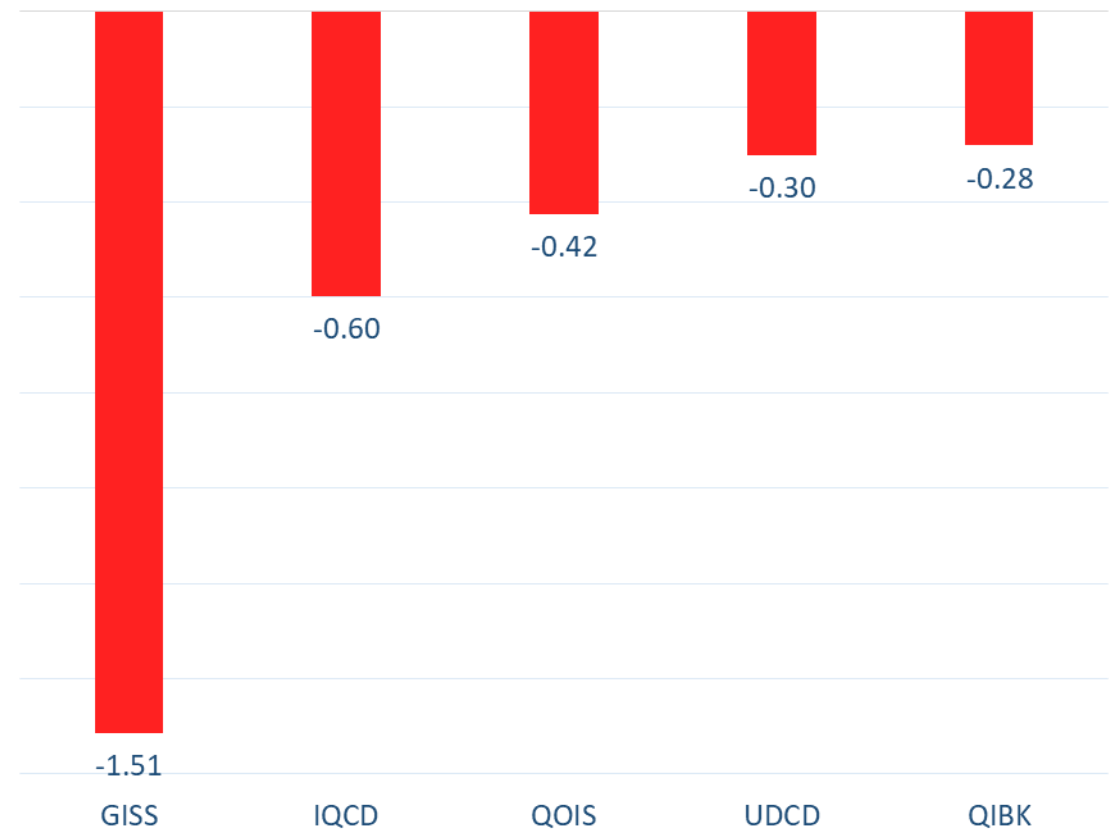
Nationality	Buy %	Sell %	Net
Qataris	62.07%	67.84%	-5.77%
GCC	6.01%	7.77%	-1.76%
Arab	11.98%	10.62%	1.36%
Foreigners	19.94%	13.77%	6.17%

Top 5 Companies bought (net) by **Foreigners** in the last session



In million shares

Top 5 Companies sold (net) by **Foreigners** in the last session



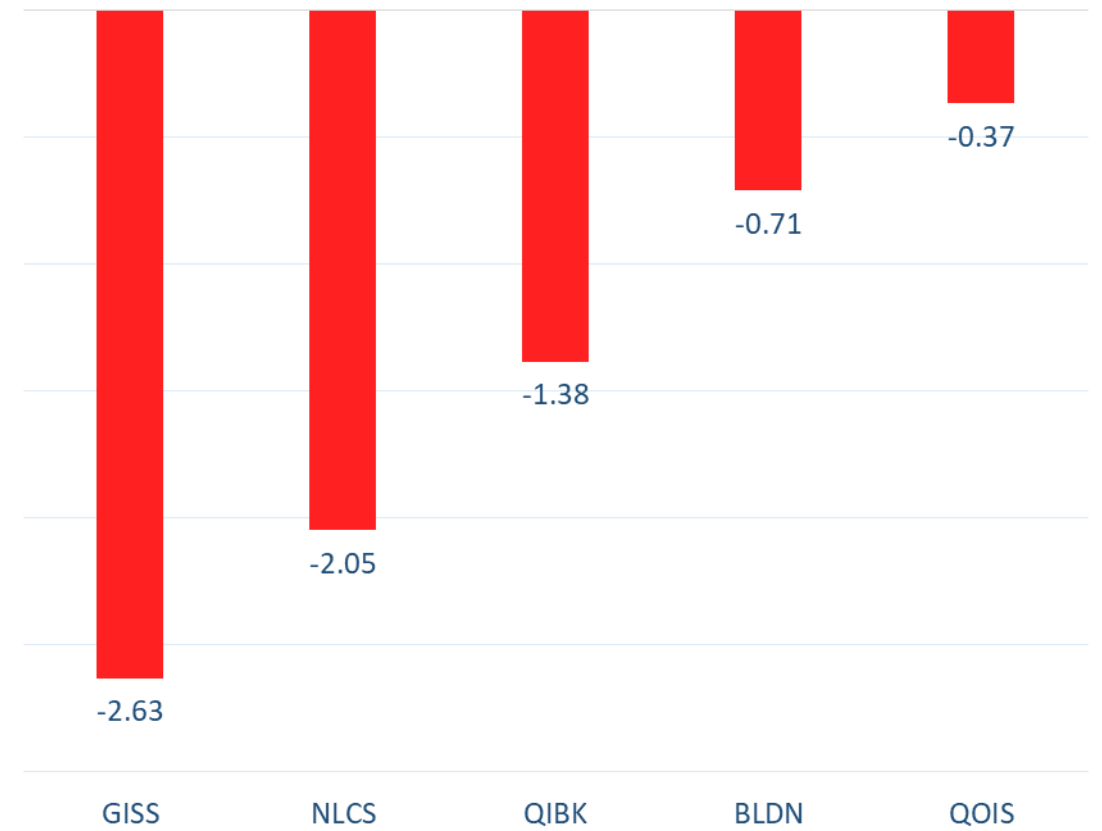
In million shares

Top 5 Companies bought (net) by **Foreigners** over the last week



In million shares

Top 5 Companies sold (net) by **Foreigners** over the last week



In million shares



The figures represent a change in the number of shares.

Daily Change: The net change between 24th and 23rd of January trading sessions

Change for the last 5 sessions: The total daily net change for the last 5 sessions.

Change for the last 10 sessions: The total daily net change for the last 10 sessions.

Change for the last 20 sessions: The total daily net change for the last 20 sessions.

DISCLAIMER:

The information contained was obtained from various public sources believed to be reliable, but we do not guarantee its accuracy. Wasata Financial Securities makes no representations or warranties (express or implied) regarding the data and information provided and Wasata Financial Securities does not represent that the information content of this document is complete, or free from any error, not misleading, or fit for any particular purpose. This report document provides general information only. Neither the information nor any opinion expressed constitutes an offer or an invitation to make an offer, to buy or sell any securities or other investment products related to such securities or investments.

This report document contained is subject to change without prior notice. Wasata assumes no responsibility to update the information in this report document.



Prepared by Financial Advisory Department


للأوراق المالية
FINANCIAL SECURITIES

+974 44498880

ramzi.qasmieh@Wasata.qa