



Daily Report for Ownership Changes

29th of January 2023 Session

Company									29-Jan			
	Qatari				GCC				Foreigners			
	Daily Chg.	Last 5 Sessions Chg.	Last 10 Sessions Chg.	Last 20 Sessions Chg.	Daily Chg.	Last 5 Sessions Chg.	Last 10 Sessions Chg.	Last 20 Sessions Chg.	Daily Chg.	Last 5 Sessions Chg.	Last 10 Sessions Chg.	Last 20 Sessions Chg.
QNBK	-381,809	-2,321,107	1,703,904	-2,631,843	0	-2,650	19,771	-48,933	381,809	2,323,757	-1,723,675	2,680,776
QIBK	-16,496	390,584	2,959,175	8,123,260	0	100	18,674	-8,112	16,496	-390,684	-2,977,849	-8,115,148
CBQK	-1,039,565	-10,594,199	-14,026,392	-18,901,520	0	10,000	10,000	408	1,039,565	10,584,199	14,016,392	18,901,112
DHBK	-1,297,857	-5,934,901	3,183,251	-19,603,709	6,000	-82,991	-5,735	536,571	1,291,857	6,017,892	-3,177,516	19,067,138
ABQK	0	-4,038	-4,234	-6,954	0	136	136	136	0	3,902	4,098	6,818
QIJK	-2,522	-373,240	-740,903	555,221	0	-9,738	23,005	23,005	2,522	382,978	717,898	-578,226
MARK	-270,511	-4,734,796	-5,018,370	-3,082,327	17,265	-117,581	105,729	-48,216	253,246	4,852,377	4,912,641	3,130,543
QFBQ	-156,629	-1,000,547	-79,610	-1,163,959	0	75,788	475,788	491,944	156,629	924,759	-396,178	672,015
NLCS	7,976	-433,567	2,370,430	5,100,747	197	43,805	-27,826	62,410	-8,173	389,762	-2,342,604	-5,163,157
DBIS	2,366	-240,101	8,068	-1,266,070	-247	179,013	106,340	-86,836	-2,119	61,088	-114,408	1,352,906
QOIS	-85,802	-247,252	-21,579	619,434	0	0	852	-129,647	85,802	247,252	20,727	-489,787
IHGS	925	1,070	-185,604	96,714	0	0	0	-29,519	-925	-1,070	185,604	-67,195
ZHCD	0	-16,124	-13,972	-10,651	0	0	0	-17,344	0	16,124	13,972	27,995
QGMD	154,341	-3,222,294	-4,955,425	-5,109,804	0	-194,821	1,597	152,278	-154,341	3,417,115	4,953,828	4,957,526
SIIS	383,226	542,728	768,977	4,385,933	20,000	-92,288	170,174	214,240	-403,226	-450,440	-939,151	-4,600,173
BLDN	38,294	709,907	1,398,091	1,621,833	0	1,667	-51,000	-99,299	-38,294	-711,574	-1,347,091	-1,522,534
MCGS	28,262	-160,057	-533,507	-670,999	0	0	0	0	-28,262	160,057	533,507	670,999
QCFS	0	-4,000	-4,000	-4,000	0	0	0	0	0	4,000	4,000	4,000
QFLS	177,447	-1,602,932	-2,871,952	-4,371,722	0	72,092	74,192	74,532	-177,447	1,530,840	2,797,760	4,297,190
WDAM	92,680	273,145	-327,880	-453,067	0	-300	-572	-836	-92,680	-272,845	328,452	453,903
MCCS	-32,961	-94,943	-283,702	-88,964	0	-17,882	-10,000	-26,531	32,961	112,825	293,702	115,495
MERS	1,587	-236,676	-383,753	-368,106	416	666	387	2,007	-2,003	236,010	383,366	366,099
QIMD	-4,874	-449,292	11,529	-94,495	0	21,425	21,425	-32,215	4,874	427,867	-32,954	126,710
QNCD	97,213	-259,183	-470,911	-272,180	0	-12,150	-12,150	-12,150	-97,213	271,333	483,061	284,330

Company	29-Jan											
	Qatari				GCC				Foreigners			
	Daily Chg.	Last 5 Sessions Chg.	Last 10 Sessions Chg.	Last 20 Sessions Chg.	Daily Chg.	Last 5 Sessions Chg.	Last 10 Sessions Chg.	Last 20 Sessions Chg.	Daily Chg.	Last 5 Sessions Chg.	Last 10 Sessions Chg.	Last 20 Sessions Chg.
IQCD	-543,462	-254,340	-2,125,899	-8,295,786	3,092	128,148	148,760	208,740	540,370	126,192	1,977,139	8,087,046
QIGD	13,035	291,644	-172,432	-876,048	5,158	45,158	65,158	87,962	-18,193	-336,802	107,274	788,086
QEWS	-16,795	-178,056	551,282	2,160,527	1,222	1,222	1,224	1,224	15,573	176,834	-552,506	-2,161,751
AHCS	-22,020	-350,067	-466,865	-645,210	0	10,000	14,000	14,000	22,020	340,067	452,865	631,210
GISS	1,478,690	6,989,176	9,863,030	17,865,064	1,140	-310,212	-568,218	-343,660	-1,479,830	-6,678,964	-9,294,812	-17,521,404
MPHC	-680,348	-2,840,562	-6,017,680	-15,626,459	7,258	-27,554	19,405	-53,048	673,090	2,868,116	5,998,275	15,679,507
IGRD	-1,337,071	-2,487,729	-2,803,748	-9,274,972	33,060	133,502	95,316	169,502	1,304,011	2,354,227	2,708,432	9,105,470
QAMC	2,186,955	1,113,457	2,585,692	266,975	-21,663	-1,958,874	-2,209,483	-2,614,585	-2,165,292	845,417	-376,209	2,347,610
QATI	-55,853	-136,719	-445,223	-1,456,193	0	0	-20,000	-20,000	55,853	136,719	465,223	1,476,193
DOHI	28,990	283,574	304,553	290,749	0	0	-5,000	-5,000	-28,990	-283,574	-299,553	-285,749
QGRI	0	-16,002	51,766	7,031	0	-14,818	-15,159	-15,159	0	30,820	-36,607	8,128
AKHI	-51,533	-264,499	-40,026	-566,986	0	0	0	410	51,533	264,499	40,026	566,576
QISI	548	-11,284	-16,234	-4,339	0	556	556	556	-548	10,728	15,678	3,783
QLMI	2,500	-1,387	-50,271	115,719	0	0	0	0	-2,500	1,387	50,271	-115,719
UDCD	-178,581	-8,906	-1,071,693	-2,772,276	0	-80,000	-80,000	-110,000	178,581	88,906	1,151,693	2,882,276
BRES	-449,891	-2,340,277	-4,654,979	-8,708,719	1,500	-46,765	-46,765	-43,165	448,391	2,387,042	4,701,744	8,751,884
ERES	-219,378	-1,937,587	-681,220	-3,727,723	0	232,721	-62,265	147,537	219,378	1,704,866	743,485	3,580,186
MRDS	92,327	1,028,264	-4,124,242	-5,682,632	0	157,881	151,304	215,506	-92,327	-1,186,145	3,972,938	5,467,126
ORDS	-96,272	1,815,305	1,233,844	1,580,734	0	3,595	5,995	13,361	96,272	-1,818,900	-1,239,839	-1,594,095
VFQS	-132,885	24,541	-400,113	-1,149,059	0	-98,675	-128,675	-169,849	132,885	74,134	528,788	1,304,477
QNNS	-30,333	-61,086	-248,876	-522,245	0	0	0	0	30,333	61,086	248,876	522,245
GWCS	-42,902	-435,122	-323,346	-1,288,100	0	6,820	6,820	6,820	42,902	428,302	316,526	1,281,280
QGTS	-255,919	-1,943,626	-5,693,668	-10,904,966	3,795	-171,854	-292,776	-325,562	252,124	2,115,480	5,986,444	11,230,528

Trading values by nationality for the last Session

Nationality	Purchasing Value	Selling Value	Difference
Qataris	189.20	213.11	-23.91
GCC	30.11	6.31	23.80
Arab	38.15	38.06	0.10
Foreigners	34.59	34.59	0.00

In million QAR

Trading by nationality for the last Session

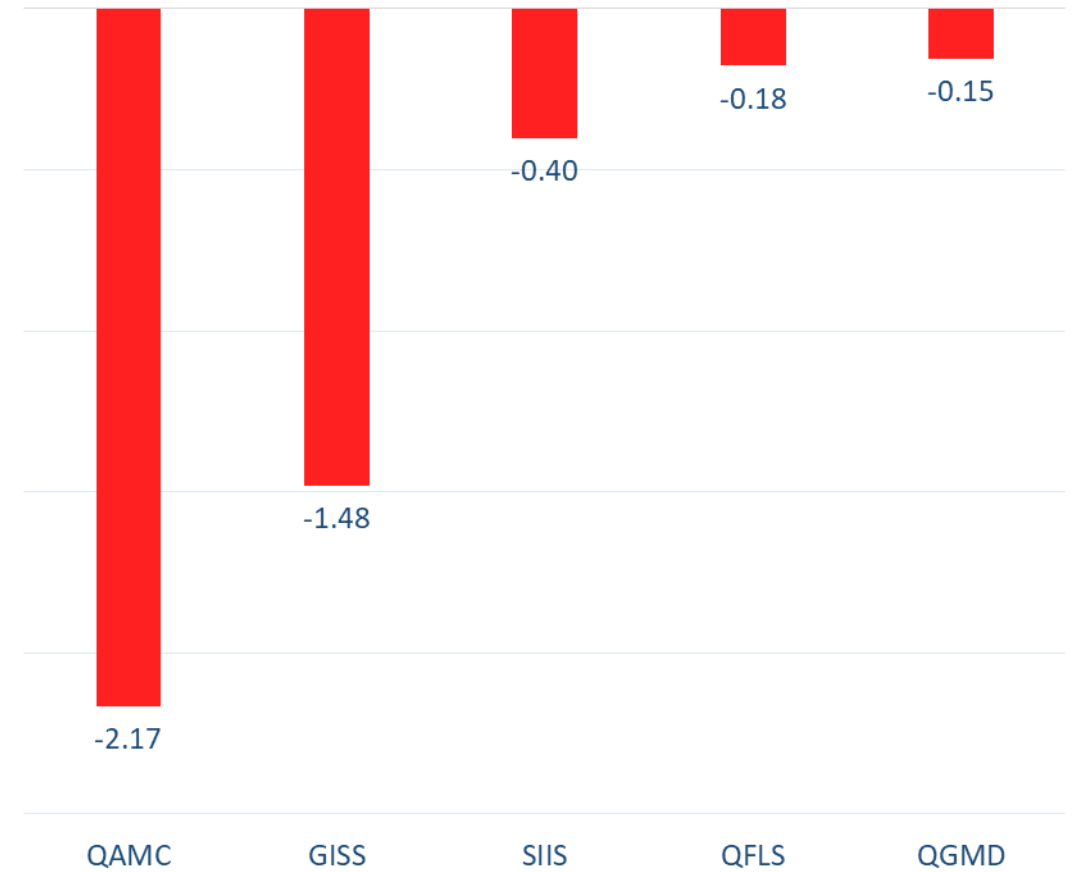
Nationality	Buy %	Sell %	Net
Qataris	64.78%	72.97%	-8.19%
GCC	10.31%	2.16%	8.15%
Arab	13.07%	13.03%	0.04%
Foreigners	11.84%	11.84%	0.00%

Top 5 Companies bought (net) by **Foreigners** in the last session



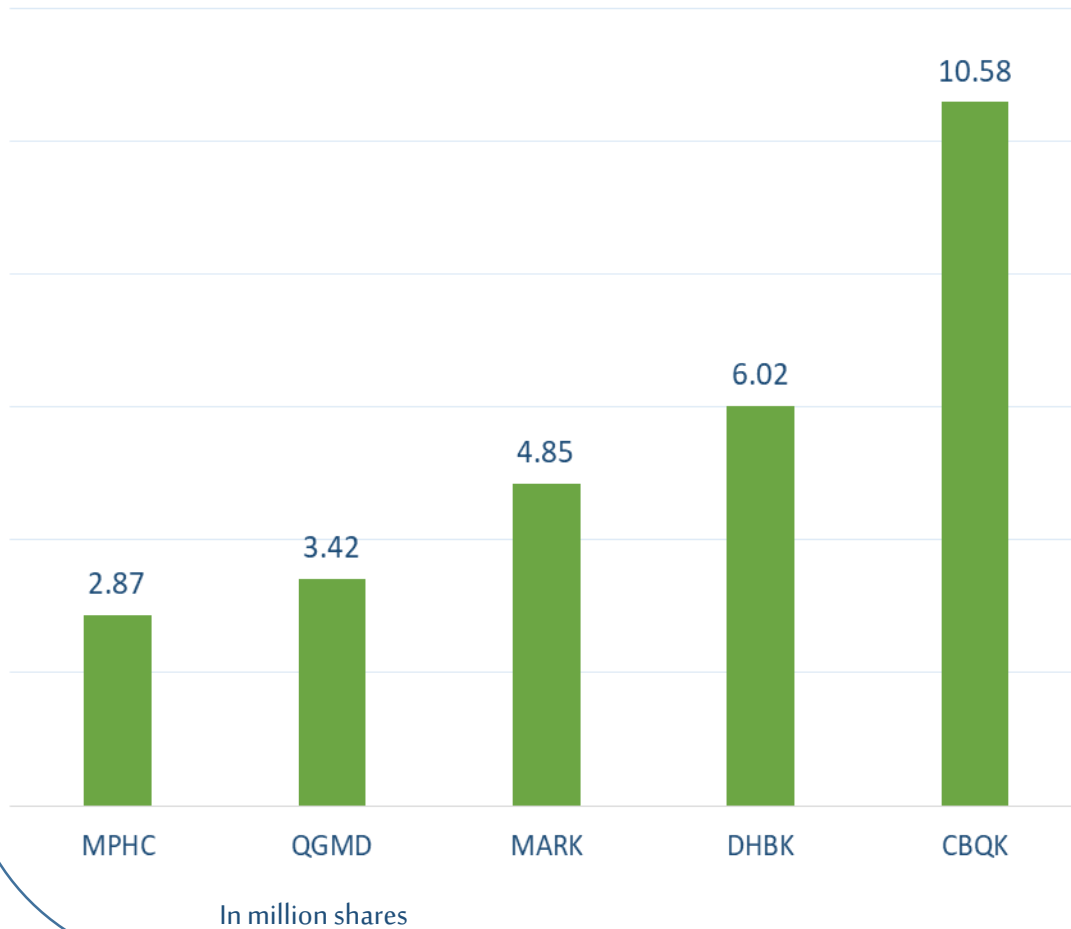
In million shares

Top 5 Companies sold (net) by **Foreigners** in the last session

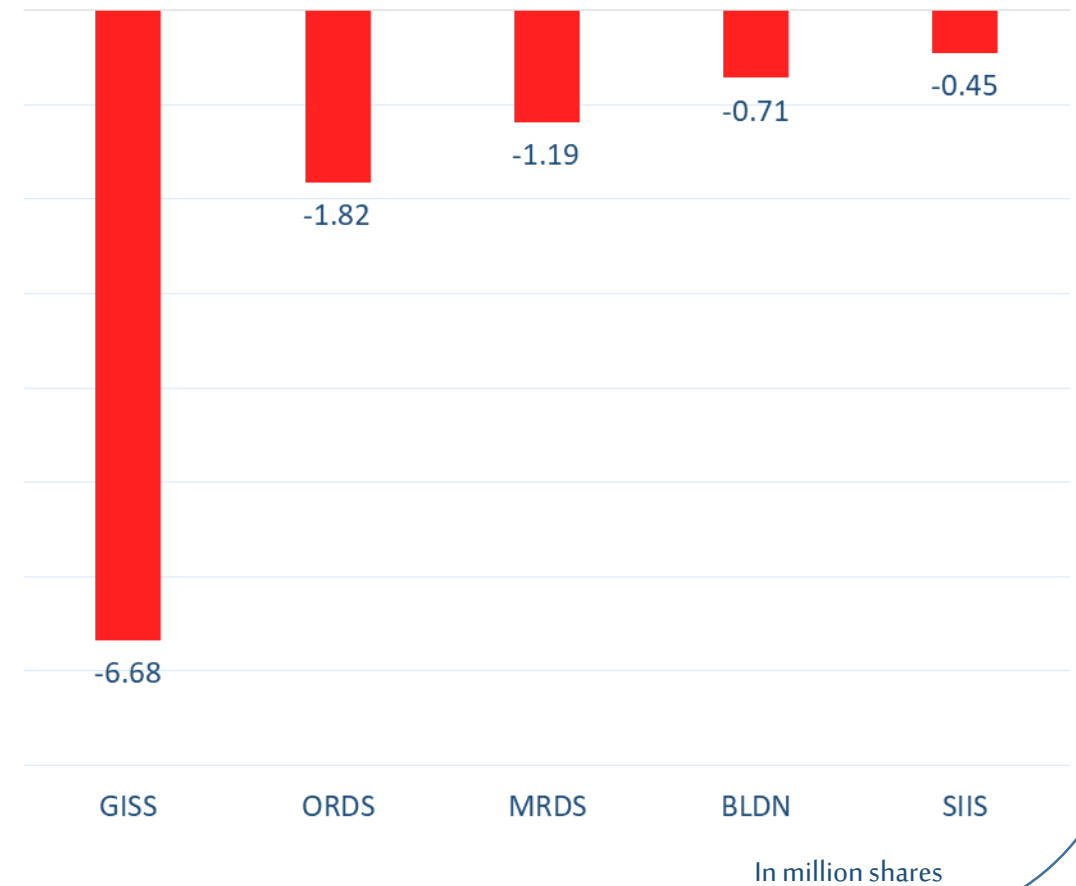


In million shares

Top 5 Companies bought (net) by **Foreigners** over the last week



Top 5 Companies sold (net) by **Foreigners** over the last week





The figures represent a change in the number of shares.

Daily Change: The net change between 29th and 26th of January trading sessions

Change for the last 5 sessions: The total daily net change for the last 5 sessions.

Change for the last 10 sessions: The total daily net change for the last 10 sessions.

Change for the last 20 sessions: The total daily net change for the last 20 sessions.

DISCLAIMER:

The information contained was obtained from various public sources believed to be reliable, but we do not guarantee its accuracy. Wasata Financial Securities makes no representations or warranties (express or implied) regarding the data and information provided and Wasata Financial Securities does not represent that the information content of this document is complete, or free from any error, not misleading, or fit for any particular purpose. This report document provides general information only. Neither the information nor any opinion expressed constitutes an offer or an invitation to make an offer, to buy or sell any securities or other investment products related to such securities or investments.

This report document contained is subject to change without prior notice. Wasata assumes no responsibility to update the information in this report document.



Prepared by Financial Advisory Department



+974 44498880
ramzi.qasmieh@Wasata.qa