



Daily Report for Ownership Changes

3rd of January 2023 Session

									3-Jan			
Company	Qatari				GCC				Foreigners			
	Daily Chg.	Last 5 Sessions Chg.	Last 10 Sessions Chg.	Last 20 Sessions Chg.	Daily Chg.	Last 5 Sessions Chg.	Last 10 Sessions Chg.	Last 20 Sessions Chg.	Daily Chg.	Last 5 Sessions Chg.	Last 10 Sessions Chg.	Last 20 Sessions Chg.
QNBK	-2,204,235	-6,087,632	-7,159,348	-14,902,997	0	-5,035	3,767	139,749	2,204,235	6,092,667	7,155,581	14,763,248
QIBK	-20,789	1,502,087	3,377,468	6,140,041	-609	-56	5,283	8,003	21,398	-1,502,031	-3,382,751	-6,148,044
CBQK	300,031	-1,594,901	154,031	7,056,770	0	9,592	9,592	9,592	-300,031	1,585,309	-163,623	-7,066,362
DHBK	-100,350	-1,508,631	-1,376,165	854,778	10,249	142,086	141,551	-625,945	90,101	1,366,545	1,234,614	-228,833
ABQK	0	0	30,504	50,631	0	0	0	0	0	0	-30,504	-50,631
QIHK	870,925	2,069,204	2,129,475	652,714	0	-50,000	-50,000	-40,820	-870,925	-2,019,204	-2,079,475	-611,894
MARK	1,893,958	5,187,737	5,325,194	9,012,565	61,142	4,782	-22,009	-35,688	-1,955,100	-5,192,519	-5,303,185	-8,976,877
QFBQ	922,383	427,872	257,559	-573,100	0	0	0	92,844	-922,383	-427,872	-257,559	480,256
NLCS	452,469	593,955	236,516	-8,919,119	69,769	101,860	154,201	596,560	-522,238	-695,815	-390,717	8,322,559
DBIS	-78,859	-289,331	15,450	-81,137	167,059	360,038	376,511	425,180	-88,200	-70,707	-391,961	-344,043
QOIS	-10,664	320,419	-421,862	529,875	0	0	-83,045	-28,769	10,664	-320,419	504,907	-501,106
IHGS	51,918	3,066	-262,872	-240,673	0	6,162	29,519	17,519	-51,918	-9,228	233,353	223,154
ZHCD	-740	-4,545	42,811	135,065	0	0	-43,849	-125,570	740	4,545	1,038	-9,495
QGMD	-1,316,375	-1,668,446	-1,527,785	-1,328,712	0	-100,000	-5,613	-11,613	1,316,375	1,768,446	1,533,398	1,340,325
SIIS	85,558	204,011	-3,190,403	-299,896	-151,250	13,797	-121,264	-75,527	65,692	-217,808	3,311,667	375,423
BLDN	164,331	-459,536	-367,252	-794,782	-3,791	-8,962	-100,480	-64,480	-160,540	468,498	467,732	859,262
MCGS	5,196	-20,071	48,324	150,872	0	0	0	-173	-5,196	20,071	-48,324	-150,699
QCFS	0	0	0	0	0	0	0	0	0	0	0	0
QFLS	-76,571	-353,988	-289,626	-1,561,892	0	-1,159	-150	-113	76,571	355,147	289,776	1,562,005
WDAM	-9,543	-103,302	-66,869	159,376	0	0	0	-1,000	9,543	103,302	66,869	-158,376
MCCS	57,902	75,875	123,064	-130,739	-8,065	-11,795	-1,308	-8,549	-49,837	-64,080	-121,756	139,288
MERS	-4,173	-641	8,503	54,718	0	0	-200	-344	4,173	641	-8,303	-54,374
QIMD	-39,359	70,900	64,302	168,853	0	0	0	-6,378	39,359	-70,900	-64,302	-162,475
QNCD	80,000	140,251	138,840	462,254	0	0	-7,688	-7,688	-80,000	-140,251	-131,152	-454,566

Company									3-Jan			
	Qatari				GCC				Foreigners			
	Daily Chg.	Last 5 Sessions Chg.	Last 10 Sessions Chg.	Last 20 Sessions Chg.	Daily Chg.	Last 5 Sessions Chg.	Last 10 Sessions Chg.	Last 20 Sessions Chg.	Daily Chg.	Last 5 Sessions Chg.	Last 10 Sessions Chg.	Last 20 Sessions Chg.
IQCD	-2,060,308	-1,135,165	-2,363,361	-631,759	10,000	19,000	24,373	252,334	2,050,308	1,116,165	2,338,988	379,425
QIGD	-22,435	-147,993	390,741	616,004	0	0	0	111,545	22,435	147,993	-390,741	-727,549
QEWS	108,203	120,004	-143,837	-559,856	0	0	0	0	-108,203	-120,004	143,837	559,856
AHCS	-56,821	-41,670	110,148	-64,660	4,614	4,614	67,523	67,523	52,207	37,056	-177,671	-2,863
GISS	1,371,581	-731,894	1,719,855	11,158,702	15,000	140,000	363,157	495,821	-1,386,581	591,894	-2,083,012	-11,654,523
MPHC	-1,109,474	-1,643,448	-1,243,389	-891,253	-17,603	10,537	22,537	-2,023	1,127,077	1,632,911	1,220,852	893,276
IGRD	-595,778	-2,621,941	-3,043,193	-2,678,503	61,955	61,955	60,356	-386,969	533,823	2,559,986	2,982,837	3,065,472
QAMC	-3,918,490	-5,835,167	-6,382,369	-3,416,779	4,000	-194,486	91,158	-90,601	3,914,490	5,705,698	6,291,211	3,507,380
QATI	-13,681	-152,985	-350,936	-6,183,252	0	0	0	-90,000	13,681	152,985	350,936	6,273,252
DOHI	0	-48,242	-55,915	23,177	0	0	0	0	0	48,242	55,915	-23,177
QGRI	0	-1,586	30,200	34,536,091	0	0	0	0	0	1,586	-30,200	-34,536,091
AKHI	-184,981	-216,807	-271,088	-280,236	0	26,069	46,510	46,510	184,981	190,738	224,578	233,726
QISI	4,108	14,761	51,738	65,359	0	0	0	0	-4,108	-14,761	-51,738	-65,359
QLMI	-24	2,392	-39,808	-61,403	0	0	0	0	24	-2,392	39,808	61,403
UDCD	-514,964	-468,328	-17,505	370,963	0	0	0	0	514,964	468,328	17,505	-370,963
BRES	-687,694	-2,227,183	1,296,750	2,301,073	0	15,000	15,000	14,800	687,694	2,212,183	-1,311,750	-2,315,873
ERES	-1,341,156	-3,037,953	-4,893,477	-2,632,603	-54,176	-11,162	-245,525	-56,184	1,395,332	3,049,115	5,139,002	2,688,787
MRDS	1,601,072	1,406,906	19,633	1,244,821	-50,000	-99,836	-47,463	-346,896	-1,551,072	-1,307,070	27,830	-897,925
ORDS	-554,752	-716,574	-583,422	570,979	-9,857	-25,936	-30,564	-33,893	555,669	742,510	613,986	-537,086
VFQS	42,407	208,208	253,660	1,149,559	0	-17,215	-195,302	-98,740	-42,407	-196,450	-63,815	-1,036,388
QNNS	75,263	94,126	-1,019,176	-4,040,034	0	0	0	-35,000	-75,263	-94,126	1,019,176	4,075,034
GWCS	-28,971	70,723	638,044	955,510	0	0	115,903	115,903	28,971	-70,723	-753,947	-1,071,413
QGTS	-899,604	-2,081,707	-2,117,796	-5,519,349	2,600	-12,680	-19,590	-26,421	897,004	2,094,387	2,137,386	5,545,770

Trading values by nationality for the last Session

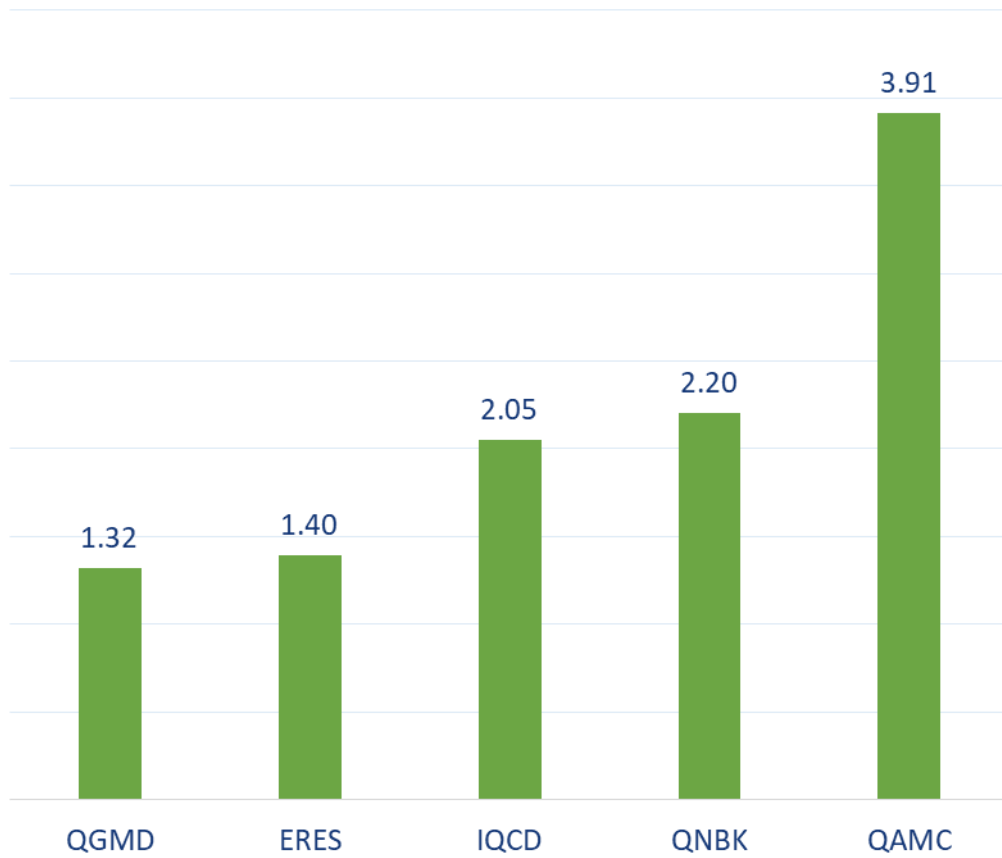
Nationality	Purchasing Value	Selling Value	Difference
Qataris	221.44	290.53	-69.09
GCC	61.32	20.33	40.99
Arab	50.04	39.22	10.82
Foreigners	65.50	48.21	17.29

In million QAR

Trading by nationality for the last Session

Nationality	Buy %	Sell %	Net
Qataris	55.60%	72.94%	-17.35%
GCC	15.40%	5.10%	10.29%
Arab	12.56%	9.85%	2.72%
Foreigners	16.45%	12.10%	4.34%

Top 5 Companies bought (net) by **Foreigners** in the last session



In million shares

Top 5 Companies sold (net) by **Foreigners** in the last session



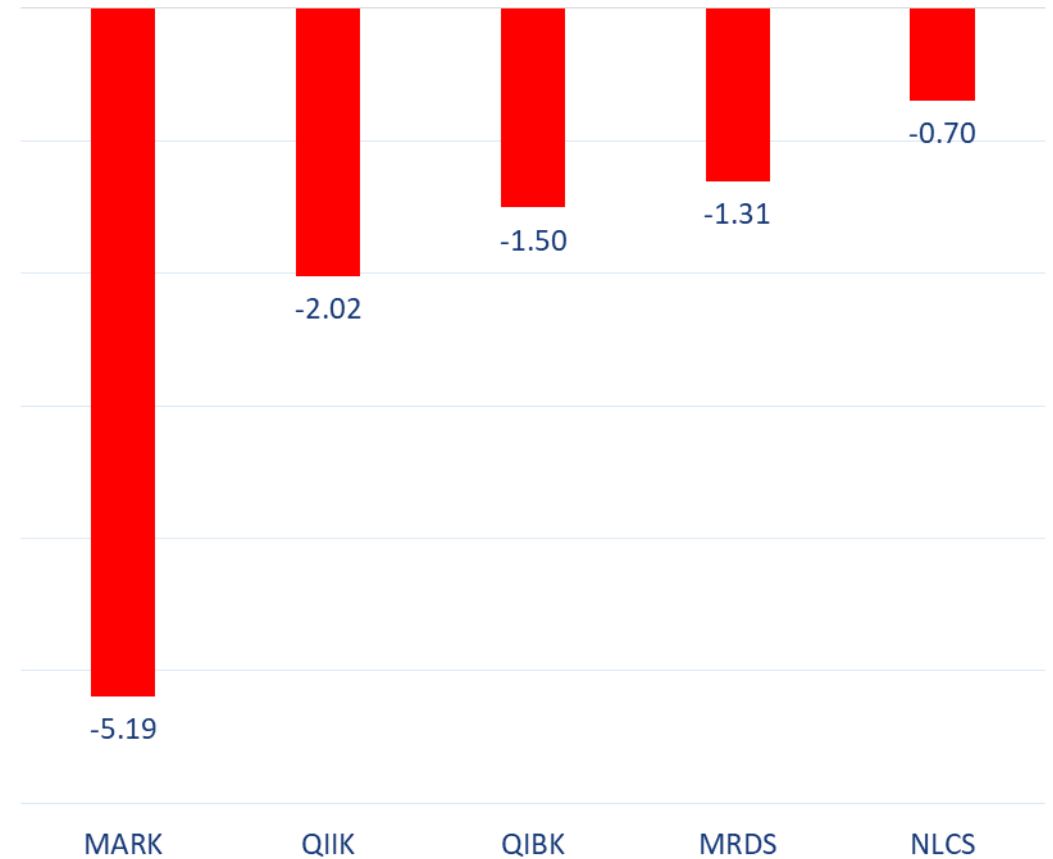
In million shares

Top 5 Companies bought (net) by **Foreigners** over the last week



In million shares

Top 5 Companies sold (net) by **Foreigners** over the last week



In million shares



The figures represent a change in the number of shares.

Daily Change: The net change between 3rd and 2nd of January trading sessions

Change for the last 5 sessions: The total daily net change for the last 5 sessions.


Change for the last 10 sessions: The total daily net change for the last 10 sessions.

Change for the last 20 sessions: The total daily net change for the last 20 sessions.

DISCLAIMER:

The information contained was obtained from various public sources believed to be reliable, but we do not guarantee its accuracy. Wasata Financial Securities makes no representations or warranties (express or implied) regarding the data and information provided and Wasata Financial Securities does not represent that the information content of this document is complete, or free from any error, not misleading, or fit for any particular purpose. This report document provides general information only. Neither the information nor any opinion expressed constitutes an offer or an invitation to make an offer, to buy or sell any securities or other investment products related to such securities or investments.

This report document contained is subject to change without prior notice. Wasata assumes no responsibility to update the information in this report document.



Prepared by Financial Advisory Department


للأوراق المالية
FINANCIAL SECURITIES

+974 44498880

ramzi.qasmieh@Wasata.qa