



Daily Report for Ownership Changes

30th of January 2023 Session

Company									30-Jan			
	Qatari				GCC				Foreigners			
	Daily Chg.	Last 5 Sessions Chg.	Last 10 Sessions Chg.	Last 20 Sessions Chg.	Daily Chg.	Last 5 Sessions Chg.	Last 10 Sessions Chg.	Last 20 Sessions Chg.	Daily Chg.	Last 5 Sessions Chg.	Last 10 Sessions Chg.	Last 20 Sessions Chg.
QNBK	-523,141	-1,697,655	437,637	-2,114,301	-49,000	-49,013	-53,524	-97,933	572,141	1,746,668	-384,113	2,212,234
QIBK	-334,204	52,910	1,825,503	7,653,290	-5,000	-4,900	12,673	-8,242	339,204	-48,010	-1,838,176	-7,645,048
CBQK	-146,541	-10,476,644	-14,079,912	-18,298,458	-5,000	5,000	5,000	-4,592	151,541	10,471,644	14,074,912	18,303,050
DHBK	474,899	-5,262,321	-2,979,277	-19,181,055	0	-58,444	-8,547	536,571	-474,899	5,320,765	2,987,824	18,644,484
ABQK	0	-4,038	-4,234	-6,954	0	136	136	136	0	3,902	4,098	6,818
QIHK	-354,931	-1,090,477	-791,633	-557,530	0	-10,017	23,005	23,005	354,931	1,100,494	768,628	534,525
MARK	3,824,842	289,654	-2,916,559	977,832	13,691	-47,576	200,473	24,712	-3,838,533	-242,078	2,716,086	-1,002,544
QFBQ	-222,416	-1,237,285	-905,069	-1,111,525	0	98,180	475,788	491,944	222,416	1,139,105	429,281	619,581
NLCS	-1,014,332	-2,745,243	2,447,557	5,742,044	0	17,924	-27,826	62,410	1,014,332	2,727,319	-2,419,731	-5,804,454
DBIS	-106,548	-183,443	-356,330	-1,104,007	-13,254	31,784	116,759	-100,090	119,802	151,659	239,571	1,204,097
QOIS	117,296	-123,403	374,519	651,551	0	0	852	-129,647	-117,296	123,403	-375,371	-521,904
IHGS	32,948	111,422	-151,508	74,366	0	0	0	-29,519	-32,948	-111,422	151,508	-44,847
ZHCD	0	-11,435	-13,181	-6,546	0	0	0	-17,344	0	11,435	13,181	23,890
QGMD	-1,231,328	-2,310,787	-5,687,001	-6,634,978	0	0	106,274	158,205	1,231,328	2,310,787	5,580,727	6,476,773
SIIS	-699,239	98,885	962,016	3,812,891	153,110	60,822	323,284	190,995	546,129	-159,707	-1,285,300	-4,003,886
BLDN	257,445	708,126	1,764,785	1,976,928	0	0	-51,000	-99,299	-257,445	-708,126	-1,713,785	-1,877,629
MCGS	48,537	-112,383	-414,243	-609,623	0	0	0	0	-48,537	112,383	414,243	609,623
QCFS	0	-4,000	-4,000	-4,000	0	0	0	0	0	4,000	4,000	4,000
QFLS	-73,035	-886,358	-2,787,718	-4,456,291	0	0	72,192	74,532	73,035	886,358	2,715,526	4,381,759
WDAM	223,968	410,543	-172,806	-165,866	0	-31,092	-572	-836	-223,968	-379,451	173,378	166,702
MCCS	-171,221	-225,409	-411,370	-300,398	0	-7,882	-10,000	-22,801	171,221	233,291	421,370	323,199
MERS	79,668	-152,253	-272,871	-293,650	0	666	387	2,007	-79,668	151,587	272,484	291,643
QIMD	-8,913	-202,620	-86,522	-96,813	0	-4,900	21,425	-32,215	8,913	207,520	65,097	129,028
QNCD	204,343	4,716	-270,897	-75,337	0	-12,150	-12,150	-12,150	-204,343	7,434	283,047	87,487

Company									30-Jan			
	Qatari				GCC				Foreigners			
	Daily Chg.	Last 5 Sessions Chg.	Last 10 Sessions Chg.	Last 20 Sessions Chg.	Daily Chg.	Last 5 Sessions Chg.	Last 10 Sessions Chg.	Last 20 Sessions Chg.	Daily Chg.	Last 5 Sessions Chg.	Last 10 Sessions Chg.	Last 20 Sessions Chg.
IQCD	-1,688,279	-1,909,589	-4,815,981	-9,745,701	0	128,148	129,289	208,740	1,688,279	1,781,441	4,686,692	9,536,961
QIGD	44,032	327,414	-179,277	-668,293	-4,000	41,158	61,158	83,962	-40,032	-368,572	118,119	584,331
QEWS	121,293	62,460	490,888	2,267,484	0	1,222	1,222	1,224	-121,293	-63,682	-492,110	-2,268,708
AHCS	-8,757	-363,196	-404,166	-623,841	0	10,000	14,000	14,000	8,757	353,196	390,166	609,841
GISS	1,162,983	8,481,940	11,648,849	19,779,868	22,426	-311,078	-295,564	-331,234	-1,185,409	-8,170,862	-11,353,285	-19,448,634
MPHC	-985,647	-2,627,539	-6,762,762	-16,500,439	8,160	-4,582	30,112	-11,888	977,487	2,632,121	6,732,650	16,512,327
IGRD	-194,273	-1,769,961	-2,387,063	-8,134,953	0	57,716	88,022	169,502	194,273	1,712,245	2,299,041	7,965,451
QAMC	1,995,823	3,866,559	5,117,185	2,170,322	-1,327	-1,244,346	-2,160,386	-2,635,912	-1,994,496	-2,622,213	-2,956,799	465,590
QATI	-12,489	-151,306	-457,732	-1,315,310	0	0	0	-20,000	12,489	151,306	457,732	1,335,310
DOHI	34,443	285,149	338,996	328,092	0	0	-5,000	-5,000	-34,443	-285,149	-333,996	-323,092
QGRI	-11,438	-27,440	40,328	-1,416	0	-14,818	-15,159	-15,159	11,438	42,258	-25,169	16,575
AKHI	-11,671	-227,299	-43,714	-649,742	0	0	0	-46,100	11,671	227,299	43,714	695,842
QISI	-111,382	-120,497	-127,616	-115,327	0	0	556	556	111,382	120,497	127,060	114,771
QLMI	88,376	89,989	33,805	202,715	0	0	0	0	-88,376	-89,989	-33,805	-202,715
UDCD	64,761	64,356	-1,137,866	-2,212,682	0	-80,000	-80,000	-110,000	-64,761	15,644	1,217,866	2,322,682
BRES	-834,928	-2,304,629	-5,013,805	-8,923,627	0	-48,320	-46,765	-58,165	834,928	2,352,949	5,060,570	8,981,792
ERES	875,705	-2,252,997	-519,663	-2,018,057	0	232,721	-79,709	165,989	-875,705	2,020,276	599,372	1,852,068
MRDS	319,256	1,904,691	-3,423,258	-5,054,369	0	157,811	182,496	215,506	-319,256	-2,062,502	3,240,762	4,838,863
ORDS	-214,101	1,912,356	1,209,911	1,544,133	0	1,105	7,784	23,361	214,101	-1,913,461	-1,217,695	-1,567,494
VFQS	225,693	61,092	-199,709	-972,811	0	-74,230	-128,675	-169,849	-225,693	13,138	328,384	1,128,229
QNNS	35,396	5,056	-299,847	-431,767	0	0	0	0	-35,396	-5,056	299,847	431,767
GWCS	79,397	-363,556	-223,727	-1,323,820	0	6,820	6,820	6,820	-79,397	356,736	216,907	1,317,000
QGTS	-1,594,115	-2,692,941	-6,836,716	-12,098,920	-55,500	-193,904	-375,961	-363,612	1,649,615	2,886,845	7,212,677	12,462,532

Trading values by nationality for the last Session

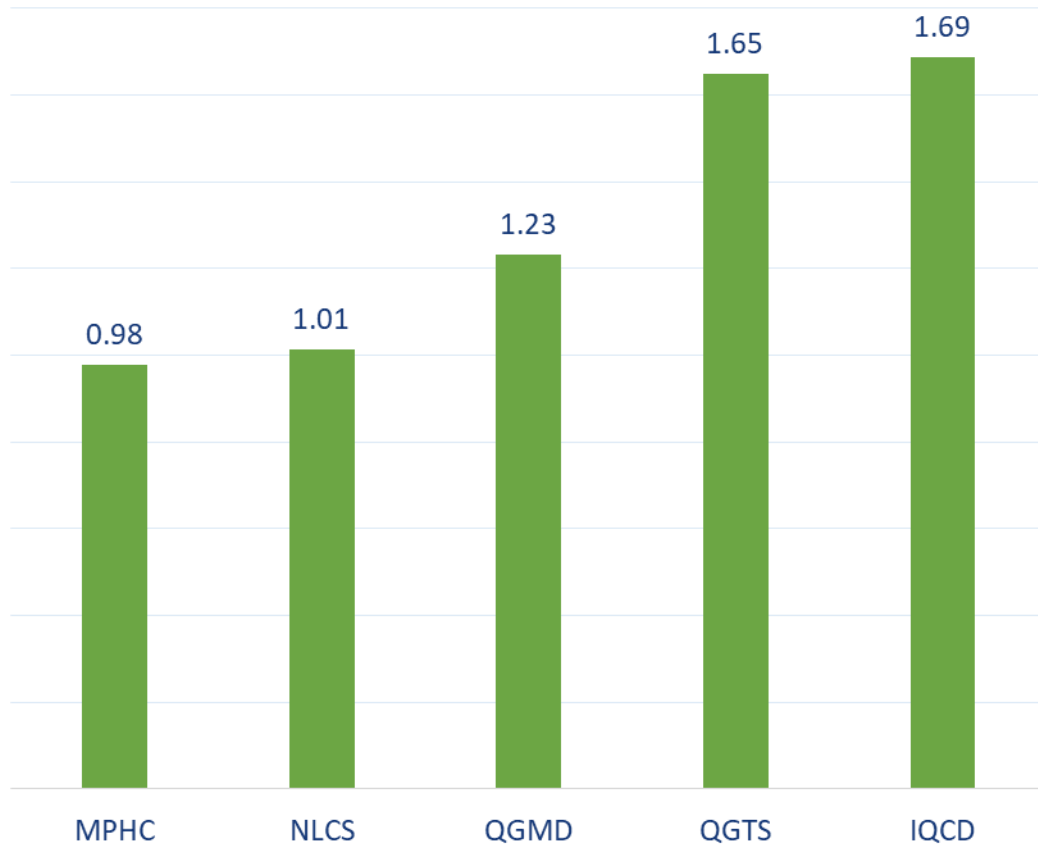
Nationality	Purchasing Value	Selling Value	Difference
Qataris	303.11	336.35	-33.24
GCC	43.87	36.64	7.23
Arab	49.49	51.22	-1.73
Foreigners	238.79	211.06	27.73

In million QAR

Trading by nationality for the last Session

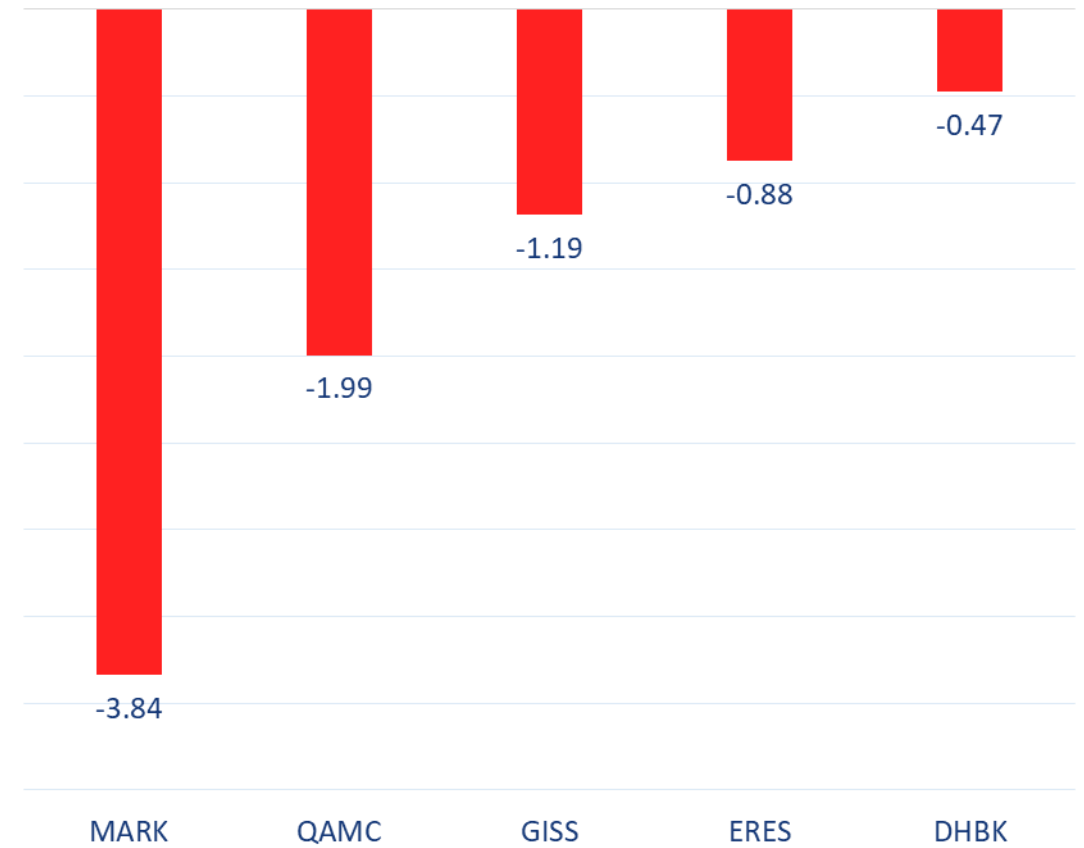
Nationality	Buy %	Sell %	Net
Qataris	47.71%	52.95%	-5.23%
GCC	6.91%	5.77%	1.14%
Arab	7.79%	8.06%	-0.27%
Foreigners	37.59%	33.22%	4.36%

Top 5 Companies bought (net) by **Foreigners** in the last session



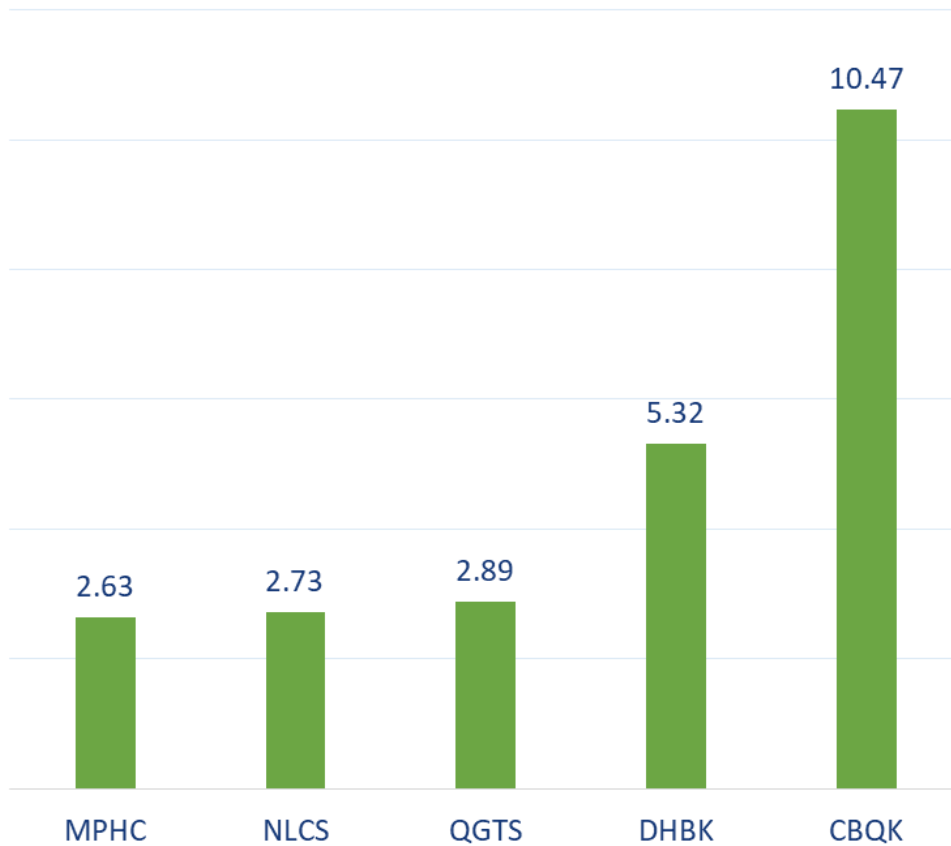
In million shares

Top 5 Companies sold (net) by **Foreigners** in the last session



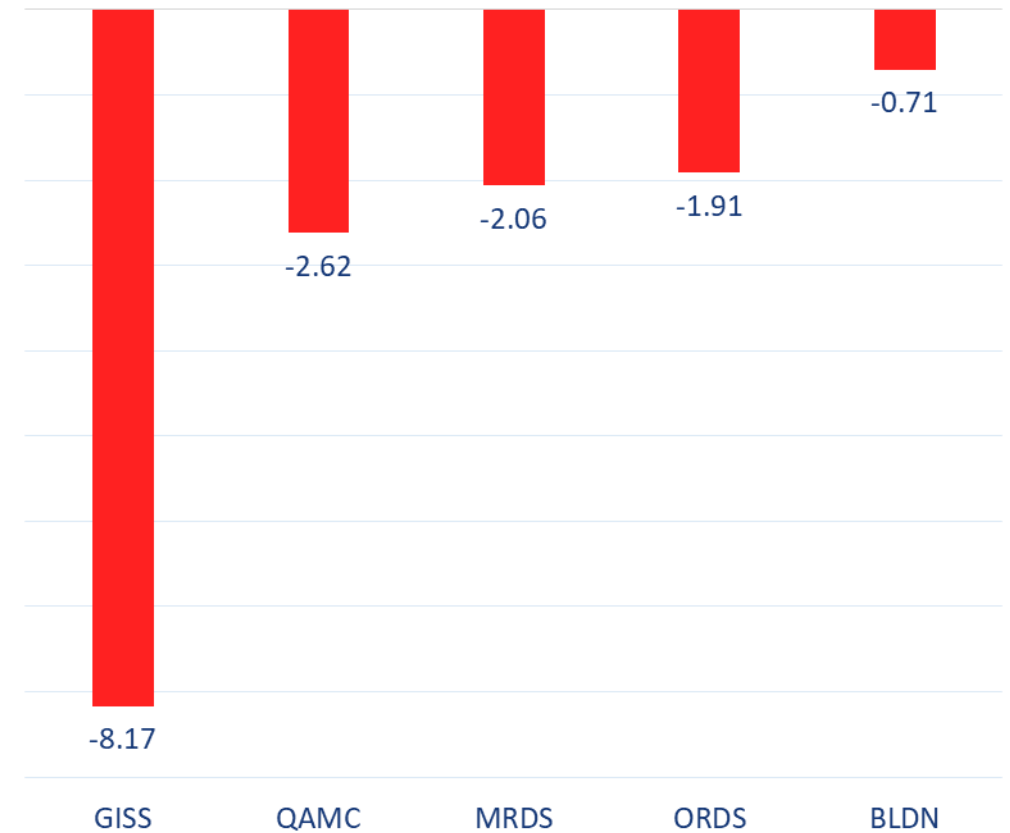
In million shares

Top 5 Companies bought (net) by **Foreigners** over the last week



In million shares

Top 5 Companies sold (net) by **Foreigners** over the last week



In million shares



The figures represent a change in the number of shares.

Daily Change: The net change between 30th and 29th of January trading sessions

Change for the last 5 sessions: The total daily net change for the last 5 sessions.

Change for the last 10 sessions: The total daily net change for the last 10 sessions.

Change for the last 20 sessions: The total daily net change for the last 20 sessions.

DISCLAIMER:

The information contained was obtained from various public sources believed to be reliable, but we do not guarantee its accuracy. Wasata Financial Securities makes no representations or warranties (express or implied) regarding the data and information provided and Wasata Financial Securities does not represent that the information content of this document is complete, or free from any error, not misleading, or fit for any particular purpose. This report document provides general information only. Neither the information nor any opinion expressed constitutes an offer or an invitation to make an offer, to buy or sell any securities or other investment products related to such securities or investments.

This report document contained is subject to change without prior notice. Wasata assumes no responsibility to update the information in this report document.



Prepared by Financial Advisory Department


وساطة
WASATA
للأوراق المالية
FINANCIAL SECURITIES

+974 44498880

ramzi.qasmieh@Wasata.qa