



## Daily Report for Ownership Changes

8<sup>th</sup> of January 2023 Session

Company									8-Jan			
	Qatari				GCC				Foreigners			
	Daily Chg.	Last 5 Sessions Chg.	Last 10 Sessions Chg.	Last 20 Sessions Chg.	Daily Chg.	Last 5 Sessions Chg.	Last 10 Sessions Chg.	Last 20 Sessions Chg.	Daily Chg.	Last 5 Sessions Chg.	Last 10 Sessions Chg.	Last 20 Sessions Chg.
QNBK	400,172	-5,081,399	-8,098,179	-21,373,913	0	0	-5,035	646	-400,172	5,081,399	8,103,214	21,373,267
QIBK	606,000	2,726,887	4,423,130	8,691,898	0	-13,519	-8,090	-37	-606,000	-2,713,368	-4,415,040	-8,691,861
CBQK	-61,239	-1,696,958	-2,333,788	4,250,721	0	-654	8,938	8,938	61,239	1,697,612	2,324,850	-4,259,659
DHBK	-814,865	-3,265,129	-4,644,357	-1,931,754	278,000	288,249	419,551	-975,703	536,865	2,976,880	4,224,806	2,907,457
ABQK	0	0	0	30,504	0	0	0	0	0	0	0	-30,504
QIJK	-59,445	1,860,261	2,401,973	532,845	0	0	-50,000	-49,820	59,445	-1,860,261	-2,351,973	-483,025
MARK	-1,145,920	-3,055,071	2,357,838	6,717,277	90,120	88,810	88,080	86,814	1,055,800	2,966,261	-2,445,918	-6,804,091
QFBQ	-75,785	3,044,356	2,613,410	1,797,889	-6,154	10,000	10,000	103,784	81,939	-3,054,356	-2,623,410	-1,901,673
NLCS	32,759	101,513	1,753,364	-6,297,399	0	69,769	160,615	476,632	-32,759	-171,282	-1,913,979	5,820,767
DBIS	327,957	-70,232	-508,342	-244,857	-1,232	-168,079	69,711	84,159	-326,725	238,311	438,631	160,698
QOIS	100,587	658,932	913,032	379,420	0	0	0	-111,814	-100,587	-658,932	-913,032	-267,606
IHGS	-86,900	77,108	-157,286	-263,214	3,000	3,000	21,238	20,519	83,900	-80,108	136,048	242,695
ZHCD	5,876	-174	9,407	132,371	-17,344	-17,344	-21,865	-142,344	11,468	17,518	12,458	9,973
QGMD	190,047	-4,567,632	-5,629,187	-5,515,963	85,553	79,626	79,940	79,940	-275,600	4,488,006	5,549,247	5,436,023
SIIS	852,198	1,961,652	1,235,366	-1,743,376	38,841	51,819	50,521	-54,242	-891,039	-2,013,471	-1,285,887	1,797,618
BLDN	51,444	743,174	272,021	29,240	-19,532	-38,299	-93,470	-134,988	-31,912	-704,875	-178,551	105,748
MCGS	-16,707	-43,279	-60,701	104,546	0	0	0	-173	16,707	43,279	60,701	-104,373
QCFS	0	0	0	0	0	0	0	0	0	0	0	0
QFLS	-219,735	-422,234	-532,205	-1,949,826	0	340	-969	-110	219,735	421,894	533,174	1,949,936
WDAM	24,135	-96,782	-108,266	153,990	0	0	0	-1,000	-24,135	96,782	108,266	-152,990
MCCS	-76,613	67,129	69,564	-177,381	0	-12,531	-12,531	-9,285	76,613	-54,598	-57,033	186,666
MERS	1,906	37,427	87,604	72,707	0	0	-200	-344	-1,906	-37,427	-87,404	-72,363
QIMD	3,640	-62,314	66,540	88,515	-53,640	-53,640	-53,640	-70,018	50,000	115,954	-12,900	-18,497
QNCD	0	169,667	224,677	370,194	0	0	0	-7,688	0	-169,667	-224,677	-362,506

Company									8-Jan			
	Qatari				GCC				Foreigners			
	Daily Chg.	Last 5 Sessions Chg.	Last 10 Sessions Chg.	Last 20 Sessions Chg.	Daily Chg.	Last 5 Sessions Chg.	Last 10 Sessions Chg.	Last 20 Sessions Chg.	Daily Chg.	Last 5 Sessions Chg.	Last 10 Sessions Chg.	Last 20 Sessions Chg.
IQCD	-358,455	-5,266,132	-4,273,686	-3,715,526	0	13,199	27,572	233,859	358,455	5,252,933	4,246,114	3,481,667
QIGD	-162,976	-1,020,902	-783,062	-665,417	-14,500	30,000	30,000	70,000	177,476	990,902	753,062	595,417
QEWS	-26,296	191,736	113,103	-726,584	0	0	0	0	26,296	-191,736	-113,103	726,584
AHCS	-8,578	-178,644	-142,217	-3,965	0	4,614	67,523	67,523	8,578	174,030	74,694	-63,558
GISS	1,431,497	2,243,875	3,836,055	8,878,157	0	-14,670	361,617	441,151	-1,431,497	-2,229,205	-4,197,672	-9,319,308
MPHC	-620,511	-2,851,341	-3,101,532	-4,122,231	-16,500	-73,000	-39,460	-360	637,011	2,924,341	3,140,992	4,122,591
IGRD	-678,721	-3,354,472	-4,664,970	-5,956,664	-66,245	-43,184	-40,739	-281,343	744,966	3,397,656	4,705,709	6,238,007
QAMC	-826,517	-4,454,319	-5,736,963	-4,282,095	-14,120	-194,486	155,145	-120,992	840,637	4,404,643	5,581,818	4,403,087
QATI	-28,681	-304,601	-458,710	-6,357,386	0	0	0	-90,000	28,681	304,601	458,710	6,447,386
DOHI	-65,386	-71,792	-124,707	-123,807	0	0	0	0	65,386	71,792	124,707	123,807
QGRI	-20,000	-42,991	-39,800	34,496,091	0	0	0	0	20,000	42,991	39,800	-34,496,091
AKHI	-94,488	-473,679	-421,366	-766,343	28,000	43,803	-57,291	43,803	66,488	429,876	478,657	722,540
QISI	0	4,647	19,415	69,473	0	0	0	0	0	-4,647	-19,415	-69,473
QLMI	0	-5,150	-5,043	-70,500	0	0	0	0	0	5,150	5,043	70,500
UDCD	-368,914	-1,147,616	-395,995	-119,244	0	0	0	0	368,914	1,147,616	395,995	119,244
BRES	242,553	-2,381,536	-2,877,174	816,292	-250	3,600	3,600	3,400	-242,303	2,377,936	2,873,574	-819,692
ERES	-263,341	-4,265,650	-6,553,410	-4,919,111	24,790	-77,838	-118,836	2,901	238,551	4,343,488	6,672,246	4,916,210
MRDS	-1,232,718	-4,392,800	-5,435,843	-6,059,745	60,000	180,264	215,428	-289,892	1,172,718	4,212,536	5,220,415	6,349,637
ORDS	7,114	-405,958	-179,017	376,055	0	-9,387	-8,578	-33,321	-7,114	402,655	187,595	-350,763
VFQS	-213,326	-103,922	4,928	-549,005	0	0	-10,826	-108,760	198,895	89,491	-13,990	649,904
QNNS	-1,903	-99,934	1,124	-3,479,071	0	0	0	-35,000	1,903	99,934	-1,124	3,514,071
GWCS	-692,521	-598,479	-455,743	-2,988	0	0	0	115,903	692,521	598,479	455,743	-112,915
QGTS	-969,750	-4,227,631	-5,144,429	-7,818,140	-5,440	-15,180	-13,310	34,318	975,190	4,242,811	5,157,739	7,783,822

## Trading values by nationality for the last Session

Nationality	Purchasing Value	Selling Value	Difference
Qataris	285.29	290.78	-5.49
GCC	27.38	14.71	12.67
Arab	55.31	45.51	9.80
Foreigners	36.98	53.97	-16.99

In million QAR

## Trading by nationality for the last Session

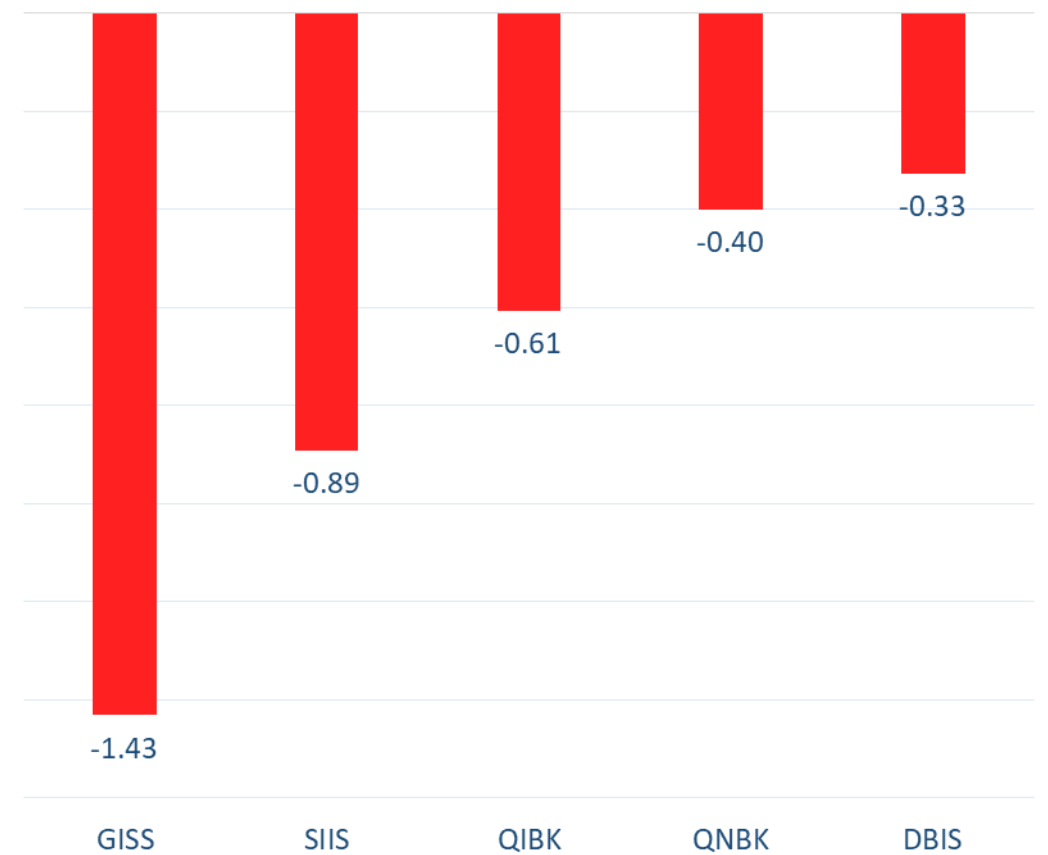
Nationality	Buy %	Sell %	Net
Qataris	70.45%	71.80%	-1.35%
GCC	6.76%	3.63%	3.13%
Arab	13.66%	11.24%	2.42%
Foreigners	9.13%	13.33%	-4.20%

### Top 5 Companies bought (net) by **Foreigners** in the last session



In million shares

### Top 5 Companies sold (net) by **Foreigners** in the last session



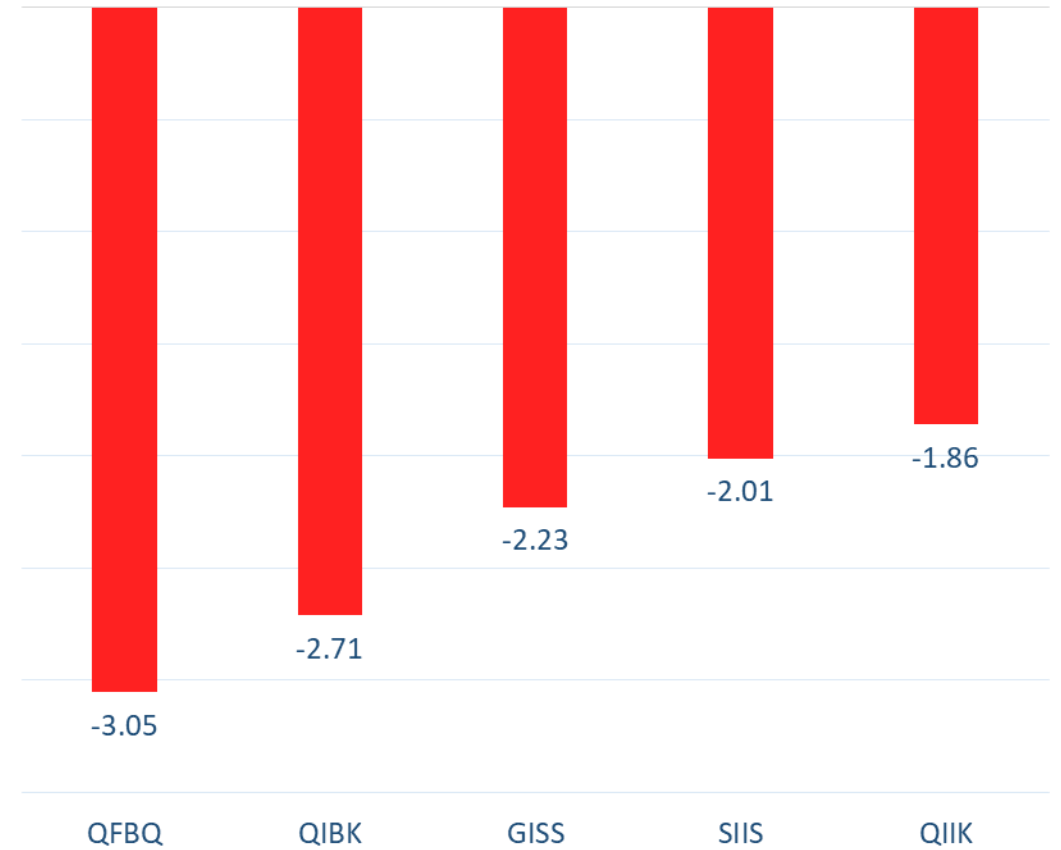
In million shares

Top 5 Companies bought (net) by **Foreigners** over the last week



In million shares

Top 5 Companies sold (net) by **Foreigners** over the last week



In million shares



The figures represent a change in the number of shares.

Daily Change: The net change between 8<sup>th</sup> and 4<sup>th</sup> of January trading sessions

Change for the last 5 sessions: The total daily net change for the last 5 sessions.

Change for the last 10 sessions: The total daily net change for the last 10 sessions.


Change for the last 20 sessions: The total daily net change for the last 20 sessions.

## **DISCLAIMER:**

The information contained was obtained from various public sources believed to be reliable, but we do not guarantee its accuracy. Wasata Financial Securities makes no representations or warranties (express or implied) regarding the data and information provided and Wasata Financial Securities does not represent that the information content of this document is complete, or free from any error, not misleading, or fit for any particular purpose. This report document provides general information only. Neither the information nor any opinion expressed constitutes an offer or an invitation to make an offer, to buy or sell any securities or other investment products related to such securities or investments.

This report document contained is subject to change without prior notice. Wasata assumes no responsibility to update the information in this report document.





Prepared by Financial Advisory Department

  
للأوراق المالية  
FINANCIAL SECURITIES

+974 44498880

[ramzi.qasmieh@Wasata.qa](mailto:ramzi.qasmieh@Wasata.qa)