



Daily Report for Ownership Changes

9th of January 2023 Session

Company									9-Jan			
	Qatari				GCC				Foreigners			
	Daily Chg.	Last 5 Sessions Chg.	Last 10 Sessions Chg.	Last 20 Sessions Chg.	Daily Chg.	Last 5 Sessions Chg.	Last 10 Sessions Chg.	Last 20 Sessions Chg.	Daily Chg.	Last 5 Sessions Chg.	Last 10 Sessions Chg.	Last 20 Sessions Chg.
QNBK	-1,315,451	-5,356,167	-9,380,192	-23,068,499	-100,000	-100,000	-105,035	-53,704	1,415,451	5,456,167	9,485,227	23,122,203
QIBK	23,834	2,614,955	4,278,137	8,719,653	-14,014	-22,663	-22,804	-14,051	-9,820	-2,592,292	-4,255,333	-8,705,602
CBQK	-712,273	-1,659,628	-3,110,695	2,378,914	0	-654	8,938	8,938	712,273	1,660,282	3,101,757	-2,387,852
DHBK	-7,391,861	-10,709,235	-12,132,791	-8,803,409	-5,247	283,002	414,839	-295,887	7,397,108	10,426,233	11,717,952	9,099,296
ABQK	0	0	0	30,504	0	0	0	0	0	0	0	-30,504
QIHK	-368,650	733,791	2,044,662	270,307	0	0	-50,000	-49,820	368,650	-733,791	-1,994,662	-220,487
MARK	-2,400,749	-5,220,503	-618,783	3,143,141	-11,646	136,401	61,994	84,826	2,412,395	5,084,102	556,789	-3,227,967
QFBQ	-49,662	3,269,544	2,543,335	1,561,506	2,694	12,694	12,694	119,383	46,968	-3,282,238	-2,556,029	-1,680,889
NLCS	913,095	2,670,237	2,466,770	-3,933,200	-2,755	67,014	161,860	473,877	-910,340	-2,737,251	-2,628,630	3,459,323
DBIS	112,584	310,963	36,212	-151,115	0	-168,079	38,900	84,159	-112,584	-142,884	-75,112	66,956
QOIS	271,788	845,541	1,445,850	752,460	-20,025	-20,025	-20,025	-131,839	-251,763	-825,516	-1,425,825	-620,621
IHGS	59,996	81,808	-164,390	-205,718	-32,519	-29,519	-11,281	-12,000	-27,477	-52,289	175,671	217,718
ZHCD	4,331	8,262	1,557	67,401	0	-17,344	-17,344	-73,044	-4,331	9,082	15,787	5,643
QGMD	-425,070	-5,286,548	-5,898,148	-5,895,526	-92,553	-7,000	-107,000	-12,613	517,623	5,293,548	6,005,148	5,908,139
SIIS	906,415	2,994,264	2,738,069	-1,706,386	0	-124,536	40,511	-54,242	-906,415	-2,869,728	-2,778,580	1,760,628
BLDN	-346,899	493,925	-105,072	-327,344	-10,000	-48,299	-53,470	-144,988	356,899	-445,626	158,542	472,332
MCGS	13,401	-17,039	-40,913	115,363	0	0	0	0	-13,401	17,039	40,913	-115,363
QCFS	0	0	0	0	0	0	0	0	0	0	0	0
QFLS	-366,461	-800,229	-984,423	-2,018,498	0	340	-969	190	366,461	799,889	985,392	2,018,308
WDAM	-12,404	-45,953	-93,255	157,307	-264	-264	-264	-264	12,668	46,217	93,519	-157,043
MCCS	79,151	106,067	139,022	-82,392	4,000	-4,801	-8,531	-5,285	-83,151	-101,266	-130,491	87,677
MERS	6,758	38,973	88,629	73,243	0	0	-200	-210	-6,758	-38,973	-88,429	-73,033
QIMD	-10,998	-66,717	56,542	99,517	0	-53,640	-53,640	-92,018	10,998	120,357	-2,902	-7,499
QNCD	2,820	164,987	227,352	313,142	0	0	0	-7,688	-2,820	-164,987	-227,352	-305,454

									9-Jan			
Company	Qatari				GCC				Foreigners			
	Daily Chg.	Last 5 Sessions Chg.	Last 10 Sessions Chg.	Last 20 Sessions Chg.	Daily Chg.	Last 5 Sessions Chg.	Last 10 Sessions Chg.	Last 20 Sessions Chg.	Daily Chg.	Last 5 Sessions Chg.	Last 10 Sessions Chg.	Last 20 Sessions Chg.
IQCD	-826,329	-5,854,097	-5,105,123	-4,931,171	-22,500	-9,301	5,072	173,517	848,829	5,863,398	5,100,051	4,757,654
QIGD	49,031	-808,148	-651,833	-631,520	0	30,000	30,000	70,000	-49,031	778,148	621,833	561,520
QEWS	-28,750	148,650	101,576	-680,713	0	0	0	0	28,750	-148,650	-101,576	680,713
AHCS	-59,550	-208,068	-169,605	-41,391	-4,614	0	62,909	62,909	64,164	208,068	106,696	-21,518
GISS	-986,277	2,009,419	1,956,023	7,294,615	12,000	-12,670	263,617	320,288	974,277	-1,996,749	-2,219,640	-7,614,903
MPHC	-1,755,933	-4,495,607	-4,860,381	-4,947,233	0	-40,000	140	-360	1,755,933	4,535,607	4,860,241	4,947,593
IGRD	-560,890	-2,581,070	-4,984,068	-6,794,425	0	-43,184	-40,739	-306,699	560,890	2,624,254	5,024,807	7,101,124
QAMC	673,815	-3,872,980	-4,613,403	-3,955,109	211,302	-194,486	366,447	75,758	-885,117	3,632,002	4,246,956	3,879,351
QATI	-17,741	-168,970	-334,312	-6,433,579	0	0	0	0	17,741	168,970	334,312	6,433,579
DOHI	-559	-69,451	-119,231	-124,366	0	0	0	0	559	69,451	119,231	124,366
QGRI	0	-40,000	-9,300	34,511,852	0	0	0	0	0	40,000	9,300	-34,511,852
AKHI	85,211	-459,553	-642,439	-603,133	-43,393	-46,100	-109,713	410	-41,818	505,653	752,152	602,723
QISI	9,924	14,965	29,339	79,397	0	0	0	0	-9,924	-14,965	-29,339	-79,397
QLMI	-5,074	-11,604	-9,217	-75,574	0	0	0	0	5,074	11,604	9,217	75,574
UDCD	-226,632	-879,415	-630,779	-285,802	-30,000	-30,000	-30,000	-30,000	256,632	909,415	660,779	315,802
BRES	-770,472	-2,531,988	-4,063,242	-877,859	0	-11,400	3,600	3,600	770,472	2,543,388	4,059,642	874,259
ERES	-901,426	-4,333,115	-7,129,554	-5,851,855	331,350	271,964	314,978	334,251	570,076	4,061,151	6,814,576	5,517,604
MRDS	2,985,348	-1,098,445	-632,080	-3,300,771	-230,264	-50,000	-14,836	-420,619	-2,755,084	1,148,445	646,916	3,721,390
ORDS	-309,883	-538,341	-494,850	-76,431	213	9,766	-6,736	-14,805	322,802	541,707	514,718	104,368
VFQS	11,625	-141,742	3,379	-763,763	-44,174	-44,174	-55,000	-148,743	18,118	171,485	31,733	890,866
QNNS	-17,715	-62,567	-47,943	-3,063,018	0	0	0	-35,000	17,715	62,567	47,943	3,098,018
GWCS	-455,402	-1,168,998	-1,070,307	-505,634	0	0	0	115,903	455,402	1,168,998	1,070,307	389,731
QGTS	-471,105	-4,298,575	-5,569,227	-7,259,171	0	2,270	-13,010	34,318	471,105	4,296,305	5,582,237	7,224,853

Trading values by nationality for the last Session

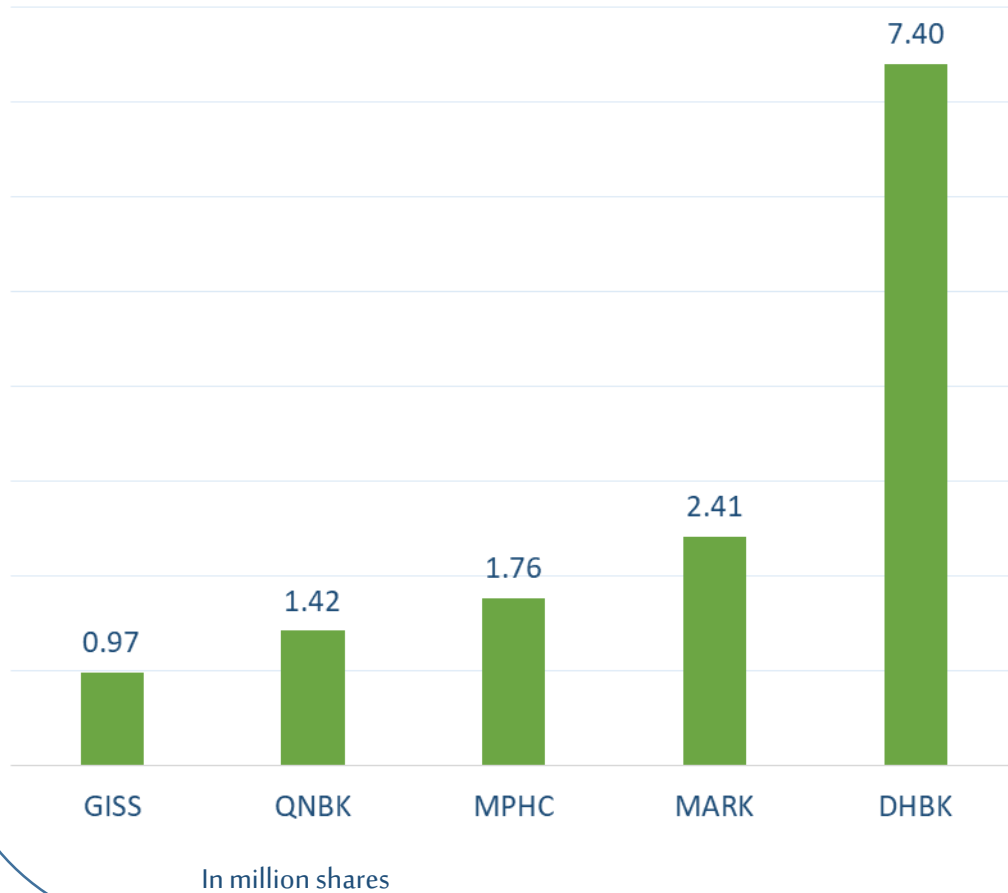
Nationality	Purchasing Value	Selling Value	Difference
Qataris	284.17	371.49	-87.32
GCC	57.52	30.09	27.43
Arab	51.66	67.99	-16.32
Foreigners	175.50	98.50	77.00

In million QAR

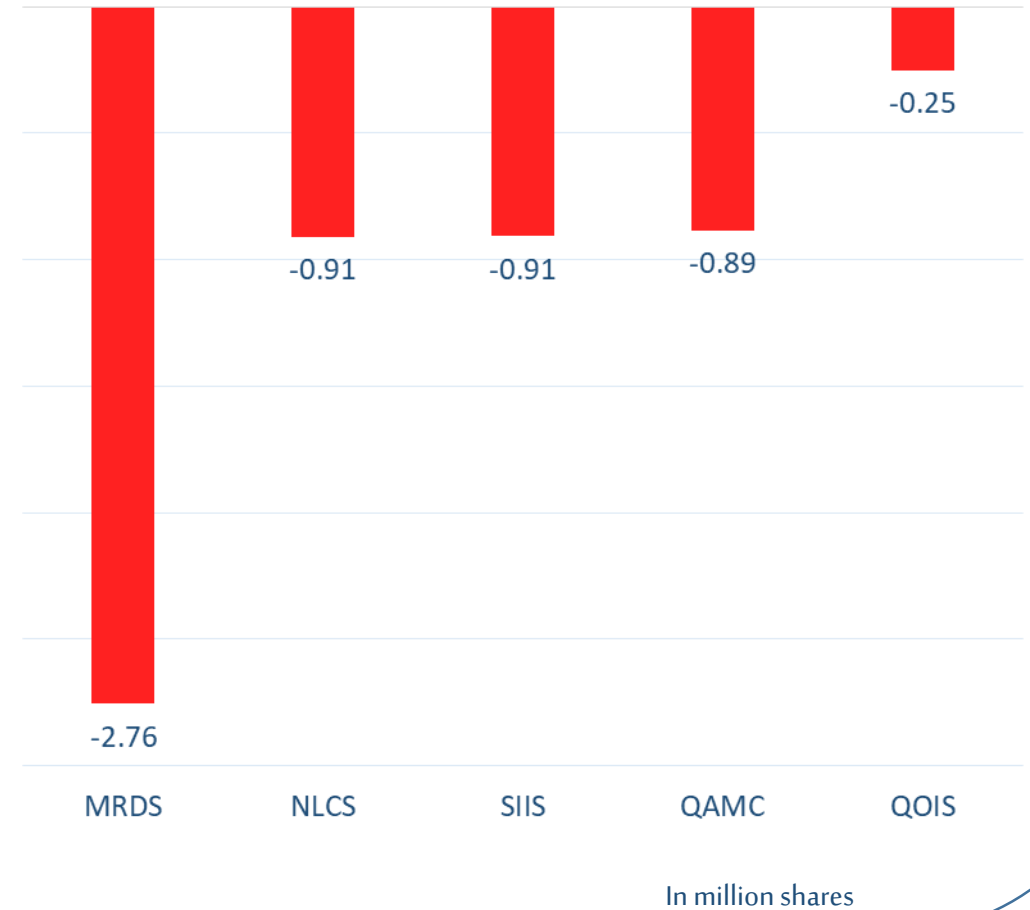
Trading by nationality for the last Session

Nationality	Buy %	Sell %	Net
Qataris	49.96%	65.31%	-15.35%
GCC	10.11%	5.43%	4.68%
Arab	9.08%	11.95%	-2.87%
Foreigners	30.85%	17.32%	13.54%

Top 5 Companies bought (net) by **Foreigners** in the last session



Top 5 Companies sold (net) by **Foreigners** in the last session

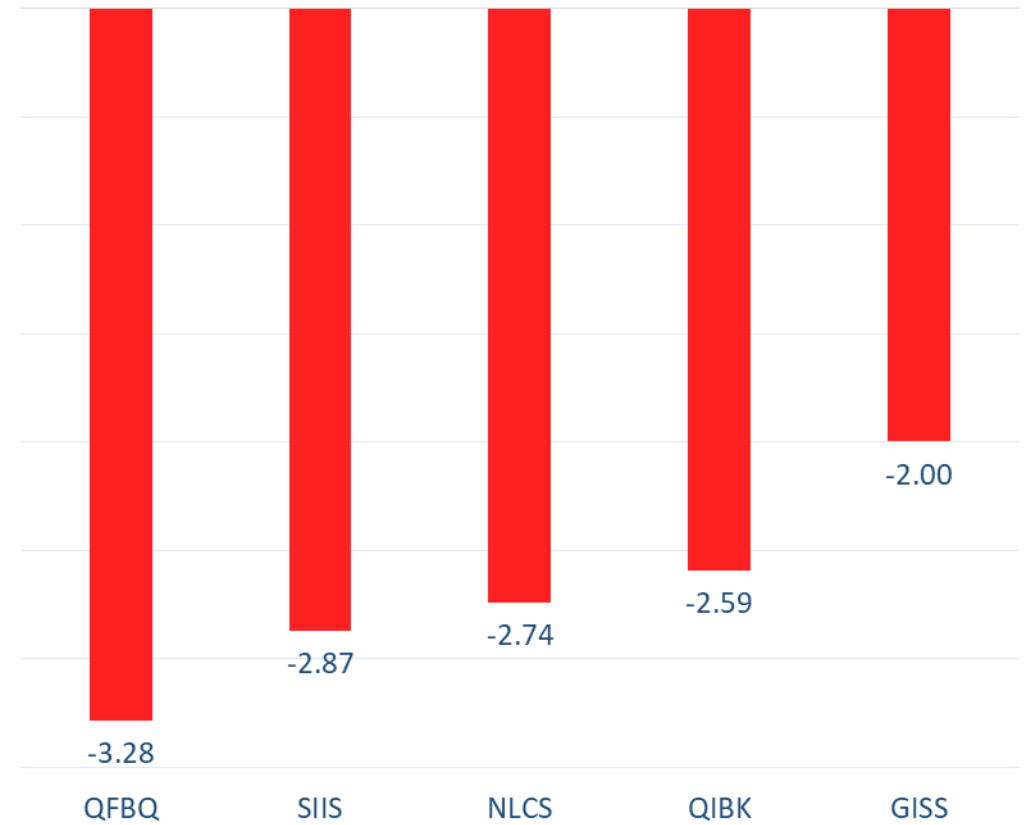


Top 5 Companies bought (net) by **Foreigners** over the last week



In million shares

Top 5 Companies sold (net) by **Foreigners** over the last week



In million shares



The figures represent a change in the number of shares.

Daily Change: The net change between 9th and 8th of January trading sessions

Change for the last 5 sessions: The total daily net change for the last 5 sessions.


Change for the last 10 sessions: The total daily net change for the last 10 sessions.

Change for the last 20 sessions: The total daily net change for the last 20 sessions.

DISCLAIMER:

The information contained was obtained from various public sources believed to be reliable, but we do not guarantee its accuracy. Wasata Financial Securities makes no representations or warranties (express or implied) regarding the data and information provided and Wasata Financial Securities does not represent that the information content of this document is complete, or free from any error, not misleading, or fit for any particular purpose. This report document provides general information only. Neither the information nor any opinion expressed constitutes an offer or an invitation to make an offer, to buy or sell any securities or other investment products related to such securities or investments.

This report document contained is subject to change without prior notice. Wasata assumes no responsibility to update the information in this report document.



Prepared by Financial Advisory Department


للأوراق المالية
FINANCIAL SECURITIES

+974 44498880

ramzi.qasmieh@Wasata.qa