



Daily Report for Ownership Changes

16th of February 2023 Session

									16-Feb			
Company	Qatari				GCC				Foreigners			
	Daily Chg.	Last 5 Sessions Chg.	Last 10 Sessions Chg.	Last 20 Sessions Chg.	Daily Chg.	Last 5 Sessions Chg.	Last 10 Sessions Chg.	Last 20 Sessions Chg.	Daily Chg.	Last 5 Sessions Chg.	Last 10 Sessions Chg.	Last 20 Sessions Chg.
QNBK	-667,650	-3,055,589	-1,829,238	-5,325,394	9,221	120,768	160,337	173,517	658,429	2,934,821	1,668,901	5,151,877
QIBK	368,998	517,503	2,506,937	4,060,685	-9,963	-9,963	374	12,813	-359,035	-507,540	-2,507,311	-4,073,498
CBQK	-242,096	-3,185,666	-3,343,061	-17,131,103	0	0	0	0	242,096	3,185,666	3,343,061	17,131,103
DHBK	747,051	5,145,331	16,948,460	15,021,516	-6,808	244,849	113,458	35,134	-740,243	-5,390,180	-17,061,918	-15,056,650
ABQK	0	514	2,136	1,584	0	0	0	136	0	-514	-2,136	-1,720
QIIK	-677,300	-748,526	-1,357,090	-1,874,429	0	0	0	23,005	677,300	748,526	1,357,090	1,851,424
MARK	-3,369,559	-1,357,591	5,303,716	1,180,749	-29,252	-129,557	-146,783	96,404	3,398,811	1,487,148	-5,156,933	-1,277,153
QFBQ	-1,463,324	-2,606,578	-2,126,500	-4,546,387	-10,000	4,904	-409,176	124,754	1,473,324	2,601,674	2,535,676	4,421,633
NLCS	171,120	1,263,722	2,965,006	3,052,116	-5,850	-78,231	-58,231	-151,076	-165,270	-1,185,491	-2,906,775	-2,901,040
DBIS	-666,982	-2,376,661	-1,937,121	-2,481,484	45,617	137,932	352,060	436,542	621,365	2,238,729	1,585,061	2,044,942
QOIS	32,249	259,827	752,470	695,597	0	-11,000	-29,180	-29,180	-32,249	-248,827	-723,290	-666,417
IHGS	4,897	-236,662	-279,177	-435,247	12,649	203,529	212,649	212,649	-17,546	33,133	66,528	222,598
ZHCD	-2,745	-4,719	10,739	-1,619	0	0	0	0	2,745	4,719	-10,739	1,619
QGMD	-18,855	2,613,954	4,072,762	-1,500,687	18,464	290,561	290,561	295,268	391	-2,904,515	-4,363,323	1,205,419
SIIS	572,745	-1,698,132	-1,276,851	153,657	-193,103	462,984	398,083	575,294	-379,642	1,235,148	878,768	-728,951
BLDN	-394,314	50,083	-557,218	807,992	0	0	-16,603	-14,936	394,314	-50,083	573,821	-793,056
MCGS	6,225	78,336	28,071	-489,461	-20,000	-90,000	-22,762	-22,762	13,775	11,664	-5,309	512,223
QCFS	0	-40	1,450	-6,080	0	0	0	0	0	40	-1,450	6,080
QFLS	-398,885	-1,221,488	-1,875,733	-4,098,177	-23,281	-1,959	-1,959	70,133	422,166	1,223,447	1,877,692	4,028,044
WDAM	-14,784	276,865	286,337	260,847	0	0	1,315	743	14,784	-276,865	-287,652	-261,590
MCCS	16,383	-10,770	24,931	84,376	5,796	15,062	41,220	32,520	-22,179	-4,292	-66,151	-116,896
MERS	-910	-24,599	-23,851	-237,697	0	-250	-250	416	910	24,849	24,101	237,281
QIMD	100,722	121,349	70,744	-476,479	-21,425	-21,425	-21,425	0	-79,297	-99,924	-49,319	476,479
QNCD	-39,785	189,670	172,937	-86,495	0	0	14,007	1,857	39,785	-189,670	-186,944	84,638

Company									16-Feb			
	Qatari				GCC				Foreigners			
	Daily Chg.	Last 5 Sessions Chg.	Last 10 Sessions Chg.	Last 20 Sessions Chg.	Daily Chg.	Last 5 Sessions Chg.	Last 10 Sessions Chg.	Last 20 Sessions Chg.	Daily Chg.	Last 5 Sessions Chg.	Last 10 Sessions Chg.	Last 20 Sessions Chg.
IQCD	332,860	4,428,360	2,426,157	-3,907,568	-43,668	52,726	111,067	162,856	-289,192	-4,481,086	-2,537,224	3,744,712
QIGD	-356,629	-620,604	-2,062,098	-1,826,695	0	0	-101,219	-55,613	356,629	620,604	2,163,317	1,882,308
QEWS	11,273	174,291	349,536	87,823	0	0	0	1,222	-11,273	-174,291	-349,536	-89,045
AHCS	29,520	187,671	321,473	-77,191	0	0	-10,000	0	-29,520	-187,671	-311,473	77,191
GISS	1,144,795	6,459,441	9,721,920	18,695,941	0	-162,794	-122,794	-410,580	-1,144,795	-6,296,647	-9,599,126	-18,285,361
MPHC	-449,285	-295,956	-2,642,855	-9,396,399	0	-43,956	-46,456	-44,764	449,285	339,912	2,689,311	9,441,163
IGRD	799,551	-5,563,472	-9,181,592	-15,295,674	7,263	268,000	225,718	286,388	-806,814	5,295,472	8,955,874	15,009,286
QAMC	-978,241	-641,257	5,650,986	4,208,323	-600	-28,832	-520,278	-2,675,898	978,841	670,089	-5,130,708	-1,532,425
QATI	-90,619	-420,767	-465,689	-851,937	0	0	0	0	90,619	420,767	465,689	851,937
DOHI	-16,150	-31,250	-207,874	347,848	0	0	0	0	16,150	31,250	207,874	-347,848
QGRI	4,247	-104,503	-154,609	-210,839	0	0	0	-15,159	-4,247	104,503	154,609	225,998
AKHI	-8,656	-376,512	-219,673	-755,818	0	-7,250	0	0	8,656	383,762	219,673	755,818
QISI	-1,673	9,048	1,048	-87,393	0	0	0	556	1,673	-9,048	-1,048	86,837
QLMI	-3,354	-39,754	-42,920	18,725	0	0	0	0	3,354	39,754	42,920	-18,725
UDCD	-741,746	2,047,126	1,947,572	1,424,450	0	20,000	120,000	15,120	741,746	-2,067,126	-2,067,572	-1,439,570
BRES	97,231	-255,003	-920,352	-5,580,769	0	12,100	12,100	-34,665	-97,231	242,903	908,252	5,615,434
ERES	-107,505	385,818	2,636,071	617,504	25,000	-220,329	-228,852	-34,232	82,505	-165,489	-2,407,219	-583,272
MRDS	-1,051,785	-3,046,545	-5,279,244	-8,133,181	10,764	310,758	343,591	419,701	1,041,021	2,735,787	4,935,653	7,713,480
ORDS	-934,047	-2,496,878	-3,401,286	-2,207,274	70,000	55,000	90,407	102,814	864,047	2,441,878	3,310,879	2,104,460
VFQS	195,554	381,510	825,230	1,350,217	-312,266	-132,207	157,792	18,227	116,712	-249,303	-983,022	-1,368,444
QNNS	-162,311	-453,391	-362,519	-572,840	0	0	0	4,000	162,311	453,391	362,519	568,840
GWCS	346,152	552,036	1,394,899	1,262,406	0	-5,820	28,116	34,936	-346,152	-546,216	-1,423,015	-1,297,342
QGTS	-224,910	-4,945,129	-6,450,734	-13,063,326	-384,503	-428,503	-450,503	-799,849	609,413	5,373,632	6,901,237	13,863,175

Insider Traders For the Last Week

Company	Buy	Sell	Net
IGRD	6,329,096	0	6,329,096
QGTS	210,000	0	210,000
QIMD	78,808	0	78,808
SIIS	58,989	0	58,989
IQCD	18,480	0	18,480
QFLS	11,647	0	11,647

Trading Value by nationality for the past week

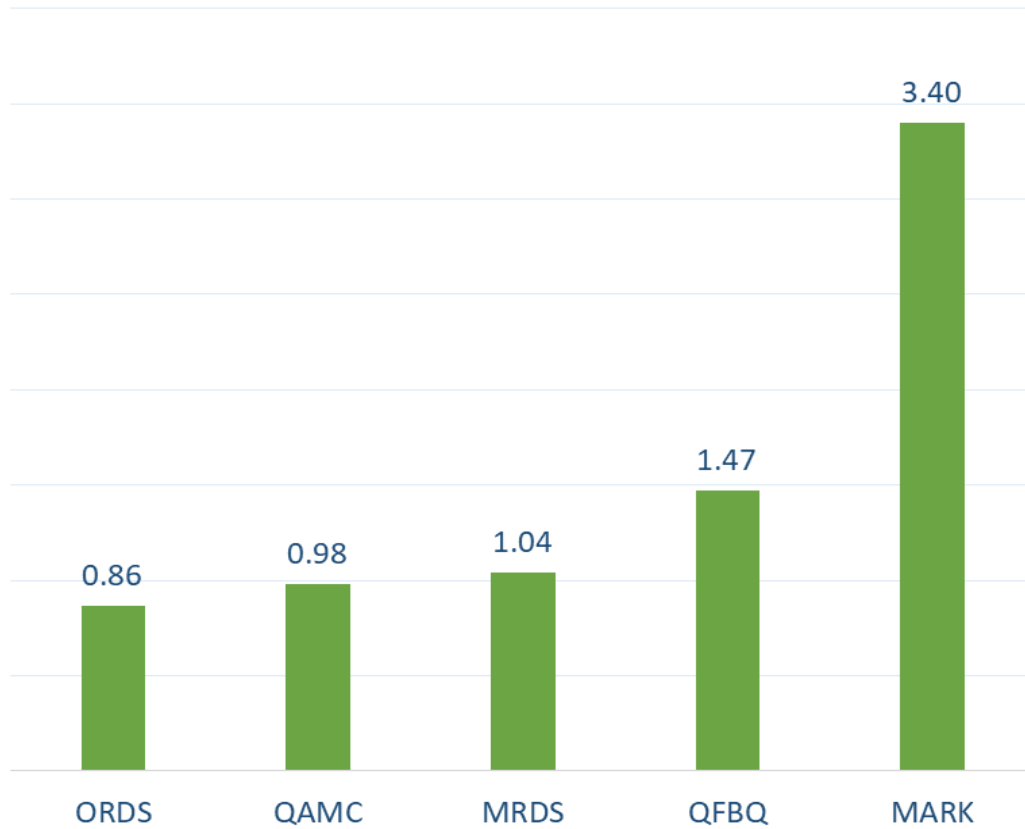
Nationality	Purchasing Value	Selling Value	Difference
Qataris	1,225.05	1,293.92	-68.87
GCC	154.64	98.90	55.74
Arab	200.45	205.53	-5.08
Foreigners	513.19	494.98	18.21
Total	2,093.32	2,093.32	0.00

In million QAR

Trading by nationality for the past week

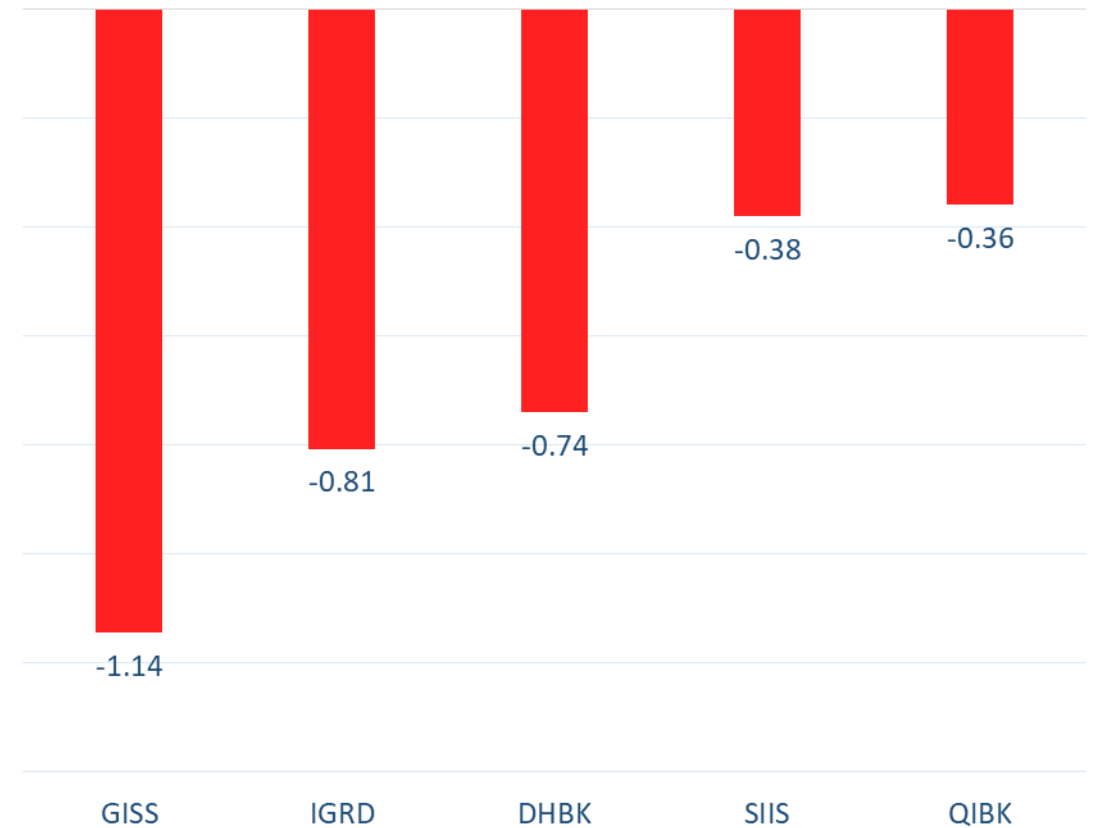
Nationality	Buy %	Sell %	Net
Qataris	58.52%	61.81%	-3.29%
GCC	7.39%	4.72%	2.66%
Arab	9.58%	9.82%	-0.24%
Foreigners	24.52%	23.65%	0.87%

Top 5 Companies bought (net) by **Foreigners** in the last session



In million shares

Top 5 Companies sold (net) by **Foreigners** in the last session



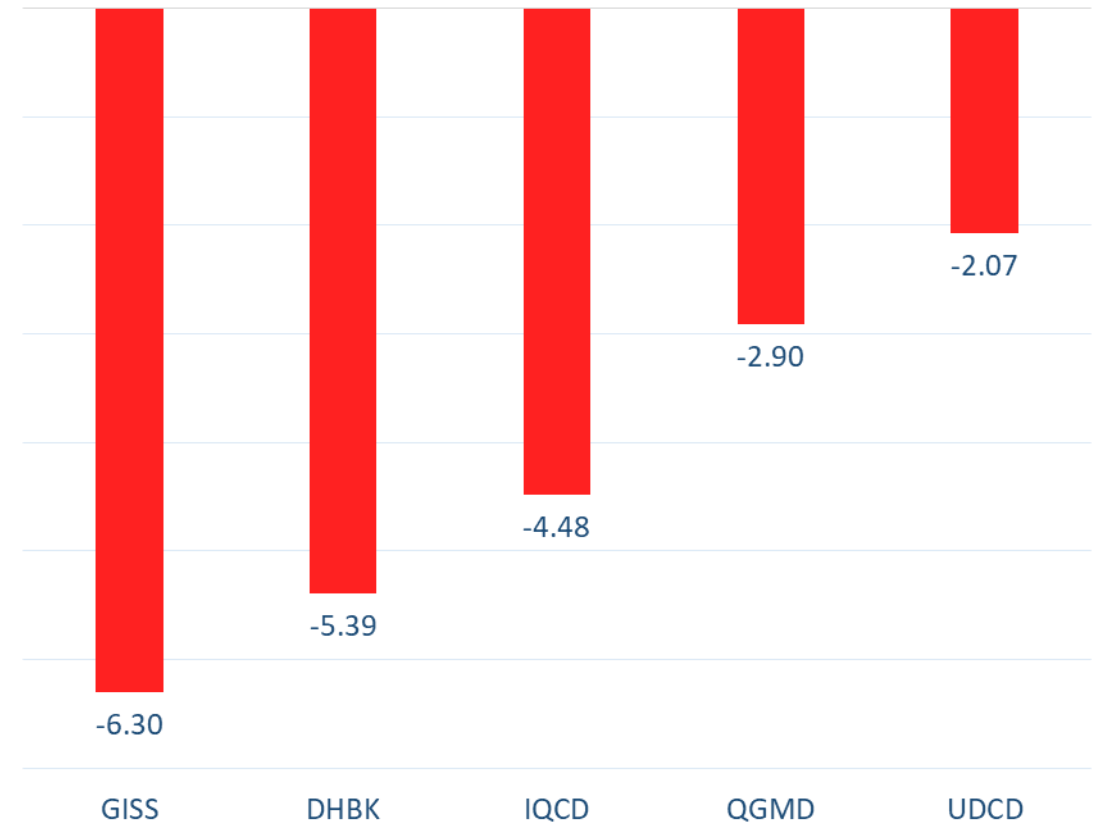
In million shares

Top 5 Companies bought (net) by **Foreigners** over the last week



In million shares

Top 5 Companies sold (net) by **Foreigners** over the last week



In million shares



The figures represent a change in the number of shares.

Daily Change: The net change between 16th and 15th of February trading sessions

Change for the last 5 sessions: The total daily net change for the last 5 sessions.


Change for the last 10 sessions: The total daily net change for the last 10 sessions.

Change for the last 20 sessions: The total daily net change for the last 20 sessions.

DISCLAIMER:

The information contained was obtained from various public sources believed to be reliable, but we do not guarantee its accuracy. Wasata Financial Securities makes no representations or warranties (express or implied) regarding the data and information provided and Wasata Financial Securities does not represent that the information content of this document is complete, or free from any error, not misleading, or fit for any particular purpose. This report document provides general information only. Neither the information nor any opinion expressed constitutes an offer or an invitation to make an offer, to buy or sell any securities or other investment products related to such securities or investments.

This report document contained is subject to change without prior notice. Wasata assumes no responsibility to update the information in this report document.



Prepared by Financial Advisory Department


للأوراق المالية
FINANCIAL SECURITIES

+974 44498880

ramzi.qasmieh@Wasata.qa