



Daily Report for Ownership Changes

23rd of February 2023 Session

Company	23-Feb											
	Qatari				GCC				Foreigners			
	Daily Chg.	Last 5 Sessions Chg.	Last 10 Sessions Chg.	Last 20 Sessions Chg.	Daily Chg.	Last 5 Sessions Chg.	Last 10 Sessions Chg.	Last 20 Sessions Chg.	Daily Chg.	Last 5 Sessions Chg.	Last 10 Sessions Chg.	Last 20 Sessions Chg.
QNBK	80,726	-23,612,006	-26,667,595	-26,652,779	0	2,154	122,922	180,961	-80,726	23,609,852	26,544,673	26,471,818
QIBK	-1,326,183	-2,002,529	-1,485,026	1,056,413	267	267	-9,696	-4,593	1,325,916	2,002,262	1,494,722	-1,051,820
CBQK	9,812	-757,875	-3,943,541	-4,939,426	0	0	0	-10,000	-9,812	757,875	3,943,541	4,949,426
DHBK	-435,533	-33,254,693	-28,109,362	-14,553,190	40,000	22,160	267,009	147,118	395,533	33,232,533	27,842,353	14,406,072
ABQK	-18	-10,018	-9,504	-3,396	0	0	0	0	18	10,018	9,504	3,396
QIJK	164,084	-231,787	-980,313	-1,672,898	0	0	0	0	-164,084	231,787	980,313	1,672,898
MARK	-341,187	-41,047,879	-42,405,470	-34,616,295	-9,870	-126,435	-255,992	-143,740	351,057	41,174,314	42,661,462	34,760,035
DUBK	-3,456,034	-5,760,649	#N/A	#N/A	28	56,288	#N/A	#N/A	3,456,006	5,704,361	#N/A	#N/A
QFBQ	-131,680	-564,763	-3,171,341	-4,746,486	0	765,693	770,597	414,659	131,680	-200,930	2,400,744	4,331,827
NLCS	41,473	-637,656	626,066	1,839,744	0	13,554	-64,677	-98,288	-41,473	624,102	-561,389	-1,741,456
DBIS	-403,706	-15,717,282	-18,093,943	-17,785,308	41,809	57,450	195,382	359,732	361,897	15,659,832	17,898,561	17,425,576
QOIS	-27,363	-195,954	63,873	739,501	3,378	65,178	54,178	35,998	23,985	130,776	-118,051	-775,499
IHGS	-62,934	80,497	-156,165	-175,786	0	-10,649	192,880	202,000	62,934	-69,848	-36,715	-26,214
ZHCD	0	-792	-5,511	16,538	0	352	352	352	0	440	5,159	-16,890
QGMD	129,199	271,324	2,885,278	3,495,939	0	13,703	304,264	147,073	-129,199	-285,027	-3,189,542	-3,643,012
SIIS	-108,197	-170,795	-1,868,927	-834,151	132,311	134,467	597,451	554,586	-24,114	36,328	1,271,476	279,565
BLDN	-32,516	-617,363	-567,280	-766,246	0	38,696	38,696	22,093	32,516	578,667	528,584	744,153
MCGS	5,736	44,988	123,324	-162,309	0	-30,000	-120,000	-52,762	-5,736	-14,988	-3,324	215,071
QCFS	-50	19,950	19,910	17,870	0	0	0	0	50	-19,950	-19,910	-17,870
QFLS	81,713	-536,793	-1,758,281	-2,588,979	0	0	-1,959	-1,959	-81,713	536,793	1,760,240	2,590,938
WDAM	-23,230	-68,999	207,866	273,029	-350	-350	-350	965	23,580	69,349	-207,516	-273,994
MCCS	-99,574	-281,548	-292,318	-125,744	-68,094	-14,141	921	28,379	167,668	295,689	291,397	97,365
MERS	9,348	-111,488	-136,087	-57,771	0	0	-250	166	-9,348	111,488	136,337	57,605
QIMD	100	-27,787	93,562	18,920	0	0	-21,425	-21,425	-100	27,787	-72,137	2,505
QNCD	-13,991	-153,419	36,251	361,805	0	4,005	4,005	18,012	13,991	149,414	-40,256	-379,817
IQCD	-377,575	-230,155	4,198,205	-2,072,965	2,111	18,991	71,717	56,241	375,464	211,164	-4,269,922	2,016,724
QIGD	-285,637	-128,418	-749,022	-2,127,220	18,000	66,700	66,700	-28,913	267,637	61,718	682,322	2,156,133

									23-Feb			
Company	Qatari				GCC				Foreigners			
	Daily Chg.	Last 5 Sessions Chg.	Last 10 Sessions Chg.	Last 20 Sessions Chg.	Daily Chg.	Last 5 Sessions Chg.	Last 10 Sessions Chg.	Last 20 Sessions Chg.	Daily Chg.	Last 5 Sessions Chg.	Last 10 Sessions Chg.	Last 20 Sessions Chg.
IQCD	-377,575	-230,155	4,198,205	-2,072,965	2,111	18,991	71,717	56,241	375,464	211,164	-4,269,922	2,016,724
QIGD	-285,637	-128,418	-749,022	-2,127,220	18,000	66,700	66,700	-28,913	267,637	61,718	682,322	2,156,133
QEWS	135,755	-2,361,244	-2,186,953	-2,208,745	0	2,000	2,000	3,222	-135,755	2,359,244	2,184,953	2,205,523
AHCS	9,855	108,541	296,212	410,015	0	0	0	-10,000	-9,855	-108,541	-296,212	-400,015
GISS	473,668	1,510,378	7,969,819	14,784,174	0	0	-162,794	-99,228	-473,668	-1,510,378	-7,807,025	-14,684,946
MPHC	146,800	-259,076	-555,032	-5,835,282	0	0	-43,956	-27,338	-146,800	259,076	598,988	5,862,620
IGRD	3,904,608	-2,107,318	-7,670,790	-16,661,332	177,462	-15,578	252,422	215,848	-4,082,070	2,122,896	7,418,368	16,445,484
QAMC	-752,582	-4,042,065	-4,683,322	3,818,227	-18,930	-2,482	-31,314	-572,243	771,512	4,044,547	4,714,636	-3,245,984
QATI	4,384,222	-46,239,373	-46,660,140	-46,819,662	0	0	0	0	-4,384,222	46,239,373	46,660,140	46,819,662
DOHI	610	-36,176	-67,426	42,088	0	0	0	0	-610	36,176	67,426	-42,088
QGRI	11,100	2,831	-101,672	-203,822	0	0	0	0	-11,100	-2,831	101,672	203,822
AKHI	-69,815	134,574	-241,938	-261,163	0	0	-7,250	0	69,815	-134,574	249,188	261,163
QISI	0	17,368	26,416	-53,243	0	0	0	0	0	-17,368	-26,416	53,243
BEMA	8,800	-236	16,043	266,728	0	0	0	0	-8,800	236	-16,043	-266,728
QLMI	2,046	1,758	-37,996	37,870	0	0	0	0	-2,046	-1,758	37,996	-37,870
UDCD	79,068	-8,329,855	-6,282,729	-6,708,353	0	0	20,000	95,120	-79,068	8,329,855	6,262,729	6,613,233
BRES	189,378	-62,855,782	-63,110,785	-65,651,458	0	-7,091	5,009	6,509	-189,378	62,862,873	63,105,776	65,644,949
ERES	2,358,079	893,795	1,279,613	4,291,293	0	-74,112	-294,441	-28,635	-2,358,079	-819,683	-985,172	-4,262,658
MRDS	-270,707	4,668,591	1,622,046	-108,905	-7,000	-7,000	303,758	326,620	277,707	-4,661,591	-1,925,804	-217,715
ORDS	576,820	1,665,546	-831,332	-2,065,397	50,000	13,841	68,841	103,871	-626,820	-1,679,387	762,491	1,961,526
VFQS	-145,991	1,909,239	2,290,749	3,294,677	6,270	-1,522,452	-1,654,659	-1,375,550	139,721	-386,787	-636,090	-1,919,127
QNN5	-612,133	-17,486,702	-17,940,093	-17,695,675	0	0	0	4,000	612,133	17,486,702	17,940,093	17,691,675
GWCS	17,368	492,551	1,044,587	2,123,136	0	0	-5,820	28,116	-17,368	-492,551	-1,038,767	-2,151,252
QGTS	-485,445	-2,478,791	-7,423,920	-12,229,184	0	-250,567	-679,070	-774,745	485,445	2,729,358	8,102,990	13,003,929

Insider Traders For the Last Week

Company	Buy	Sell	Net
CBKQ	0	7,393	-7,393
QNCD	3,400	203,000	-199,600
IQCD	4,270	700	3,570
IGRD	2,910,858	0	2,910,858
SIIS	16,756	0	16,756
QEWS	0	465,840	-465,840
MPHC	0	5,000	-5,000
QATI	7,617,440	0	7,617,440
MARK	272,517	874,614	-602,097

Trading Value by nationality for the past week

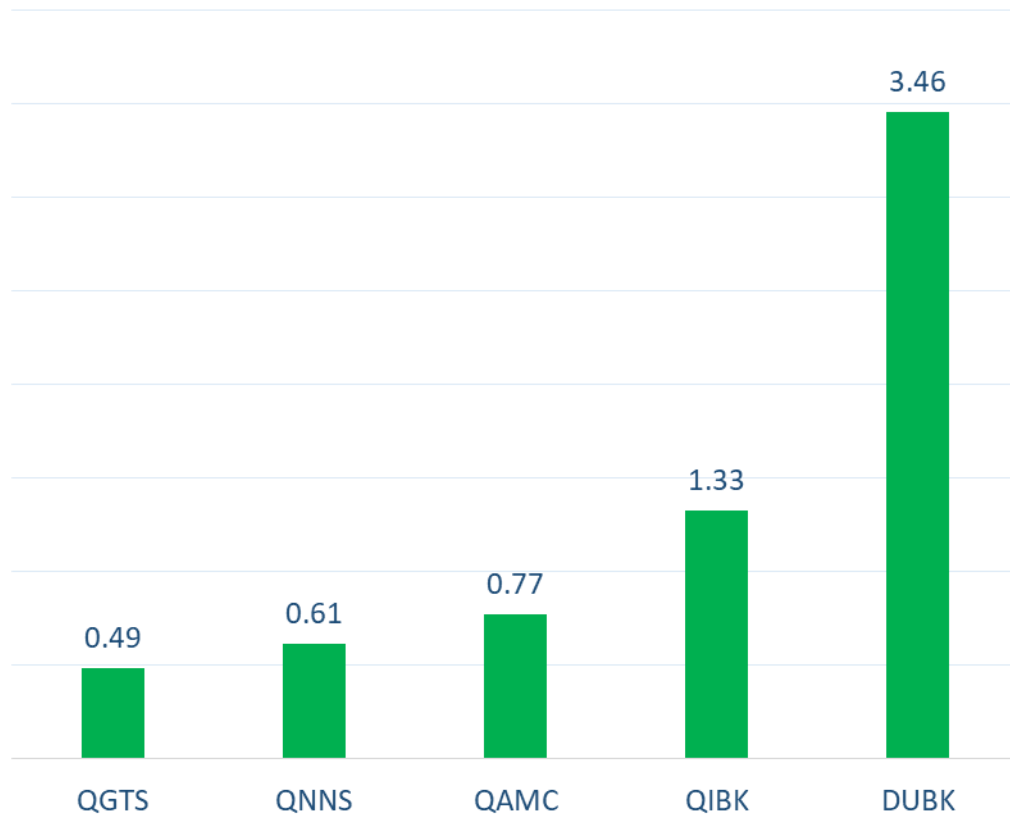
Nationality	Purchasing Value	Selling Value	Difference
Qataris	1,259.52	1,370.44	-110.92
GCC	80.94	54.55	26.39
Arab	222.33	222.32	0.02
Foreigners	477.45	392.93	84.52
Total	2,040.25	2,040.24	0.00

In million QAR

Trading by nationality for the past week

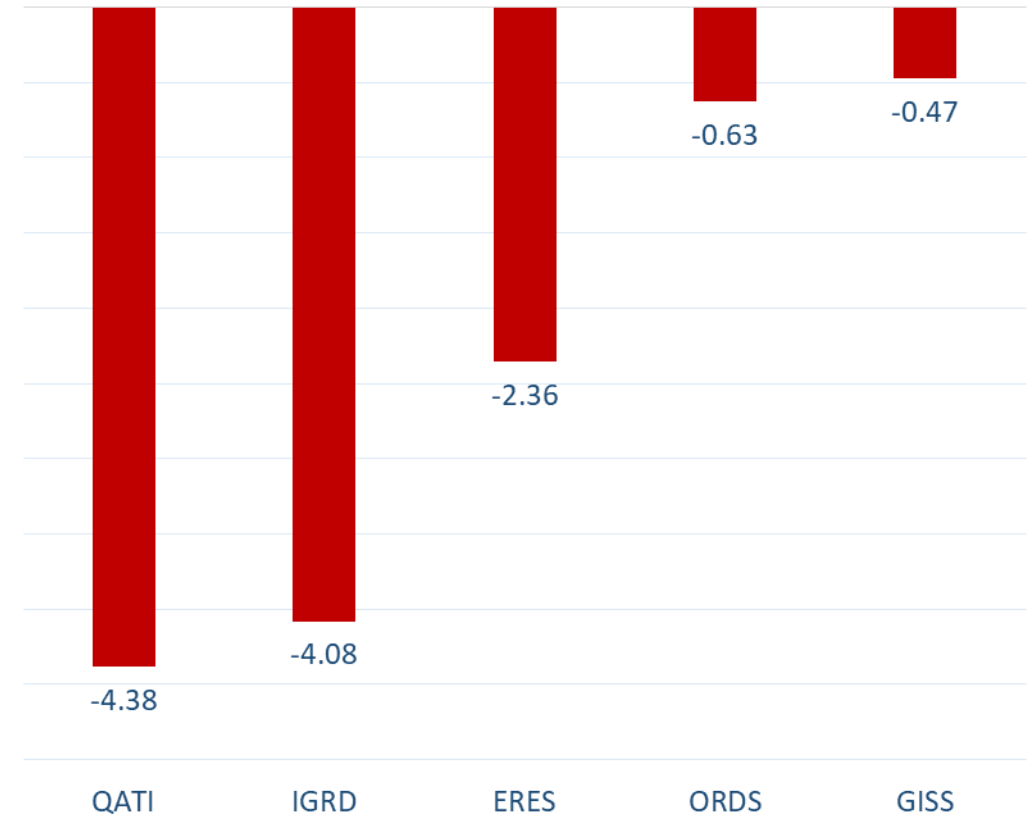
Nationality	Buy %	Sell %	Net
Qataris	61.73%	67.17%	-5.44%
GCC	3.97%	2.67%	1.29%
Arab	10.90%	10.90%	0.00%
Foreigners	23.40%	19.26%	4.14%

Top 5 Companies bought (net) by **Foreigners** in the last session



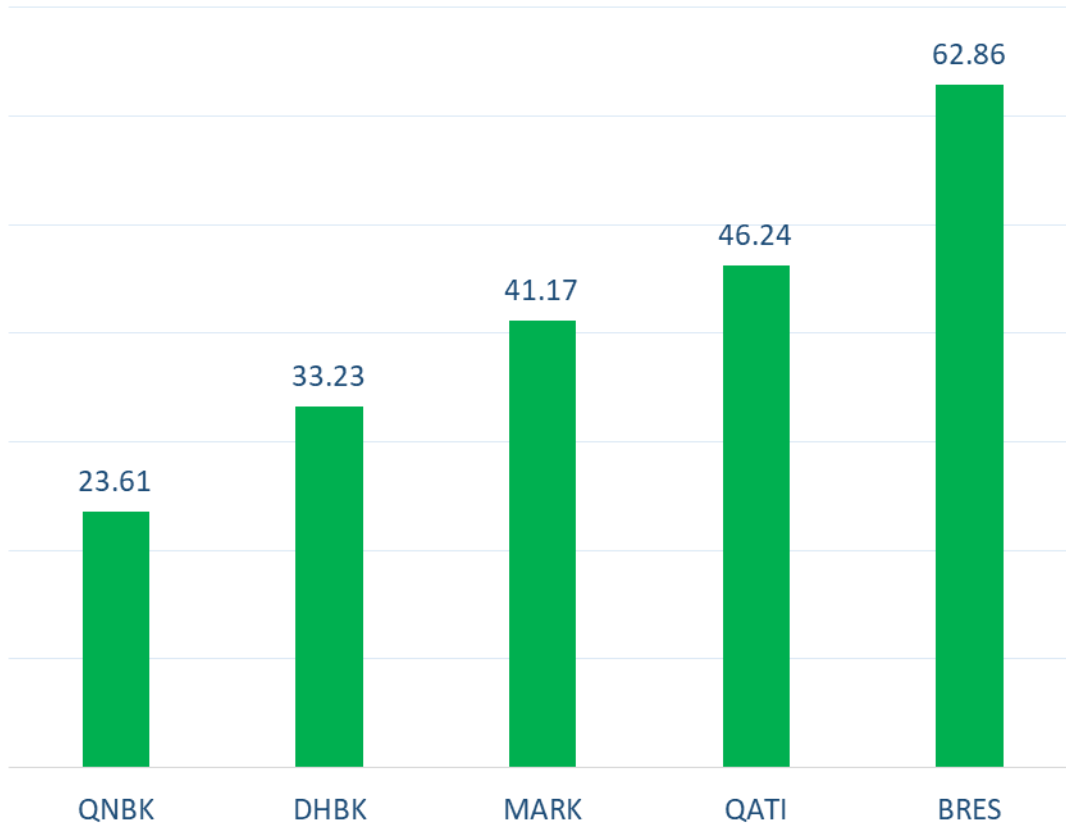
In million shares

Top 5 Companies sold (net) by **Foreigners** in the last session



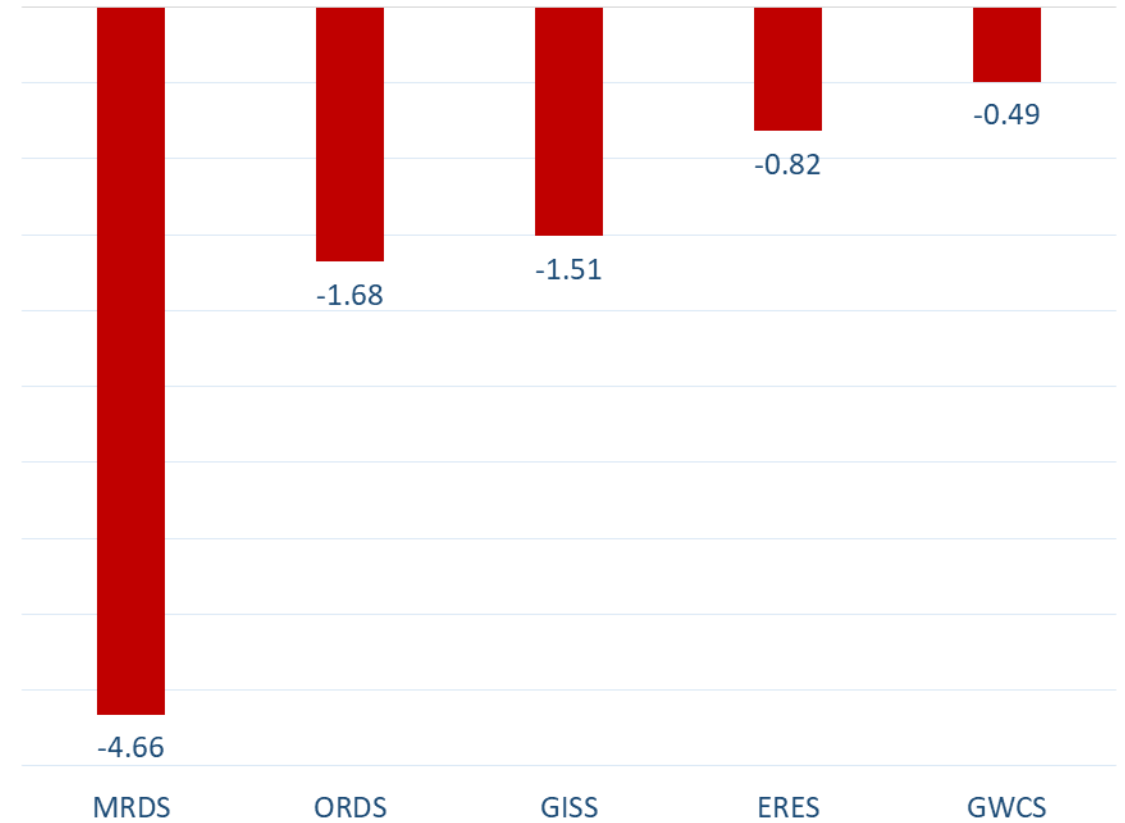
In million shares

Top 5 Companies bought (net) by **Foreigners** over the last week



In million shares

Top 5 Companies sold (net) by **Foreigners** over the last week



In million shares



The figures represent a change in the number of shares.

Daily Change: The net change between 23rd and 22nd of February trading sessions

Change for the last 5 sessions: The total daily net change for the last 5 sessions.

Change for the last 10 sessions: The total daily net change for the last 10 sessions.

Change for the last 20 sessions: The total daily net change for the last 20 sessions.

DISCLAIMER:

The information contained was obtained from various public sources believed to be reliable, but we do not guarantee its accuracy. Wasata Financial Securities makes no representations or warranties (express or implied) regarding the data and information provided and Wasata Financial Securities does not represent that the information content of this document is complete, or free from any error, not misleading, or fit for any particular purpose. This report document provides general information only. Neither the information nor any opinion expressed constitutes an offer or an invitation to make an offer, to buy or sell any securities or other investment products related to such securities or investments.

This report document contained is subject to change without prior notice. Wasata assumes no responsibility to update the information in this report document.



Prepared by Financial Advisory Department


للأوراق المالية
FINANCIAL SECURITIES

+974 44498880
ramzi.qasmieh@Wasata.qa