



Daily Report for Ownership Changes

12th of February 2023 Session

Company									12-Feb			
	Qatari				GCC				Foreigners			
	Daily Chg.	Last 5 Sessions Chg.	Last 10 Sessions Chg.	Last 20 Sessions Chg.	Daily Chg.	Last 5 Sessions Chg.	Last 10 Sessions Chg.	Last 20 Sessions Chg.	Daily Chg.	Last 5 Sessions Chg.	Last 10 Sessions Chg.	Last 20 Sessions Chg.
QNBK	-351,749	-522,049	-437,013	1,266,891	21,451	165,016	200,009	219,780	330,298	357,033	237,004	-1,486,671
QIBK	160,985	1,572,264	2,790,149	5,749,324	0	9,963	5,103	23,777	-160,985	-1,582,227	-2,795,252	-5,773,101
CBQK	-250,832	-1,635,913	-1,266,987	-15,293,379	-7,537	-2,851	-10,000	0	258,369	1,638,764	1,276,987	15,293,379
DHBK	614,568	-6,472,175	15,970,674	19,153,925	5,180	-215,242	119,266	113,531	-619,748	6,687,417	-16,089,940	-19,267,456
ABQK	0	0	6,108	1,874	0	0	0	136	0	0	-6,108	-2,010
QIJK	19,564	-225,996	-515,372	-1,256,275	0	0	0	23,005	-19,564	225,996	515,372	1,233,270
MARK	-289,065	3,351,019	10,579,033	5,560,663	-50,250	-99,526	31,767	137,496	339,315	-3,251,493	-10,610,800	-5,698,159
QFBQ	-212,980	-545,883	-2,292,323	-2,371,933	5,559	6,581	-349,357	126,431	207,421	539,302	2,641,680	2,245,502
NLCS	359,373	480,743	1,053,436	3,423,866	0	-4,500	-38,308	-66,134	-359,373	-476,243	-1,015,128	-3,357,732
DBIS	10,961	246,865	461,633	469,701	-100,700	-53,763	71,563	177,903	89,739	-193,102	-533,196	-647,604
QOIS	511,630	627,356	1,128,298	1,106,719	0	-20,180	-24,180	-23,328	-511,630	-607,176	-1,104,118	-1,083,391
IHGS	-175,179	-284,463	-334,084	-519,688	0	112,640	112,640	112,640	175,179	171,823	221,444	407,048
ZHCD	-1,000	-2,558	20,791	6,819	0	0	0	0	1,000	2,558	-20,791	-6,819
QGMD	13,397	2,089,088	3,015,057	-1,940,368	0	-14,197	-171,388	-169,791	-13,397	-2,074,891	-2,843,669	2,110,159
SIIS	-517,391	-1,113,887	215,912	984,889	0	317,133	269,169	439,343	517,391	796,754	-485,081	-1,424,232
BLDN	30,129	-106,498	102,998	1,501,089	0	-16,603	-16,603	-67,603	-30,129	123,101	-86,395	-1,433,486
MCGS	-2,052	43,294	-293,629	-827,136	0	0	67,238	67,238	2,052	-43,294	226,391	759,898
QCFS	-40	1,460	-2,080	-6,080	0	0	0	0	40	-1,460	2,080	6,080
QFLS	15,863	22,166	-872,220	-3,744,172	0	0	0	74,192	-15,863	-22,166	872,220	3,669,980
WDAM	148,787	126,149	128,076	-199,804	0	1,315	1,315	743	-148,787	-127,464	-129,391	199,061
MCCS	-50,553	-173,882	165,287	-118,415	0	2,714	27,458	17,458	50,553	171,168	-192,745	100,957
MERS	9,838	21,179	94,139	-289,614	0	0	0	387	-9,838	-21,179	-94,139	289,227
QIMD	69,628	-62,569	-25,670	-14,141	0	0	0	21,425	-69,628	62,569	25,670	-7,284
QNCD	11,972	159,014	439,970	-30,941	0	408	14,007	1,857	-11,972	-159,422	-453,977	29,084

									12-Feb			
Company	Qatari				GCC				Foreigners			
	Daily Chg.	Last 5 Sessions Chg.	Last 10 Sessions Chg.	Last 20 Sessions Chg.	Daily Chg.	Last 5 Sessions Chg.	Last 10 Sessions Chg.	Last 20 Sessions Chg.	Daily Chg.	Last 5 Sessions Chg.	Last 10 Sessions Chg.	Last 20 Sessions Chg.
IQCD	1,474,433	351,443	-3,763,203	-5,889,102	88,666	101,768	22,098	170,858	-1,563,099	-453,211	3,741,105	5,718,244
QIGD	-35,295	-1,980,724	-1,879,934	-2,052,366	0	-89,664	-93,664	-28,506	35,295	2,070,388	1,973,598	2,080,872
QEWS	13,817	421,278	45,156	596,438	0	0	0	1,224	-13,817	-421,278	-45,156	-597,662
AHCS	44,735	134,196	222,972	-243,893	0	-10,000	-10,000	4,000	-44,735	-124,196	-212,972	239,893
GISS	-232,946	1,384,632	5,866,110	15,729,140	-50,000	-110,000	-77,574	-645,792	282,946	-1,274,632	-5,788,536	-15,083,348
MPHC	33,815	-665,011	-4,440,076	-10,457,756	0	-3,133	6,227	25,632	-33,815	668,144	4,433,849	10,432,124
IGRD	-1,753,869	-3,009,856	-10,016,812	-12,820,560	40,000	40,778	-19,634	75,682	1,713,869	2,969,078	10,036,446	12,744,878
QAMC	508,632	7,880,208	7,506,570	10,092,262	-3,100	-487,842	-522,316	-2,731,799	-505,532	-7,392,366	-6,984,254	-7,360,463
QATI	4,618	-310,006	-313,564	-758,787	0	0	0	-20,000	-4,618	310,006	313,564	778,787
DOHI	0	-222,149	68,114	372,667	0	0	0	-5,000	0	222,149	-68,114	-367,667
QGRI	-50,000	-57,106	-149,150	-97,384	0	0	0	-15,159	50,000	57,106	149,150	112,543
AKHI	-190,876	-129,007	-84,439	-124,465	0	0	0	0	190,876	129,007	84,439	124,465
QISI	-50	-4,393	-76,500	-92,734	0	0	0	556	50	4,393	76,500	92,178
QLMI	-1,500	2,800	71,866	21,595	0	0	0	0	1,500	-2,800	-71,866	-21,595
UDCD	441,674	2,269,989	1,912,543	840,850	0	-7,500	75,120	-4,880	-441,674	-2,262,489	-1,987,663	-835,970
BRES	40,190	151,035	-1,654,501	-6,309,480	0	0	0	-46,765	-40,190	-151,035	1,654,501	6,356,245
ERES	1,108,429	2,180,756	3,757,803	3,076,583	-274,329	-282,852	-8,523	-70,788	-834,100	-1,897,904	-3,749,280	-3,005,795
MRDS	-394	-1,534,313	-841,616	-4,965,858	-53,668	63,722	88,751	240,055	54,062	1,470,591	752,865	4,725,803
ORDS	-104,844	-1,257,999	-1,470,486	-236,642	0	-1,638	33,391	39,386	104,844	1,259,637	1,437,095	197,256
VFQS	454,650	140,547	1,470,039	1,069,926	61,896	470,058	459,168	330,493	-516,546	-610,605	-1,929,207	-1,400,419
QNNS	-10,111	-109,703	162,911	-85,965	0	0	4,000	4,000	10,111	109,703	-166,911	81,965
GWCS	7,995	717,225	1,245,536	922,190	0	-5,820	28,116	34,936	-7,995	-711,405	-1,273,652	-957,126
QGTS	-198,712	-1,032,591	-4,795,684	-10,489,352	-3,000	-25,050	-102,520	-395,296	201,712	1,057,641	4,898,204	10,884,648

Trading values by nationality for the last Session

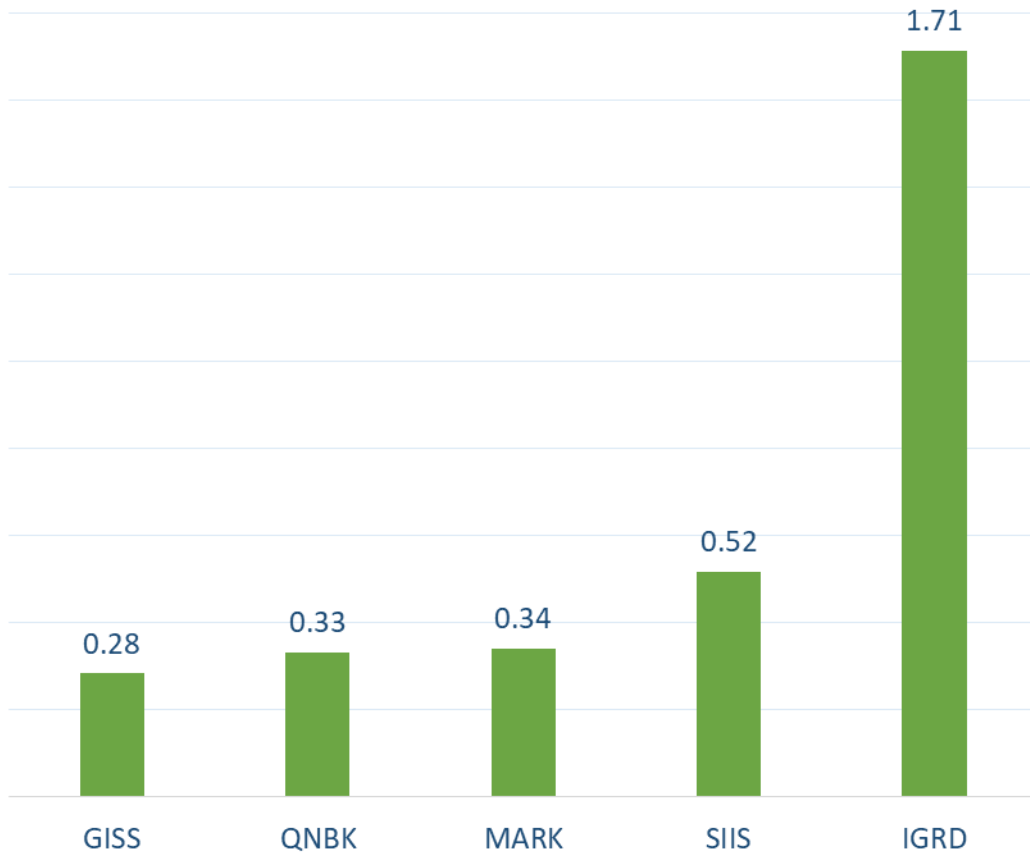
Nationality	Purchasing Value	Selling Value	Difference
Qataris	323.57	307.30	16.27
GCC	45.42	57.99	-12.57
Arab	44.76	41.34	3.42
Foreigners	37.08	44.19	-7.12
Total	450.82	450.82	0.00

In million QAR

Trading by nationality for the last Session

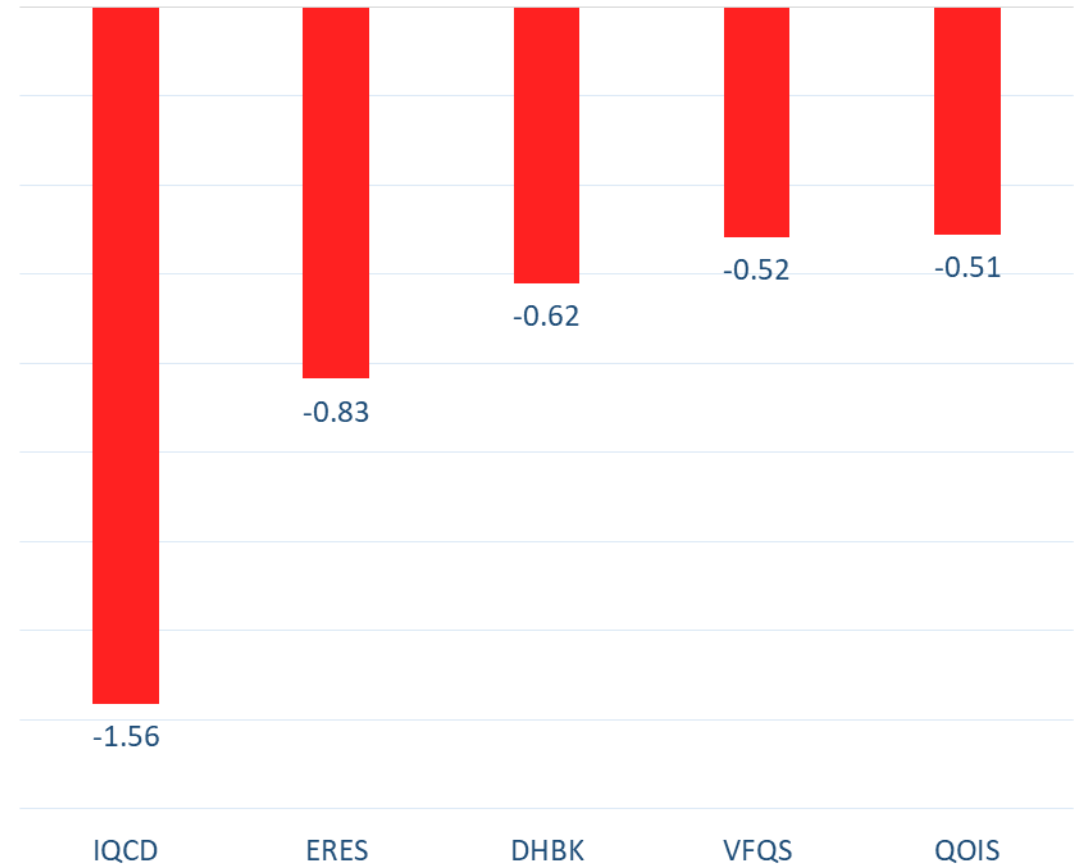
Nationality	Buy %	Sell %	Net
Qataris	71.77%	68.17%	3.61%
GCC	10.07%	12.86%	-2.79%
Arab	9.93%	9.17%	0.76%
Foreigners	8.22%	9.80%	-1.58%

Top 5 Companies bought (net) by **Foreigners** in the last session



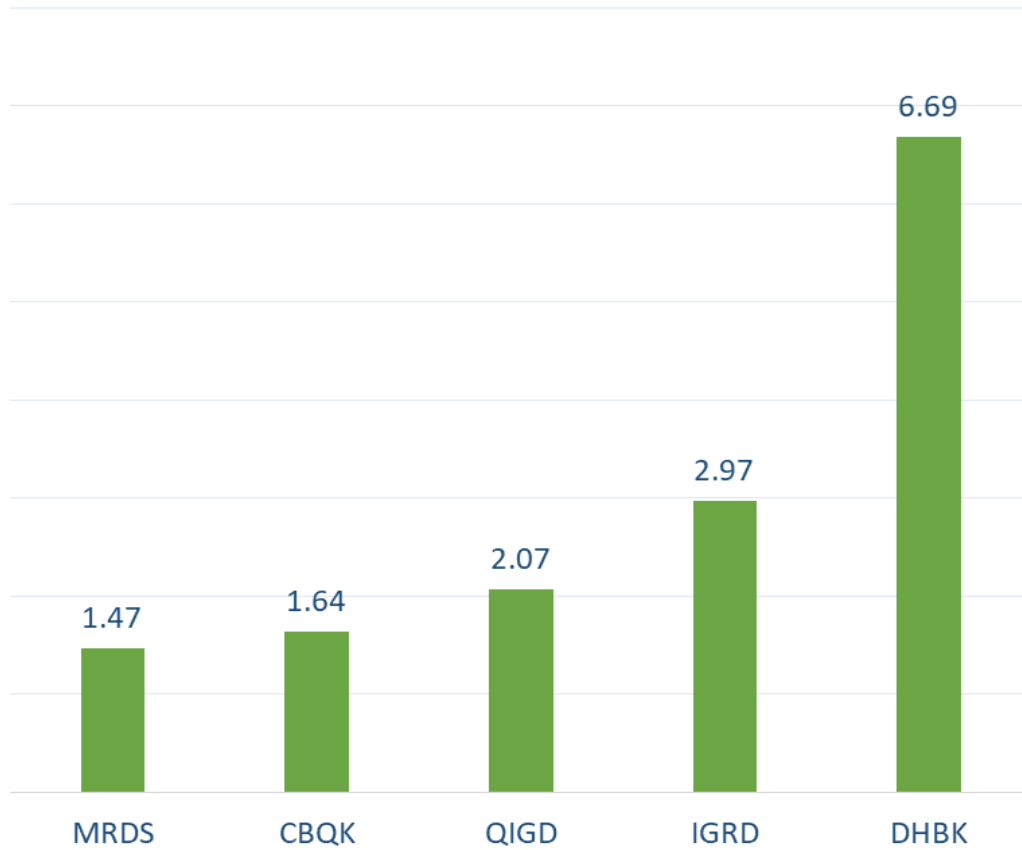
In million shares

Top 5 Companies sold (net) by **Foreigners** in the last session



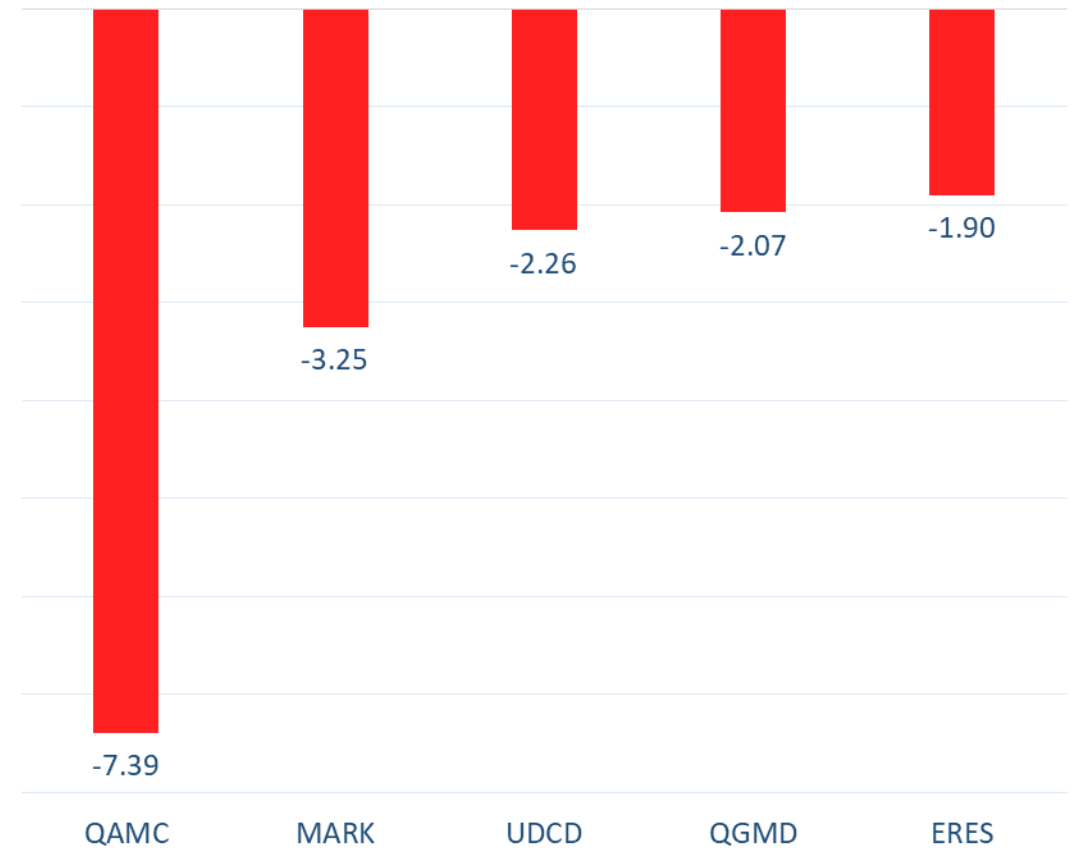
In million shares

Top 5 Companies bought (net) by **Foreigners** over the last week



In million shares

Top 5 Companies sold (net) by **Foreigners** over the last week



In million shares



The figures represent a change in the number of shares.

Daily Change: The net change between 12th and 9th of February trading sessions

Change for the last 5 sessions: The total daily net change for the last 5 sessions.

Change for the last 10 sessions: The total daily net change for the last 10 sessions.

Change for the last 20 sessions: The total daily net change for the last 20 sessions.

DISCLAIMER:

The information contained was obtained from various public sources believed to be reliable, but we do not guarantee its accuracy. Wasata Financial Securities makes no representations or warranties (express or implied) regarding the data and information provided and Wasata Financial Securities does not represent that the information content of this document is complete, or free from any error, not misleading, or fit for any particular purpose. This report document provides general information only. Neither the information nor any opinion expressed constitutes an offer or an invitation to make an offer, to buy or sell any securities or other investment products related to such securities or investments.

This report document contained is subject to change without prior notice. Wasata assumes no responsibility to update the information in this report document.



Prepared by Financial Advisory Department


للأوراق المالية
FINANCIAL SECURITIES

+974 44498880

ramzi.qasmieh@Wasata.qa