



Daily Report for Ownership Changes

13th of February 2023 Session

Company									13-Feb			
	Qatari				GCC				Foreigners			
	Daily Chg.	Last 5 Sessions Chg.	Last 10 Sessions Chg.	Last 20 Sessions Chg.	Daily Chg.	Last 5 Sessions Chg.	Last 10 Sessions Chg.	Last 20 Sessions Chg.	Daily Chg.	Last 5 Sessions Chg.	Last 10 Sessions Chg.	Last 20 Sessions Chg.
QNBK	-364,273	-1,404,854	-278,145	159,492	1,663	165,679	250,672	197,148	362,610	1,239,175	27,473	-356,640
QIBK	40,653	1,348,580	3,165,006	4,990,509	0	9,963	10,103	22,776	-40,653	-1,391,383	-3,175,109	-5,013,285
CBQK	-179,146	-1,528,841	-1,299,592	-15,379,504	0	-2,851	-5,000	0	179,146	1,531,692	1,304,592	15,379,504
DHBK	556,951	-5,974,781	16,052,726	13,073,449	0	-265,705	119,266	110,719	-556,951	6,240,486	-16,171,992	-13,184,168
ABQK	514	514	6,622	2,388	0	0	0	136	-514	-514	-6,622	-2,524
QIHK	196,152	191,519	35,711	-755,922	0	0	0	23,005	-196,152	-191,519	-35,711	732,917
MARK	670,077	5,427,891	7,424,268	4,507,709	-34,950	-92,916	-16,874	183,599	-635,127	-5,334,975	-7,407,394	-4,691,308
QFBQ	-350,825	-175,845	-2,420,732	-3,325,801	1,322	7,903	-348,035	127,753	349,503	167,942	2,768,767	3,198,048
NLCS	1,075,915	1,466,052	3,143,683	5,591,240	-36,000	-40,500	-74,308	-102,134	-1,039,915	-1,425,552	-3,069,375	-5,489,106
DBIS	-336,327	-277,590	231,854	-124,476	108,367	29,539	193,184	309,943	227,960	248,051	-425,038	-185,467
QOIS	60,459	720,988	1,071,461	1,445,980	-5,000	-21,180	-29,180	-28,328	-55,459	-699,808	-1,042,281	-1,417,652
IHGS	76,673	-534,732	-290,359	-441,867	87,360	200,000	200,000	200,000	-164,033	334,732	90,359	241,867
ZHCD	-210	-1,468	20,581	7,400	0	0	0	0	210	1,468	-20,581	-7,400
QGMD	-10,073	1,419,507	4,236,312	-1,450,689	300,000	285,803	128,612	234,886	-289,927	-1,705,310	-4,364,924	1,215,803
SIIS	-1,435,467	-1,984,663	-520,316	441,700	88,465	403,999	204,524	527,808	1,347,002	1,580,664	315,792	-969,508
BLDN	24,407	-8,718	-130,040	1,634,745	0	-16,603	-16,603	-67,603	-24,407	-56,159	146,643	-1,567,142
MCGS	34,273	49,037	-307,893	-722,136	-40,000	-40,000	27,238	27,238	5,727	-11,165	280,655	694,898
QCFS	0	960	-2,080	-6,080	0	0	0	0	0	-960	2,080	6,080
QFLS	-478,164	-248,397	-1,277,349	-4,065,067	0	0	0	72,192	478,164	248,397	1,277,349	3,992,875
WDAM	70,602	223,937	-25,290	-198,096	0	1,315	1,315	743	-70,602	-225,252	23,975	197,353
MCCS	39,356	-121,704	375,864	-35,506	0	1,641	27,458	17,458	-39,356	120,063	-403,322	18,048
MERS	-23,125	-1,921	-8,654	-281,525	-250	-250	-250	137	23,375	891	8,904	281,388
QIMD	-12,371	-56,784	-29,128	-115,650	0	0	0	21,425	12,371	50,004	29,128	94,225
QNCD	11,827	146,759	247,454	-23,443	0	408	14,007	1,857	-11,827	-152,187	-261,461	21,586

									13-Feb			
Company	Qatari				GCC				Foreigners			
	Daily Chg.	Last 5 Sessions Chg.	Last 10 Sessions Chg.	Last 20 Sessions Chg.	Daily Chg.	Last 5 Sessions Chg.	Last 10 Sessions Chg.	Last 20 Sessions Chg.	Daily Chg.	Last 5 Sessions Chg.	Last 10 Sessions Chg.	Last 20 Sessions Chg.
IQCD	385,126	1,865,731	-1,689,798	-6,505,779	-44,122	31,776	-22,024	107,265	-341,004	-1,931,318	1,711,822	6,398,514
QIGD	153,769	-1,871,212	-1,770,197	-1,949,474	-7,107	-116,771	-96,771	-35,613	-146,662	1,975,383	1,866,968	1,985,087
QEWS	-2,879	352,138	-79,016	411,872	0	0	0	1,222	2,879	-362,864	79,016	-413,094
AHCS	-4,913	115,922	226,816	-177,350	0	0	-10,000	4,000	4,913	-115,922	-216,816	173,350
GISS	1,088,430	2,037,813	5,791,557	17,440,406	-7,794	-117,794	-107,794	-403,358	-1,080,636	-1,920,019	-5,683,763	-17,037,048
MPHC	-112,301	-214,869	-3,566,730	-10,329,492	-40,823	-43,956	-42,756	-12,644	153,124	258,825	3,609,486	10,342,136
IGRD	-396,211	-3,178,030	-10,218,750	-12,605,813	114,785	161,285	95,151	183,173	281,426	3,016,745	10,123,599	12,422,640
QAMC	410,210	5,577,766	5,920,957	11,038,142	-16,971	-323,633	-537,960	-2,698,346	-393,239	-5,254,133	-5,382,997	-8,339,796
QATI	-13,330	-260,950	-314,405	-772,137	0	0	0	0	13,330	260,950	314,405	772,137
DOHI	0	-174,446	33,671	372,667	0	0	0	-5,000	0	174,446	-33,671	-367,667
QGRI	-46,990	-69,096	-184,702	-144,374	0	0	0	-15,159	46,990	69,096	184,702	159,533
AKHI	-95,735	-334,357	-168,503	-212,217	0	-7,250	0	0	95,735	341,607	168,503	212,217
QISI	-8,196	-12,089	26,686	-100,930	0	0	0	556	8,196	12,089	-26,686	100,374
QLMI	-34,900	-32,100	-51,410	-17,605	0	0	0	0	34,900	32,100	51,410	17,605
UDCD	567,175	2,773,887	2,414,957	1,277,091	20,000	12,200	95,120	15,120	-587,175	-2,786,087	-2,510,077	-1,292,211
BRES	-887,487	-677,039	-1,707,060	-6,720,865	0	-17,230	0	-46,765	887,487	651,203	1,707,060	6,767,630
ERES	-248,948	828,408	2,633,150	2,113,487	0	-282,852	-8,523	-88,232	248,948	-545,556	-2,624,627	-2,025,255
MRDS	987,979	1,167,916	-172,893	-3,596,151	-156,145	-92,423	-67,394	115,102	-831,834	-1,075,493	240,287	3,481,049
ORDS	-753,590	-1,816,873	-2,009,975	-800,064	224	-1,414	33,615	41,399	753,366	1,818,287	1,976,360	758,665
VFQS	37,276	227,056	1,281,622	1,081,913	0	470,058	459,168	330,493	-37,276	-834,070	-1,740,790	-1,412,406
QNNS	-37,600	-184,203	89,915	-209,932	0	0	4,000	4,000	37,600	144,043	-93,915	205,932
GWCS	12,552	684,723	1,178,691	954,964	0	-5,820	28,116	34,936	-12,552	-684,163	-1,206,807	-989,900
QGTS	-630,770	-1,181,441	-3,832,339	-10,669,055	16,000	-5,050	-31,020	-406,981	614,770	1,186,491	3,863,359	11,076,036

Trading values by nationality for the last Session

Nationality	Purchasing Value	Selling Value	Difference
Qataris	217.74	230.45	-12.70
GCC	18.95	9.31	9.64
Arab	37.52	48.50	-10.98
Foreigners	135.11	121.06	14.05
Total	409.32	409.32	0.00

In million QAR

Trading by nationality for the last Session

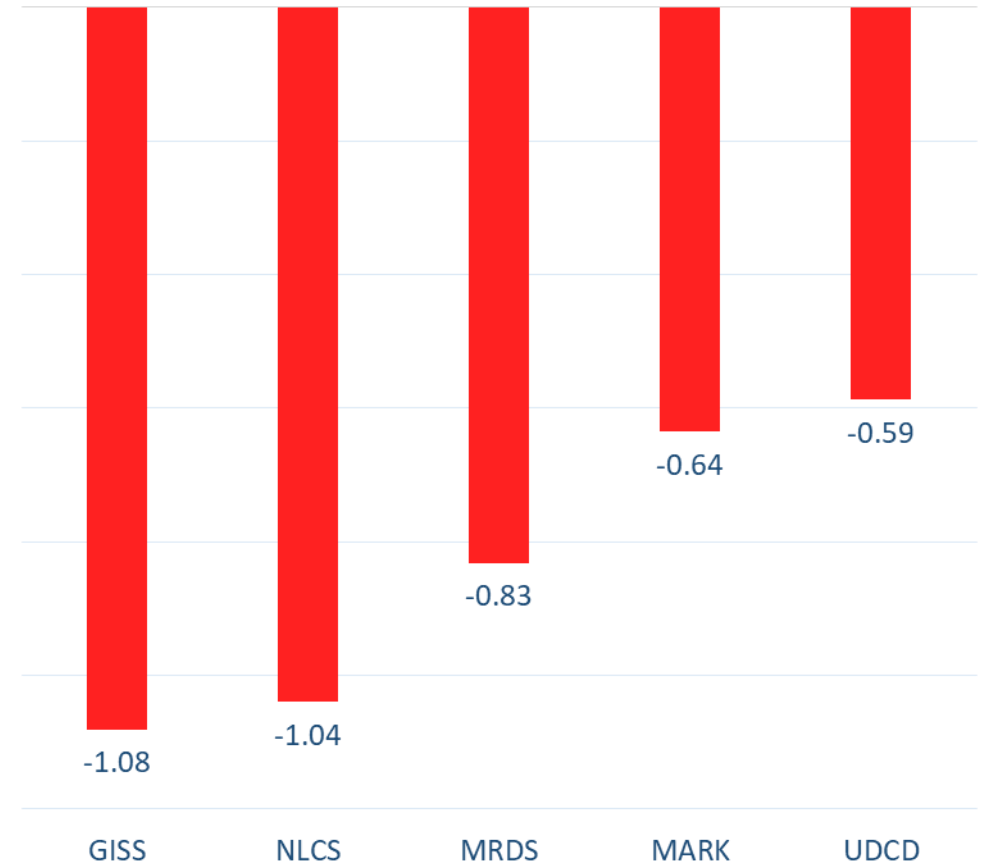
Nationality	Buy %	Sell %	Net
Qataris	53.20%	56.30%	-3.10%
GCC	4.63%	2.28%	2.35%
Arab	9.17%	11.85%	-2.68%
Foreigners	33.01%	29.58%	3.43%

Top 5 Companies bought (net) by **Foreigners** in the last session



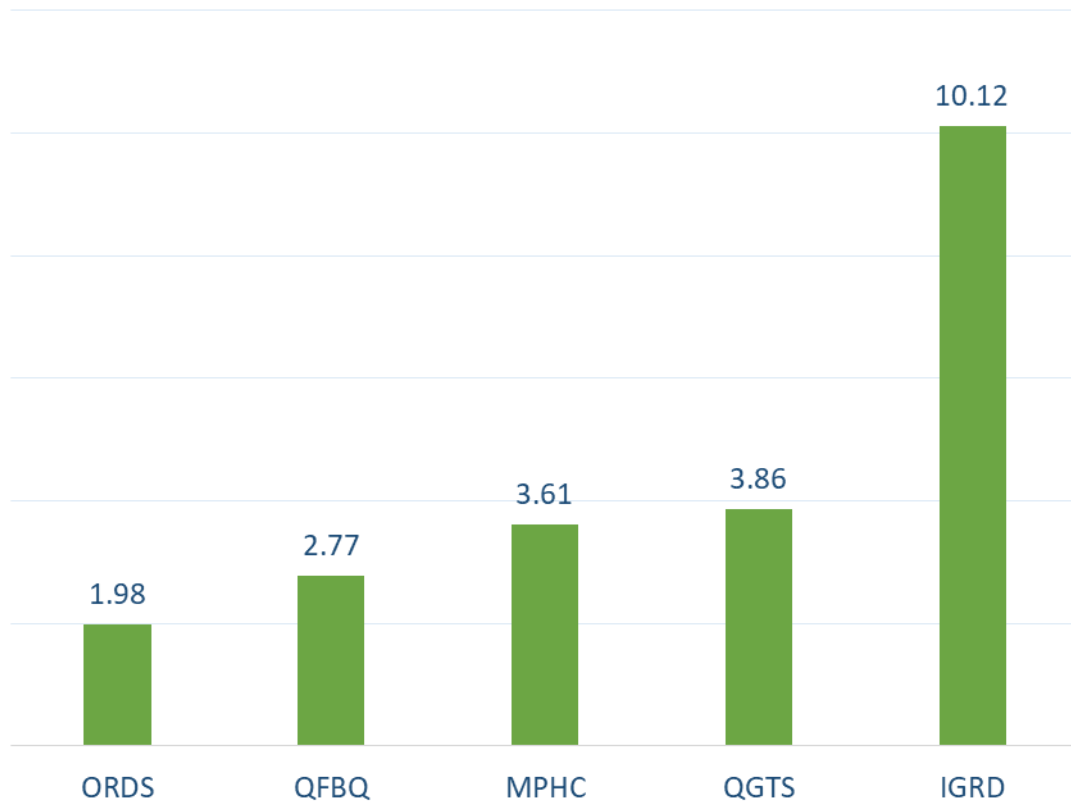
In million shares

Top 5 Companies sold (net) by **Foreigners** in the last session



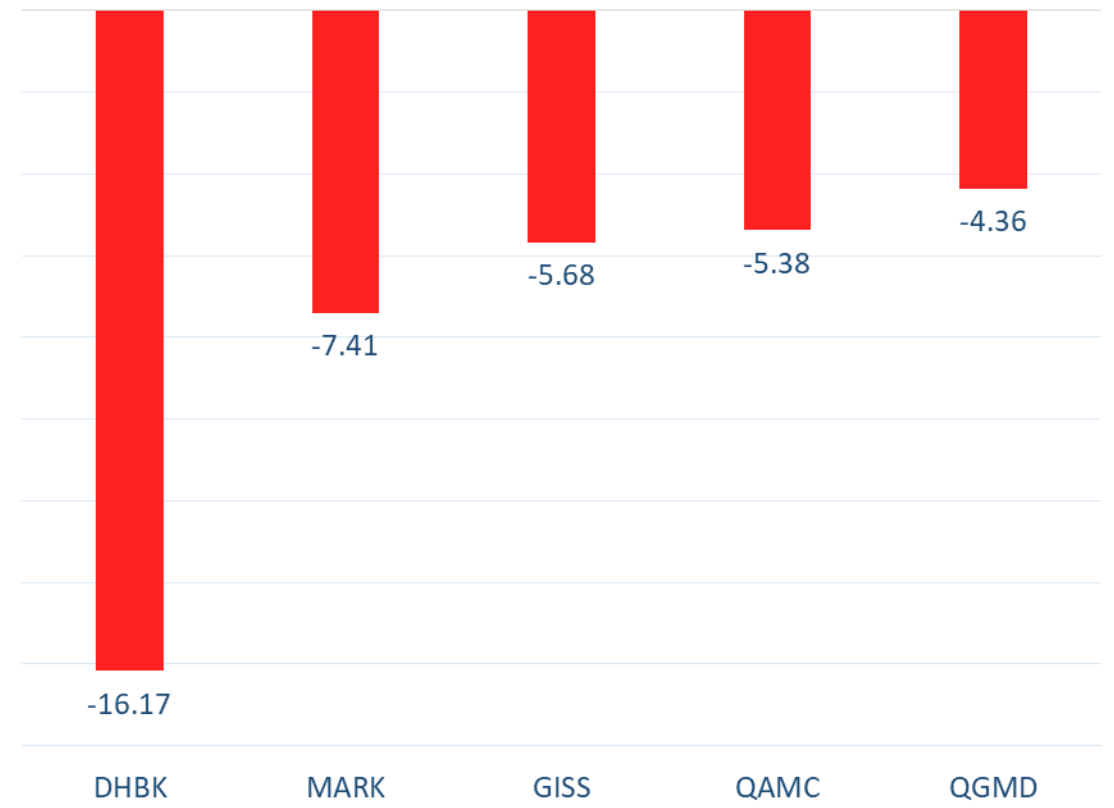
In million shares

Top 5 Companies bought (net) by **Foreigners** over the last 10 Sessions



In million shares

Top 5 Companies sold (net) by **Foreigners** over the last 10 Sessions



In million shares



The figures represent a change in the number of shares.

Daily Change: The net change between 13th and 12th of February trading sessions

Change for the last 5 sessions: The total daily net change for the last 5 sessions.

Change for the last 10 sessions: The total daily net change for the last 10 sessions.

Change for the last 20 sessions: The total daily net change for the last 20 sessions.

DISCLAIMER:

The information contained was obtained from various public sources believed to be reliable, but we do not guarantee its accuracy. Wasata Financial Securities makes no representations or warranties (express or implied) regarding the data and information provided and Wasata Financial Securities does not represent that the information content of this document is complete, or free from any error, not misleading, or fit for any particular purpose. This report document provides general information only. Neither the information nor any opinion expressed constitutes an offer or an invitation to make an offer, to buy or sell any securities or other investment products related to such securities or investments.

This report document contained is subject to change without prior notice. Wasata assumes no responsibility to update the information in this report document.



Prepared by Financial Advisory Department


وساطة
WASATA
للأوراق المالية
FINANCIAL SECURITIES

+974 44498880

ramzi.qasmieh@Wasata.qa