



Daily Report for Ownership Changes

15th of February 2023 Session

									15-Feb			
Company	Qatari				GCC				Foreigners			
	Daily Chg.	Last 5 Sessions Chg.	Last 10 Sessions Chg.	Last 20 Sessions Chg.	Daily Chg.	Last 5 Sessions Chg.	Last 10 Sessions Chg.	Last 20 Sessions Chg.	Daily Chg.	Last 5 Sessions Chg.	Last 10 Sessions Chg.	Last 20 Sessions Chg.
QNBK	-1,190,028	-2,925,557	-2,223,172	-2,855,327	-32,086	131,593	152,116	164,296	1,222,114	2,793,964	2,071,056	2,691,031
QIBK	-124,362	719,765	2,322,977	4,179,983	0	0	10,772	22,776	124,362	-719,765	-2,333,749	-4,202,759
CBQK	-1,453,757	-3,143,498	-3,320,673	-16,669,784	0	0	0	0	1,453,757	3,143,498	3,320,673	16,669,784
DHBK	2,724,684	3,614,366	17,223,253	14,263,626	6,500	230,957	125,766	107,219	-2,731,184	-3,845,323	-17,349,019	-14,370,845
ABQK	0	514	1,711	2,388	0	0	0	136	0	-514	-1,711	-2,524
QIHK	-442,069	-175,841	-295,846	-1,257,959	0	0	0	23,005	442,069	175,841	295,846	1,234,954
MARK	-1,177,456	2,536,964	5,699,971	798,175	-2,135	-106,387	-104,870	155,578	1,179,591	-2,430,577	-5,595,101	-953,753
QFBQ	81,378	-707,355	-2,371,614	-4,113,616	7,001	14,904	-341,034	134,754	-88,379	692,451	2,712,648	3,978,862
NLCS	168,953	1,561,449	2,982,570	3,169,122	-31,881	-72,381	-52,381	-145,226	-137,072	-1,489,068	-2,930,189	-3,023,896
DBIS	-1,528,716	-1,786,671	-1,226,431	-1,766,936	76,982	106,521	309,125	386,925	1,451,734	1,680,150	917,306	1,380,011
QOIS	-199,749	515,765	836,740	689,235	0	-21,180	-29,180	-28,328	199,749	-494,585	-807,560	-660,907
IHGS	-4,694	-265,785	-324,360	-420,082	0	177,915	200,000	200,000	4,694	87,870	124,360	220,082
ZHCD	-506	-1,974	20,075	4,786	0	0	0	0	506	1,974	-20,075	-4,786
QGMD	84,145	1,662,060	4,291,171	-1,301,612	-13,706	272,097	298,097	284,303	-70,439	-1,934,157	-4,589,268	1,017,309
SIIS	-399,772	-2,134,588	-1,163,072	-341,056	235,588	656,087	591,186	763,396	164,184	1,478,501	571,886	-422,340
BLDN	79,732	91,312	-166,690	1,375,381	0	0	-16,603	-67,603	-79,732	-91,312	183,293	-1,307,778
MCGS	17,572	69,286	-76,705	-684,359	-30,000	-70,000	-2,762	-2,762	12,428	714	79,467	687,121
QCFS	0	960	-2,080	-6,080	0	0	0	0	0	-960	2,080	6,080
QFLS	-480,364	-658,061	-1,722,210	-3,881,593	21,322	21,322	21,322	91,403	459,042	636,739	1,700,888	3,790,190
WDAM	65,454	308,215	159,187	-140,523	0	0	1,315	743	-65,454	-308,215	-160,502	139,780
MCCS	-32,261	-101,309	54,374	-108,613	9,266	10,907	35,424	26,724	22,995	90,402	-89,798	81,889
MERS	-17,974	-17,191	-15,835	-271,103	0	-250	-250	416	17,974	17,441	16,085	270,687
QIMD	-11,100	32,627	-22,848	-672,190	0	0	0	21,425	11,100	-32,627	22,848	650,765
QNCD	5,999	218,455	337,499	-69,468	0	0	14,007	1,857	-5,999	-218,455	-351,506	67,611

									15-Feb			
Company	Qatari				GCC				Foreigners			
	Daily Chg.	Last 5 Sessions Chg.	Last 10 Sessions Chg.	Last 20 Sessions Chg.	Daily Chg.	Last 5 Sessions Chg.	Last 10 Sessions Chg.	Last 20 Sessions Chg.	Daily Chg.	Last 5 Sessions Chg.	Last 10 Sessions Chg.	Last 20 Sessions Chg.
IQCD	1,745,869	3,129,592	1,087,535	-5,135,726	99,850	98,394	152,788	205,699	-1,845,719	-3,227,986	-1,240,323	4,930,027
QIGD	70,957	-848,652	-1,733,298	-1,665,658	0	-20,000	-96,771	-55,613	-70,957	868,652	1,830,069	1,721,271
QEWS	115,744	297,287	-239,307	236,926	0	0	0	1,222	-115,744	-297,287	239,307	-238,148
AHCS	75,915	159,404	257,718	-94,495	0	0	-10,000	4,000	-75,915	-159,404	-247,718	90,495
GISS	3,695,771	5,152,890	9,664,152	19,062,689	-15,000	-132,794	-122,794	-410,580	-3,680,771	-5,020,096	-9,541,358	-18,652,109
MPHC	105,804	-103,646	-2,627,697	-11,349,995	0	-43,956	-42,756	-24,764	-105,804	147,602	2,670,453	11,374,759
IGRD	-3,603,471	-6,468,193	-12,225,523	-16,126,948	95,952	257,237	108,330	279,125	3,507,519	6,210,956	12,117,193	15,847,823
QAMC	-1,265,202	3,676,433	5,993,557	5,571,598	-8,211	-28,232	-534,351	-2,675,629	1,273,413	-3,648,201	-5,459,206	-2,895,969
QATI	-106,923	-314,715	-465,552	-727,485	0	0	0	0	106,923	314,715	465,552	727,485
DOHI	-2,690	-112,336	-191,724	369,016	0	0	0	-5,000	2,690	112,336	191,724	-364,016
QGRI	-14,760	-83,856	-199,462	-223,086	0	0	0	-15,159	14,760	83,856	199,462	238,245
AKHI	-155,374	-416,613	-328,309	-641,368	0	-7,250	0	0	155,374	423,863	328,309	641,368
QISI	15,210	3,121	2,721	-85,720	0	0	0	556	-15,210	-3,121	-2,721	85,164
QLMI	0	-36,400	-50,066	-13,856	0	0	0	0	0	36,400	50,066	13,856
UDCD	62,111	2,811,239	2,736,219	1,626,304	0	20,000	120,000	15,120	-62,111	-2,831,239	-2,856,219	-1,641,424
BRES	98,972	-168,067	-1,961,452	-6,268,397	12,100	12,100	12,100	-34,665	-111,072	155,967	1,949,352	6,303,062
ERES	215,526	790,351	3,351,949	991,316	29,000	-255,329	20,477	-59,232	-244,526	-535,022	-3,372,426	-932,084
MRDS	-3,964,401	-3,226,566	-3,528,299	-7,443,862	390,250	299,994	266,396	408,937	3,574,151	2,926,572	3,261,903	7,034,925
ORDS	-476,548	-2,158,677	-2,972,692	-1,263,142	-13,585	-14,999	20,407	32,814	490,133	2,173,676	2,952,285	1,230,328
VFQS	-184,546	-93,942	410,447	1,021,460	0	292,212	470,058	330,493	184,546	-198,270	-880,505	-1,351,953
QNNS	-141,640	-302,500	-221,470	-348,304	0	0	4,000	4,000	141,640	302,500	217,470	344,304
GWCS	69,247	790,099	1,157,136	916,325	0	-5,820	28,116	34,936	-69,247	-784,279	-1,185,252	-951,261
QGTS	-3,843,110	-4,935,816	-7,027,239	-13,729,895	-56,950	-44,000	-87,970	-463,931	3,900,060	4,979,816	7,115,209	14,193,826

Trading values by nationality for the last Session

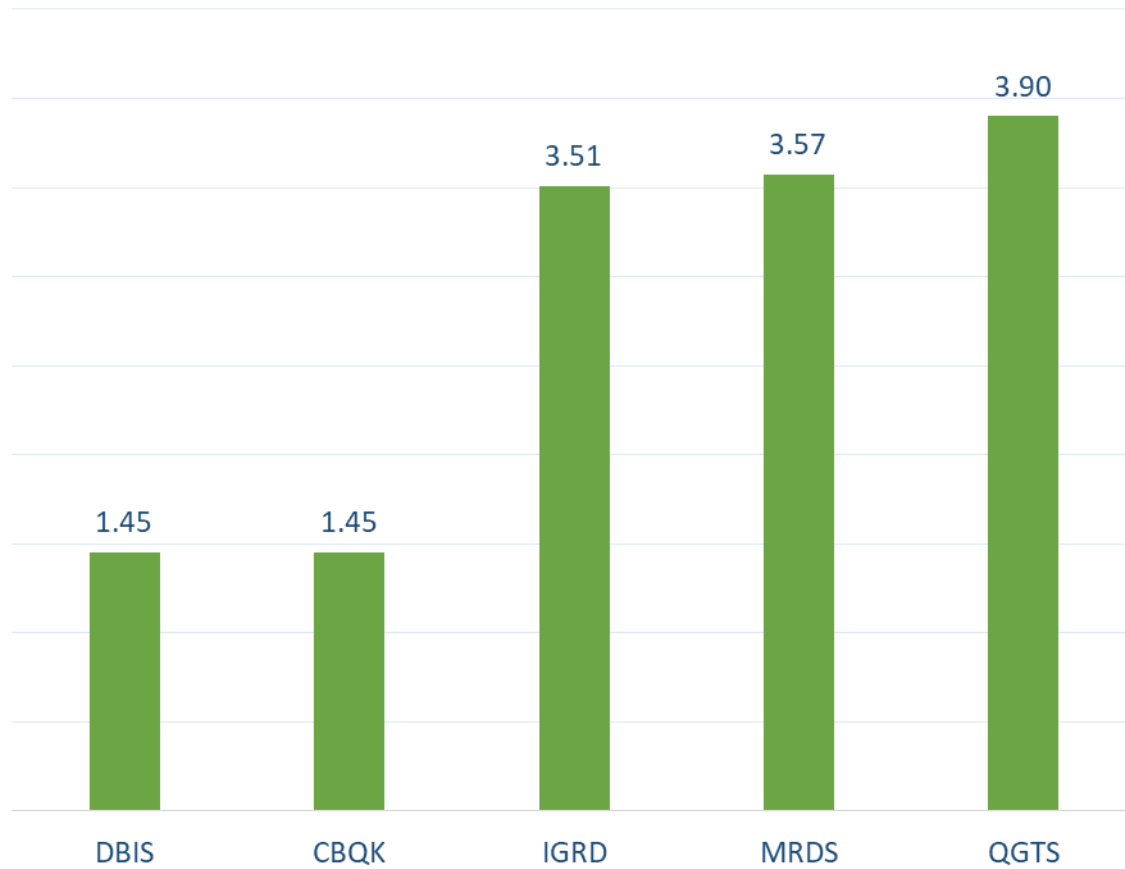
Nationality	Purchasing Value	Selling Value	Difference
Qataris	340.00	378.58	-38.57
GCC	54.24	18.64	35.60
Arab	47.29	56.12	-8.83
Foreigners	191.19	179.38	11.81
Total	632.72	632.72	0.00

In million QAR

Trading by nationality for the last Session

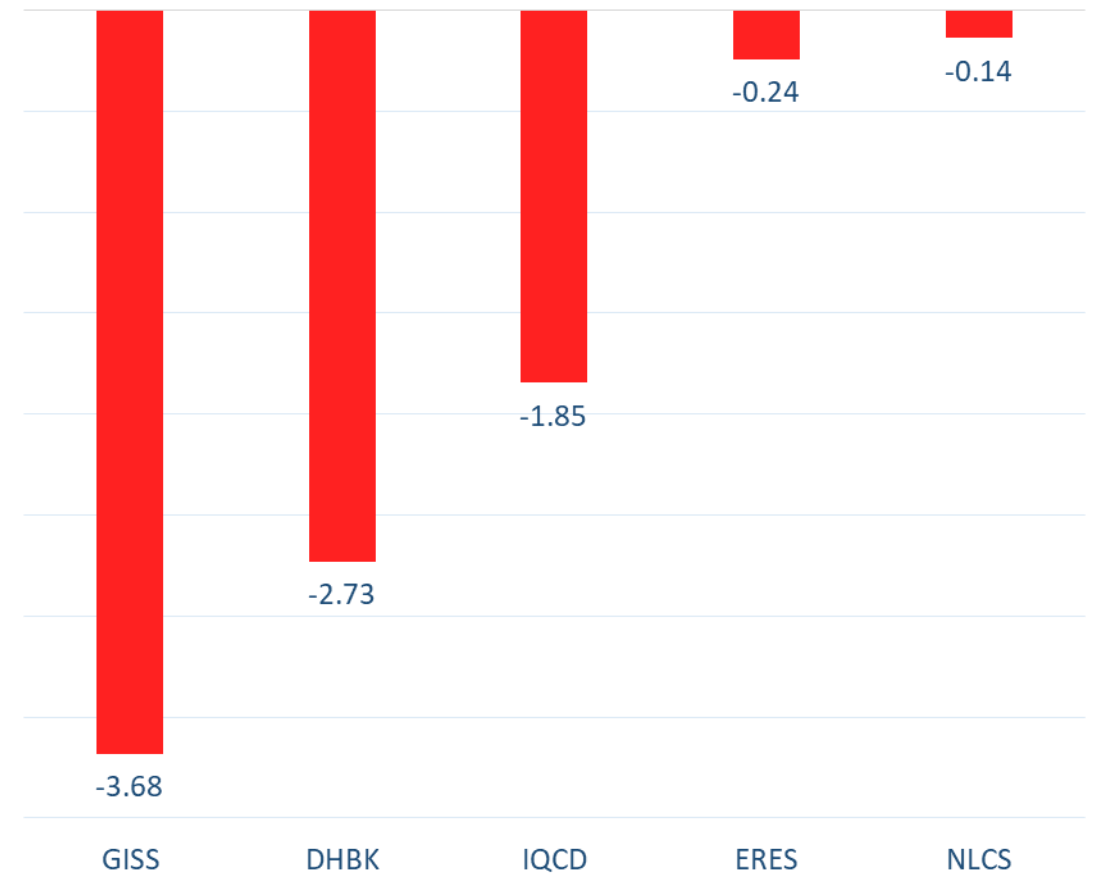
Nationality	Buy %	Sell %	Net
Qataris	53.74%	59.83%	-6.10%
GCC	8.57%	2.95%	5.63%
Arab	7.48%	8.87%	-1.40%
Foreigners	30.22%	28.35%	1.87%

Top 5 Companies bought (net) by **Foreigners** in the last session



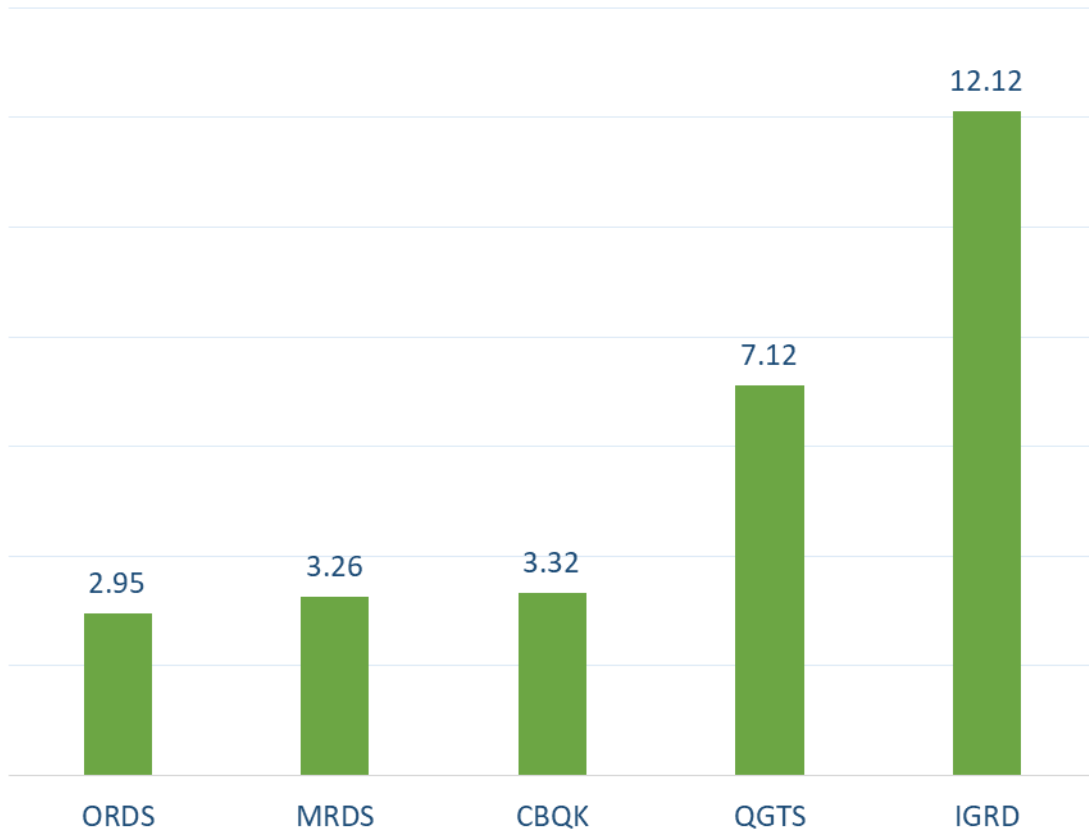
In million shares

Top 5 Companies sold (net) by **Foreigners** in the last session



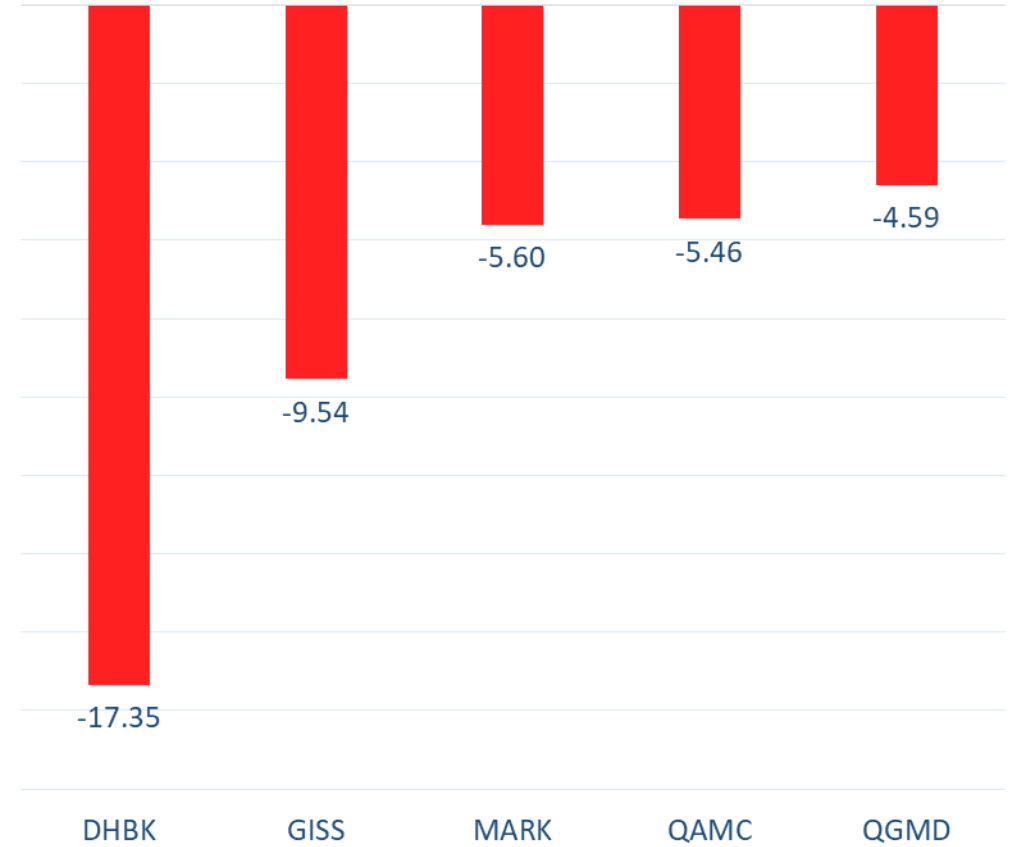
In million shares

Top 5 Companies bought (net) by **Foreigners** over the last 10 Sessions



In million shares

Top 5 Companies sold (net) by **Foreigners** over the last 10 Sessions



In million shares



The figures represent a change in the number of shares.

Daily Change: The net change between 15th and 13th of February trading sessions

Change for the last 5 sessions: The total daily net change for the last 5 sessions.

Change for the last 10 sessions: The total daily net change for the last 10 sessions.

Change for the last 20 sessions: The total daily net change for the last 20 sessions.

DISCLAIMER:

The information contained was obtained from various public sources believed to be reliable, but we do not guarantee its accuracy. Wasata Financial Securities makes no representations or warranties (express or implied) regarding the data and information provided and Wasata Financial Securities does not represent that the information content of this document is complete, or free from any error, not misleading, or fit for any particular purpose. This report document provides general information only. Neither the information nor any opinion expressed constitutes an offer or an invitation to make an offer, to buy or sell any securities or other investment products related to such securities or investments.

This report document contained is subject to change without prior notice. Wasata assumes no responsibility to update the information in this report document.



Prepared by Financial Advisory Department


وساطة
WASATA
للأوراق المالية
FINANCIAL SECURITIES

+974 44498880

ramzi.qasmieh@Wasata.qa