



Daily Report for Ownership Changes

19th of February 2023 Session

Company									19-Feb			
	Qatari				GCC				Foreigners			
	Daily Chg.	Last 5 Sessions Chg.	Last 10 Sessions Chg.	Last 20 Sessions Chg.	Daily Chg.	Last 5 Sessions Chg.	Last 10 Sessions Chg.	Last 20 Sessions Chg.	Daily Chg.	Last 5 Sessions Chg.	Last 10 Sessions Chg.	Last 20 Sessions Chg.
QNBK	-1,116,459	-3,690,159	-3,804,471	-6,139,130	0	249	143,814	173,517	1,116,459	3,689,910	3,660,657	5,965,613
QIBK	-368,945	77,329	1,848,356	3,459,024	0	-9,963	-650	569	368,945	-67,366	-1,847,706	-3,459,593
CBQK	-142,236	-2,268,067	-3,545,829	-14,234,913	0	-7,537	-2,851	0	142,236	2,275,604	3,548,680	14,234,913
DHBK	293,390	4,936,644	-415,355	14,537,859	0	4,872	-294,961	35,134	-293,390	-4,941,516	710,316	-14,572,993
ABQK	0	514	2,136	2,584	0	0	0	136	0	-514	-2,136	-2,720
QIIK	50,442	-853,211	-1,172,745	-1,768,425	0	0	0	-9,738	-50,442	853,211	1,172,745	1,778,163
MARK	848,140	-3,317,863	1,548,543	2,725,801	-103,900	-220,487	-245,309	-116,591	-744,240	3,538,350	-1,303,234	-2,609,210
QFBQ	445,363	-1,500,388	-1,686,149	-4,352,589	693	4,575	5,597	125,447	-446,056	1,495,813	1,680,552	4,227,142
NLCS	38,153	1,813,514	2,317,747	583,461	-7,000	-80,731	-85,231	-144,765	-31,153	-1,732,783	-2,232,516	-438,696
DBIS	102,860	-2,418,204	-2,293,364	-2,133,048	9,592	139,858	252,278	446,134	-112,452	2,278,346	2,041,086	1,686,914
QOIS	-245,701	158,888	320,534	540,824	-4,000	-9,000	-29,180	-33,180	249,701	-149,888	-291,354	-507,644
IHGS	110,260	11,957	-95,665	-257,286	32,870	132,879	245,519	245,519	-143,130	-144,836	-149,854	11,767
ZHCD	0	-4,461	8,035	106	0	0	0	0	0	4,461	-8,035	-106
QGMD	-177,444	-108,830	2,436,589	-1,569,995	42,356	347,114	332,917	165,048	135,088	-238,284	-2,769,506	1,404,947
SIIS	375,703	-1,404,182	-693,693	757,034	0	130,950	448,083	271,982	-375,703	1,273,232	245,610	-1,029,016
BLDN	68,050	-191,996	-519,786	555,205	0	0	-16,603	-14,936	-68,050	191,996	536,389	-540,269
MCGS	16,000	72,018	178,585	-366,893	-20,000	-110,000	-110,000	-42,762	4,000	37,982	-68,585	409,655
QCFS	0	-40	1,460	-6,080	0	0	0	0	0	40	-1,460	6,080
QFLS	-245,075	-1,586,625	-1,747,761	-4,127,194	0	-1,959	-1,959	70,133	245,075	1,588,584	1,749,720	4,057,061
WDAM	-13,026	257,033	215,288	553,089	0	0	1,315	1,015	13,026	-257,033	-216,603	-554,104
MCCS	10,827	-16,248	29,273	137,597	-18,650	-3,588	22,570	13,870	7,823	19,836	-51,843	-151,467
MERS	127	-32,044	-20,676	-182,064	0	-250	-250	416	-127	32,294	20,926	181,648
QIMD	-11,669	135,210	81,553	-454,380	0	-21,425	-21,425	0	11,669	-113,785	-60,128	454,380
QNCD	-50,877	-60,864	80,318	107,937	0	0	14,007	1,857	50,877	60,864	-94,325	-109,794

									19-Feb			
Company	Qatari				GCC				Foreigners			
	Daily Chg.	Last 5 Sessions Chg.	Last 10 Sessions Chg.	Last 20 Sessions Chg.	Daily Chg.	Last 5 Sessions Chg.	Last 10 Sessions Chg.	Last 20 Sessions Chg.	Daily Chg.	Last 5 Sessions Chg.	Last 10 Sessions Chg.	Last 20 Sessions Chg.
IQCD	6,904	3,945,192	2,893,298	-3,127,344	2,080	102,806	112,919	164,936	-8,984	-4,047,998	-3,006,217	2,962,408
QIGD	-96,847	-264,045	-2,165,717	-1,928,074	0	-7,107	-96,771	-55,613	96,847	271,152	2,262,488	1,983,687
QEWS	-39,063	98,892	487,860	104,966	0	0	0	1,222	39,063	-98,892	-487,860	-106,188
AHCS	1,183	146,440	320,901	-66,590	0	0	-10,000	0	-1,183	-146,440	-310,901	66,590
GISS	141,394	5,837,444	8,209,420	19,823,882	0	-72,794	-124,515	-410,580	-141,394	-5,764,650	-8,084,905	-19,413,302
MPHC	53,953	-368,014	-1,684,053	-8,524,714	0	-40,823	-46,456	-44,764	-53,953	408,837	1,730,509	8,569,478
IGRD	588,089	-4,365,911	-6,839,563	-15,146,706	-199,831	58,169	53,392	51,037	-388,258	4,307,742	6,786,171	15,095,669
QAMC	-174,106	-1,498,707	6,545,539	2,747,580	5,560	-23,322	-508,064	-2,667,338	168,546	1,522,029	-6,037,475	-80,242
QATI	-66,948	-273,202	-577,123	-810,771	0	0	0	0	66,948	273,202	577,123	810,771
DOHI	-93,047	-111,887	-306,786	224,801	0	0	0	0	93,047	111,887	306,786	-224,801
QGRI	5,000	-102,503	-149,609	-217,314	0	0	0	-15,159	-5,000	102,503	149,609	232,473
AKHI	-27,339	-477,980	-425,960	-745,929	0	0	0	0	27,339	477,980	425,960	745,929
QISI	0	5,291	948	-82,443	0	0	0	556	0	-5,291	-948	81,887
QLMI	1,519	-38,235	-33,935	33,744	0	0	0	0	-1,519	38,235	33,935	-33,744
UDCD	-111,891	217,323	2,009,932	1,317,315	20,000	40,000	40,000	35,120	91,891	-257,323	-2,049,932	-1,352,435
BRES	814,538	163,444	40,664	-3,938,741	-7,091	5,009	5,009	-41,756	-807,447	-168,453	-45,673	3,980,497
ERES	-1,021,926	-54,424	366,506	1,147,302	-28,212	-248,541	-257,064	205,901	1,050,138	302,965	-109,442	-1,353,203
MRDS	915,196	-3,113,405	-4,947,209	-5,285,164	32,168	223,369	355,759	512,370	-947,364	2,890,036	4,591,450	4,772,794
ORDS	255,513	-2,013,516	-3,121,706	-1,345,693	-4,404	52,235	53,563	89,221	-251,109	1,961,281	3,064,701	1,244,581
VFQS	-473,025	29,909	233,537	1,089,537	-158,687	-409,057	-895	-110,460	631,712	379,148	-232,642	-979,077
QNNS	-3,977	-355,639	-449,086	-359,551	0	0	0	4,000	3,977	355,639	449,086	355,551
GWCS	66,921	502,867	1,284,591	1,321,811	2,000	2,000	-3,820	36,936	-68,921	-504,867	-1,280,771	-1,358,747
QGTS	-203,912	-5,101,414	-6,426,098	-12,944,614	-120,000	-548,453	-570,503	-901,915	323,912	5,649,867	6,996,601	13,846,529

Trading values by nationality for the last Session

Nationality	Purchasing Value	Selling Value	Difference
Qataris	265.16	289.34	-24.19
GCC	9.94	7.64	2.30
Arab	50.97	54.02	-3.05
Foreigners	63.20	38.26	24.94
Total	389.26	389.26	0.00

In million QAR

Trading by nationality for the last Session

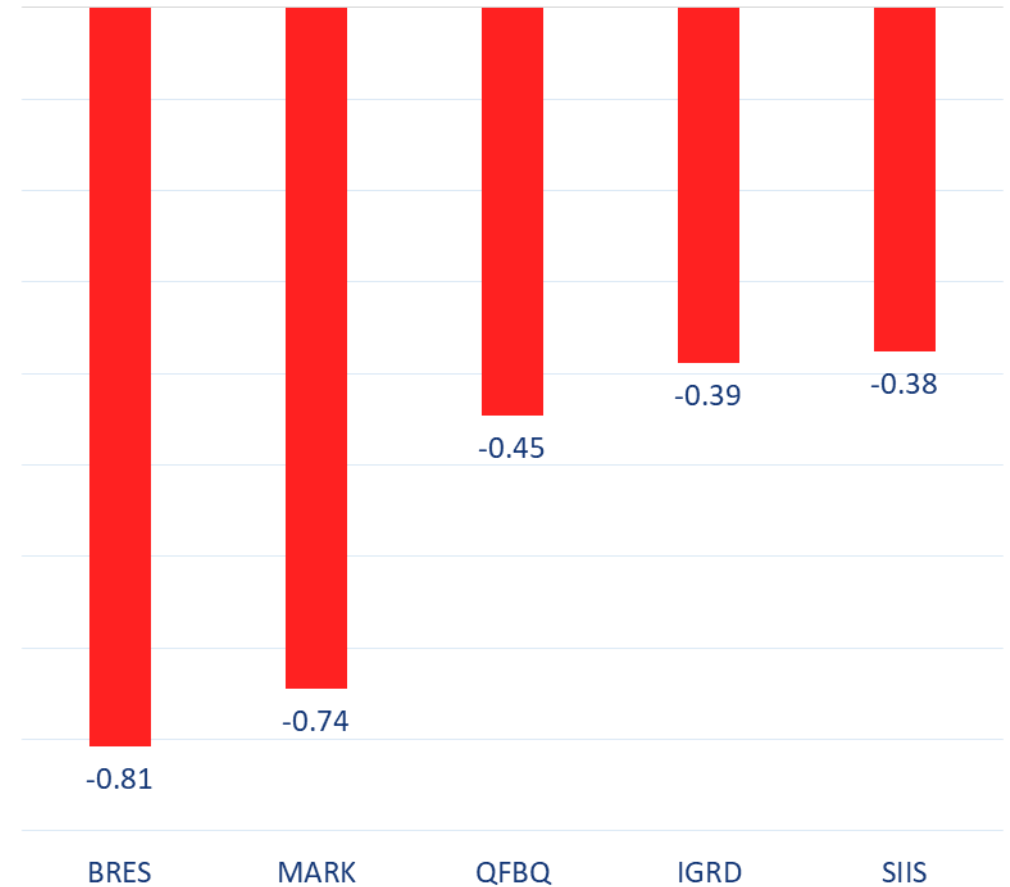
Nationality	Buy %	Sell %	Net
Qataris	68.12%	74.33%	-6.21%
GCC	2.55%	1.96%	0.59%
Arab	13.10%	13.88%	-0.78%
Foreigners	16.24%	9.83%	6.41%

Top 5 Companies bought (net) by **Foreigners** in the last session



In million shares

Top 5 Companies sold (net) by **Foreigners** in the last session



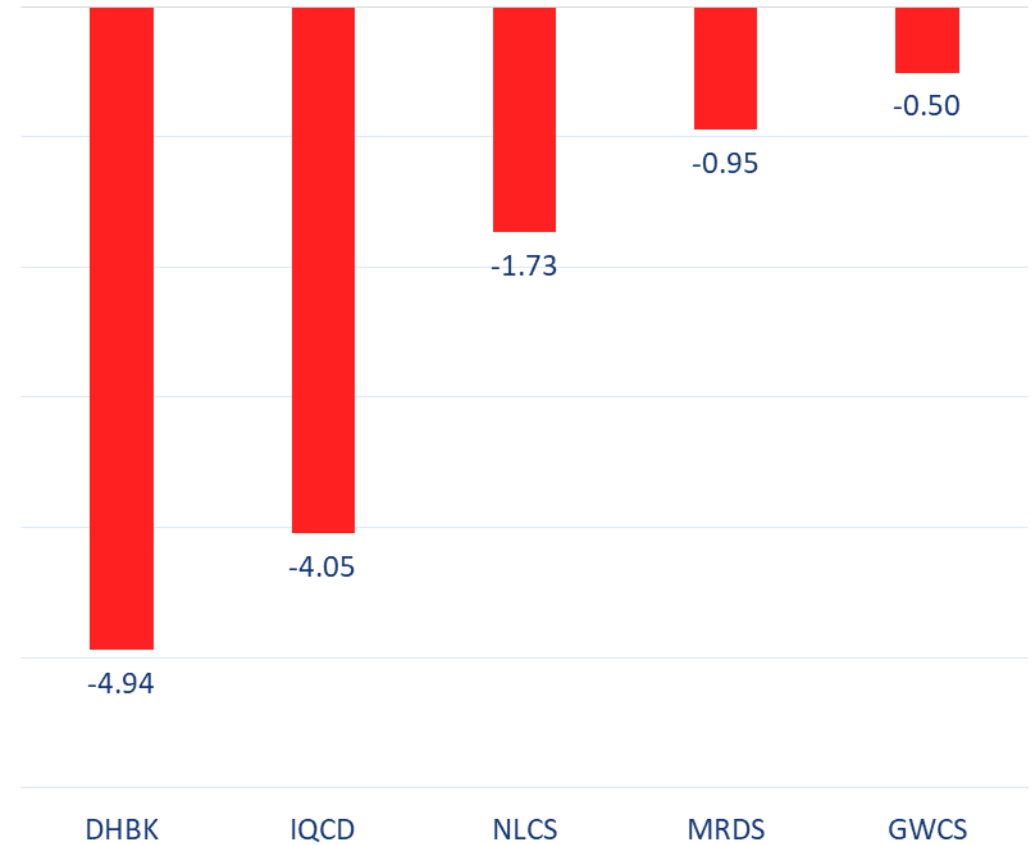
In million shares

Top 5 Companies bought (net) by **Foreigners** over the last week



In million shares

Top 5 Companies sold (net) by **Foreigners** over the last week



In million shares



The figures represent a change in the number of shares.

Daily Change: The net change between 19th and 16th of February trading sessions

Change for the last 5 sessions: The total daily net change for the last 5 sessions.


Change for the last 10 sessions: The total daily net change for the last 10 sessions.

Change for the last 20 sessions: The total daily net change for the last 20 sessions.

DISCLAIMER:

The information contained was obtained from various public sources believed to be reliable, but we do not guarantee its accuracy. Wasata Financial Securities makes no representations or warranties (express or implied) regarding the data and information provided and Wasata Financial Securities does not represent that the information content of this document is complete, or free from any error, not misleading, or fit for any particular purpose. This report document provides general information only. Neither the information nor any opinion expressed constitutes an offer or an invitation to make an offer, to buy or sell any securities or other investment products related to such securities or investments.

This report document contained is subject to change without prior notice. Wasata assumes no responsibility to update the information in this report document.



Prepared by Financial Advisory Department


وساطة
WASATA
للأوراق المالية
FINANCIAL SECURITIES

+974 44498880

ramzi.qasmieh@Wasata.qa