



Daily Report for Ownership Changes

21st of February 2023 Session

Company									21-Feb			
	Qatari				GCC				Foreigners			
	Daily Chg.	Last 5 Sessions Chg.	Last 10 Sessions Chg.	Last 20 Sessions Chg.	Daily Chg.	Last 5 Sessions Chg.	Last 10 Sessions Chg.	Last 20 Sessions Chg.	Daily Chg.	Last 5 Sessions Chg.	Last 10 Sessions Chg.	Last 20 Sessions Chg.
QNBK	-20,864,583	-24,809,828	-26,214,682	-26,785,628	-2,000	-22,865	142,814	178,794	20,866,583	24,832,693	26,071,868	26,606,834
QIBK	-265,378	-502,903	845,677	2,715,013	0	-9,963	0	-4,760	265,378	512,866	-878,517	-2,710,253
CBQK	-828,149	-2,749,735	-4,278,576	-14,525,971	0	0	-2,851	0	828,149	2,749,735	4,281,427	14,525,971
DHBK	-33,091,899	-29,057,202	-35,031,983	-18,266,797	0	-20,308	-286,013	40,514	33,091,899	29,077,510	35,317,996	18,226,283
ABQK	-10,000	-10,000	-9,486	-7,416	0	0	0	136	10,000	10,000	9,486	7,280
QIHK	-233,663	-1,432,467	-1,240,948	-2,487,233	0	0	0	-10,017	233,663	1,432,467	1,240,948	2,497,250
MARK	-42,688,396	-46,029,329	-40,601,438	-38,315,407	15,098	-121,779	-214,695	-186,229	42,673,298	46,151,108	40,816,133	38,501,636
QFBQ	1,429,828	-1,567,130	-1,742,975	-5,225,147	5,000	762,694	770,597	512,839	-1,434,828	804,436	972,378	4,712,308
NLCS	-1,347,304	-589,237	876,815	-190,797	-600	-45,331	-85,831	-101,715	1,347,904	634,568	-790,984	292,512
DBIS	-15,311,191	-17,477,624	-17,755,214	-17,429,213	4,499	138,240	167,779	363,208	15,306,692	17,339,384	17,587,435	17,066,005
QOIS	139,774	-371,398	349,590	576,660	65,800	61,800	40,620	32,620	-205,574	309,598	-390,210	-609,280
IHGS	-23,867	172,632	-362,100	-6,305	0	5,000	205,000	205,000	23,867	-177,632	157,100	-198,695
ZHCD	-397	-4,043	-5,511	5,103	352	352	352	352	45	3,691	5,159	-5,455
QGMD	-158,306	450,878	1,870,385	2,376,403	0	18,461	304,264	147,073	158,306	-469,339	-2,174,649	-2,523,476
SIIS	-204,654	303,172	-1,681,491	-118,259	-97,844	44,641	448,640	309,987	302,498	-347,813	1,232,851	-191,728
BLDN	-157,033	-804,137	-812,855	-226,051	0	38,696	22,093	22,093	157,033	765,441	709,282	203,958
MCGS	27,430	90,628	139,665	-329,648	0	-70,000	-110,000	-42,762	-27,430	-20,628	-31,793	372,410
QCFS	20,000	20,000	20,960	13,920	0	0	0	0	-20,000	-20,000	-20,960	-13,920
QFLS	-79,200	-1,472,535	-1,720,932	-3,636,242	0	-1,959	-1,959	-1,959	79,200	1,474,494	1,722,891	3,638,201
WDAM	1,276	-1,080	222,857	384,173	0	0	1,315	-29,777	-1,276	1,080	-224,172	-354,396
MCCS	-17,593	-10,111	-131,815	140,344	0	-2,566	-925	17,010	17,593	12,677	132,740	-157,354
MERS	300	-128,884	-130,805	-289,791	0	0	-250	416	-300	128,884	129,775	289,375
QIMD	-13,287	61,535	4,751	-170,213	0	-21,425	-21,425	-26,325	13,287	-40,110	9,894	196,538
QNCD	85,530	-106,892	39,867	145,278	0	4,005	4,413	5,862	-85,530	102,887	-49,300	-151,140

Company									21-Feb			
	Qatari				GCC				Foreigners			
	Daily Chg.	Last 5 Sessions Chg.	Last 10 Sessions Chg.	Last 20 Sessions Chg.	Daily Chg.	Last 5 Sessions Chg.	Last 10 Sessions Chg.	Last 20 Sessions Chg.	Daily Chg.	Last 5 Sessions Chg.	Last 10 Sessions Chg.	Last 20 Sessions Chg.
IQCD	113,590	2,271,620	4,137,351	-1,327,767	12,405	62,567	94,343	168,691	-125,995	-2,334,187	-4,265,505	1,159,076
QIGD	-190,429	-240,223	-2,111,435	-1,683,006	48,700	48,700	-68,071	-6,913	141,729	191,523	2,166,906	1,689,919
QEWS	-2,418,746	-2,248,858	-1,896,720	-2,265,414	0	0	0	1,222	2,418,746	2,248,858	1,885,994	2,264,192
AHCS	83,990	176,120	292,042	39,740	0	0	0	0	-83,990	-176,120	-292,042	-39,740
GISS	1,668,634	5,287,147	7,324,960	19,560,644	0	-15,000	-132,794	-433,872	-1,668,634	-5,272,147	-7,192,166	-19,126,772
MPHC	-120,652	-553,627	-768,496	-6,747,896	0	0	-43,956	-47,338	120,652	553,627	812,452	6,795,234
IGRD	-2,206,003	-8,073,861	-11,251,891	-20,062,572	38,579	168,663	329,948	321,530	2,167,424	7,905,198	10,921,943	19,741,042
QAMC	-625,051	-3,749,636	1,828,130	6,037,880	-112	-8,363	-331,996	-1,790,669	625,163	3,757,999	-1,496,134	-4,247,211
QATI	-54,941,432	-55,173,839	-55,434,789	-55,639,550	0	0	0	0	54,941,432	55,173,839	55,434,789	55,639,550
DOHI	10,266	-55,626	-230,072	263,194	0	0	0	0	-10,266	55,626	230,072	-263,194
QGRI	100	-5,412	-74,508	-217,554	0	0	0	-14,818	-100	5,412	74,508	232,372
AKHI	-23,364	-74,361	-408,718	-470,163	0	0	-7,250	0	23,364	74,361	415,968	470,163
QISI	18,568	30,805	18,716	-63,006	0	0	0	0	-18,568	-30,805	-18,716	63,006
QLMI	13,472	11,858	-20,242	50,437	0	0	0	0	-13,472	-11,858	20,242	-50,437
UDCD	-8,586,845	-9,244,019	-6,470,132	-6,764,706	0	20,000	32,200	35,120	8,586,845	9,224,019	6,437,932	6,729,586
BRES	-63,946,303	-62,703,323	-63,380,362	-66,715,012	0	5,009	-12,221	-43,311	63,946,303	62,698,314	63,349,517	66,758,323
ERES	433,299	-2,331,887	-1,503,479	-1,951,734	0	-20,112	-302,964	204,086	-433,299	2,351,999	1,806,443	1,747,648
MRDS	1,486,315	-1,758,955	-591,039	-27,157	0	401,014	308,591	491,431	-1,486,315	1,357,941	282,448	-464,274
ORDS	-67,012	-1,173,662	-2,990,535	-1,271,281	0	52,011	50,597	86,731	67,012	1,121,651	2,939,938	1,184,550
VFQS	108,048	933,437	1,160,493	2,276,151	-50,178	-1,902,618	-1,432,560	-1,517,680	-57,870	969,181	135,111	-758,471
QNNS	-16,649,946	-16,957,516	-17,141,719	-16,862,545	0	0	0	4,000	16,649,946	16,957,516	17,101,559	16,858,545
GWCS	285,194	892,268	1,576,991	1,707,403	0	2,000	-3,820	36,936	-285,194	-894,268	-1,578,431	-1,744,339
QGTS	-894,994	-5,855,937	-7,037,378	-12,381,217	1,975	-660,545	-665,595	-885,469	893,019	6,516,482	7,702,973	13,266,686

Trading values by nationality for the last Session

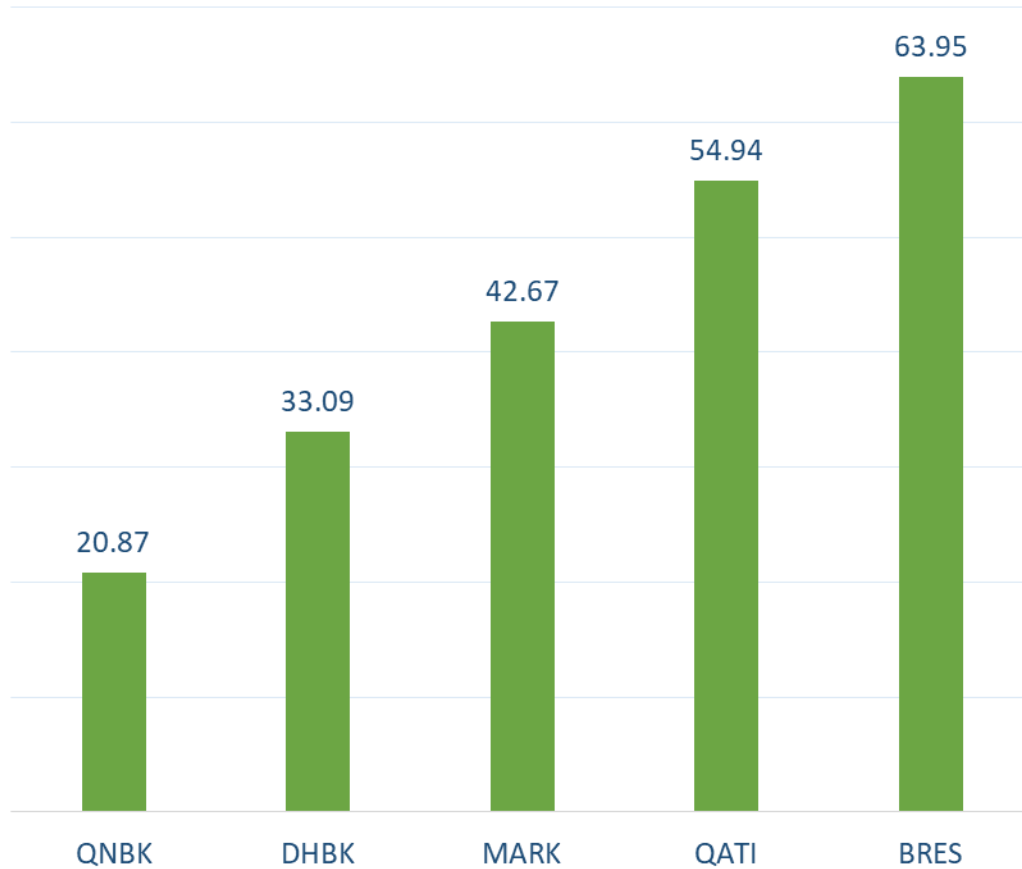
Nationality	Purchasing Value	Selling Value	Difference
Qataris	255.93	285.39	-29.46
GCC	12.20	7.35	4.84
Arab	39.53	42.15	-2.61
Foreigners	126.41	99.18	27.23
Total	434.07	434.07	0.00

In million QAR

Trading by nationality for the last Session

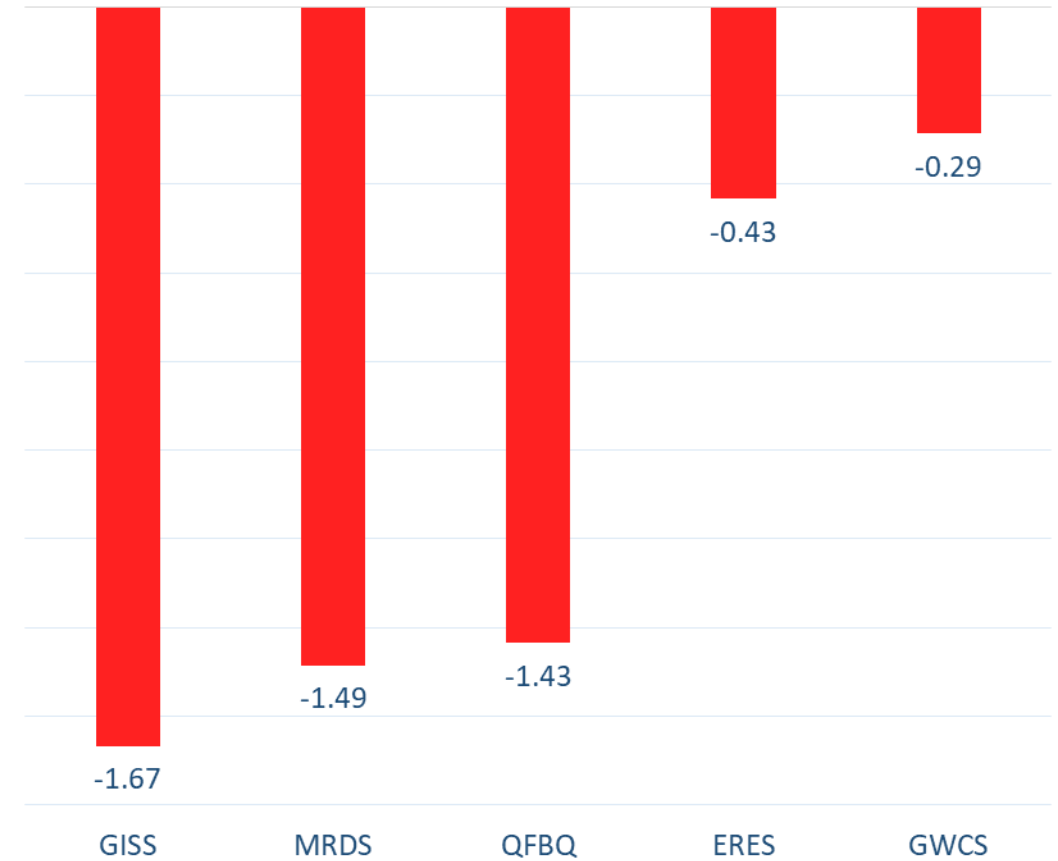
Nationality	Buy %	Sell %	Net
Qataris	58.96%	65.75%	-6.79%
GCC	2.81%	1.69%	1.12%
Arab	9.11%	9.71%	-0.60%
Foreigners	29.12%	22.85%	6.27%

Top 5 Companies bought (net) by **Foreigners** in the last session



Many shares were traded outside the trading session.
In million shares

Top 5 Companies sold (net) by **Foreigners** in the last session



In million shares

Top 5 Companies bought (net) by **Foreigners** over the last week



Many shares were traded outside the trading session.

In million shares

Top 5 Companies sold (net) by **Foreigners** over the last week



In million shares



The figures represent a change in the number of shares.

Daily Change: The net change between 21st and 20th of February trading sessions

Change for the last 5 sessions: The total daily net change for the last 5 sessions.


Change for the last 10 sessions: The total daily net change for the last 10 sessions.

Change for the last 20 sessions: The total daily net change for the last 20 sessions.

DISCLAIMER:

The information contained was obtained from various public sources believed to be reliable, but we do not guarantee its accuracy. Wasata Financial Securities makes no representations or warranties (express or implied) regarding the data and information provided and Wasata Financial Securities does not represent that the information content of this document is complete, or free from any error, not misleading, or fit for any particular purpose. This report document provides general information only. Neither the information nor any opinion expressed constitutes an offer or an invitation to make an offer, to buy or sell any securities or other investment products related to such securities or investments.

This report document contained is subject to change without prior notice. Wasata assumes no responsibility to update the information in this report document.



Prepared by Financial Advisory Department


للأوراق المالية
FINANCIAL SECURITIES

+974 44498880

ramzi.qasmieh@Wasata.qa