



## Daily Report for Ownership Changes

22<sup>nd</sup> of February 2023 Session

Company									22-Feb			
	Qatari				GCC				Foreigners			
	Daily Chg.	Last 5 Sessions Chg.	Last 10 Sessions Chg.	Last 20 Sessions Chg.	Daily Chg.	Last 5 Sessions Chg.	Last 10 Sessions Chg.	Last 20 Sessions Chg.	Daily Chg.	Last 5 Sessions Chg.	Last 10 Sessions Chg.	Last 20 Sessions Chg.
QNBK	-740,582	-24,809,828	-27,285,939	-26,785,628	2,154	-22,865	142,968	178,794	738,428	24,832,693	27,142,971	26,606,834
QIBK	71,193	-502,903	412,417	2,715,013	0	-9,963	-9,963	-4,760	-71,193	512,866	-402,454	-2,710,253
CBQK	286,195	-2,749,735	-4,153,281	-14,525,971	0	0	0	0	-286,195	2,749,735	4,153,281	14,525,971
DHBK	-290,223	-29,057,202	-28,457,743	-18,266,797	2,160	-20,308	206,309	40,514	288,063	29,077,510	28,251,434	18,226,283
ABQK	0	-10,000	-9,486	-7,416	0	0	0	136	0	10,000	9,486	7,280
QIJK	-82,773	-1,432,467	-1,249,012	-2,487,233	0	0	0	-10,017	82,773	1,432,467	1,249,012	2,497,250
MARK	775,622	-46,029,329	-41,539,287	-38,315,407	-26,173	-121,779	-252,204	-186,229	-749,449	46,151,108	41,791,491	38,501,636
QFBQ	-247,899	-1,567,130	-2,603,762	-5,225,147	0	762,694	770,597	512,839	247,899	804,436	1,833,165	4,712,308
NLCS	250,181	-589,237	1,053,440	-190,797	21,154	-45,331	-64,677	-101,715	-271,335	634,568	-988,763	292,512
DBIS	-31,650	-17,477,624	-17,767,229	-17,429,213	0	138,240	167,779	363,208	31,650	17,339,384	17,599,450	17,066,005
QOIS	35,307	-371,398	379,423	576,660	0	61,800	40,620	32,620	-35,307	309,598	-420,043	-609,280
IHGS	-28,998	172,632	-117,457	-6,305	-3,000	5,000	179,915	205,000	31,998	-177,632	-62,458	-198,695
ZHCD	0	-4,043	-5,511	5,103	0	352	352	352	0	3,691	5,159	-5,455
QGMD	-243,463	450,878	1,785,330	2,376,403	0	18,461	304,264	147,073	243,463	-469,339	-2,089,594	-2,523,476
SIIS	-192,797	303,172	-1,624,441	-118,259	0	44,641	465,140	309,987	192,797	-347,813	1,159,301	-191,728
BLDN	-95,292	-804,137	-887,849	-226,051	0	38,696	38,696	22,093	95,292	765,441	849,153	203,958
MCGS	-27,579	90,628	114,763	-329,648	-10,000	-70,000	-120,000	-42,762	37,579	-20,628	5,237	372,410
QCFS	0	20,000	20,960	13,920	0	0	0	0	0	-20,000	-20,960	-13,920
QFLS	-25,220	-1,472,535	-1,675,452	-3,636,242	0	-1,959	-1,959	-1,959	25,220	1,474,494	1,677,411	3,638,201
WDAM	5,981	-1,080	247,662	384,173	0	0	0	-29,777	-5,981	1,080	-247,662	-354,396
MCCS	-187,741	-10,111	-266,900	140,344	71,581	-2,566	70,656	17,010	116,160	12,677	196,244	-157,354
MERS	-10,836	-128,884	-138,937	-289,791	0	0	-250	416	10,836	128,884	139,187	289,375
QIMD	200	61,535	105,462	-170,213	0	-21,425	-21,425	-26,325	-200	-40,110	-84,037	196,538
QNCD	-66,322	-106,892	39,242	145,278	0	4,005	4,005	5,862	66,322	102,887	-43,247	-151,140

Company									22-Feb			
	Qatari				GCC				Foreigners			
	Daily Chg.	Last 5 Sessions Chg.	Last 10 Sessions Chg.	Last 20 Sessions Chg.	Daily Chg.	Last 5 Sessions Chg.	Last 10 Sessions Chg.	Last 20 Sessions Chg.	Daily Chg.	Last 5 Sessions Chg.	Last 10 Sessions Chg.	Last 20 Sessions Chg.
IQCD	-45,471	2,271,620	3,609,872	-1,327,767	10,495	62,567	71,606	168,691	34,976	-2,334,187	-3,681,478	1,159,076
QIGD	111,770	-240,223	-1,048,062	-1,683,006	0	48,700	28,700	-6,913	-111,770	191,523	1,019,362	1,689,919
QEWS	-121,124	-2,248,858	-2,188,439	-2,265,414	2,000	0	2,000	1,222	119,124	2,248,858	2,186,439	2,264,192
AHCS	28,001	176,120	287,610	39,740	0	0	0	0	-28,001	-176,120	-287,610	-39,740
GISS	590,129	5,287,147	7,334,395	19,560,644	0	-15,000	-132,794	-433,872	-590,129	-5,272,147	-7,201,601	-19,126,772
MPHC	-195,730	-553,627	-958,807	-6,747,896	0	0	-43,956	-47,338	195,730	553,627	1,002,763	6,795,234
IGRD	-741,985	-8,073,861	-11,680,568	-20,062,572	-258,488	168,663	71,460	321,530	1,000,473	7,905,198	11,609,108	19,741,042
QAMC	-1,783,290	-3,749,636	-591,291	6,037,880	16,000	-8,363	-12,384	-1,790,669	1,767,290	3,757,999	603,675	-4,247,211
QATI	4,352,702	-55,173,839	-51,028,929	-55,639,550	0	0	0	0	-4,352,702	55,173,839	51,028,929	55,639,550
DOHI	0	-55,626	-165,272	263,194	0	0	0	0	0	55,626	165,272	-263,194
QGRI	-13,370	-5,412	-87,878	-217,554	0	0	0	-14,818	13,370	5,412	87,878	232,372
AKHI	114,720	-74,361	-220,880	-470,163	0	0	-7,250	0	-114,720	74,361	228,130	470,163
QISI	100	30,805	18,816	-63,006	0	0	0	0	-100	-30,805	-18,816	63,006
QLMI	-15,500	11,858	-40,042	50,437	0	0	0	0	15,500	-11,858	40,042	-50,437
UDCD	155,461	-9,244,019	-6,339,430	-6,764,706	-20,000	20,000	20,000	35,120	-135,461	9,224,019	6,319,430	6,729,586
BRES	-145,634	-62,703,323	-63,115,996	-66,715,012	0	5,009	5,009	-43,311	145,634	62,698,314	63,110,987	66,758,323
ERES	975,624	-2,331,887	-781,438	-1,951,734	0	-20,112	-304,441	204,086	-975,624	2,351,999	1,085,879	1,747,648
MRDS	1,682,067	-1,758,955	660,947	-27,157	0	401,014	310,758	491,431	-1,682,067	1,357,941	-971,705	-464,274
ORDS	851,793	-1,173,662	-2,003,998	-1,271,281	-31,755	52,011	18,842	86,731	-820,038	1,121,651	1,985,156	1,184,550
VFQS	1,132,801	933,437	2,156,842	2,276,151	61,630	-1,902,618	-1,548,776	-1,517,680	-1,194,431	969,181	-608,066	-758,471
QNNS	-221,004	-16,957,516	-17,339,380	-17,013,875	0	0	0	4,000	221,004	16,957,516	17,339,380	17,009,875
GWCS	-1,686	892,268	1,611,434	1,696,562	-2,000	2,000	-5,820	34,936	3,686	-894,268	-1,605,614	-1,731,498
QGTS	-205,429	-5,855,937	-7,154,072	-11,331,050	-31,475	-660,545	-679,070	-823,645	236,904	6,516,482	7,833,142	12,154,695

## Trading values by nationality for the last Session

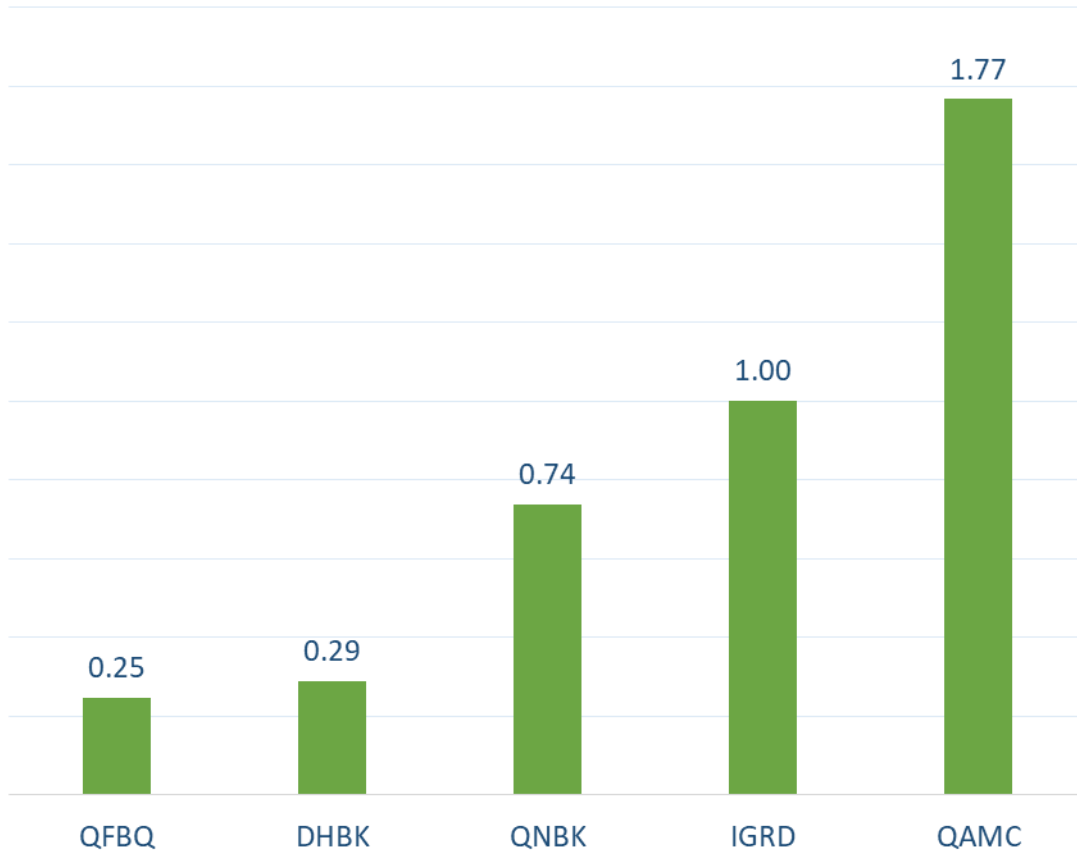
Nationality	Purchasing Value	Selling Value	Difference
Qataris	223.55	226.05	-2.50
GCC	13.78	14.33	-0.55
Arab	33.71	42.56	-8.85
Foreigners	79.75	67.85	11.90
Total	350.79	350.79	0.00

In million QAR

## Trading by nationality for the last Session

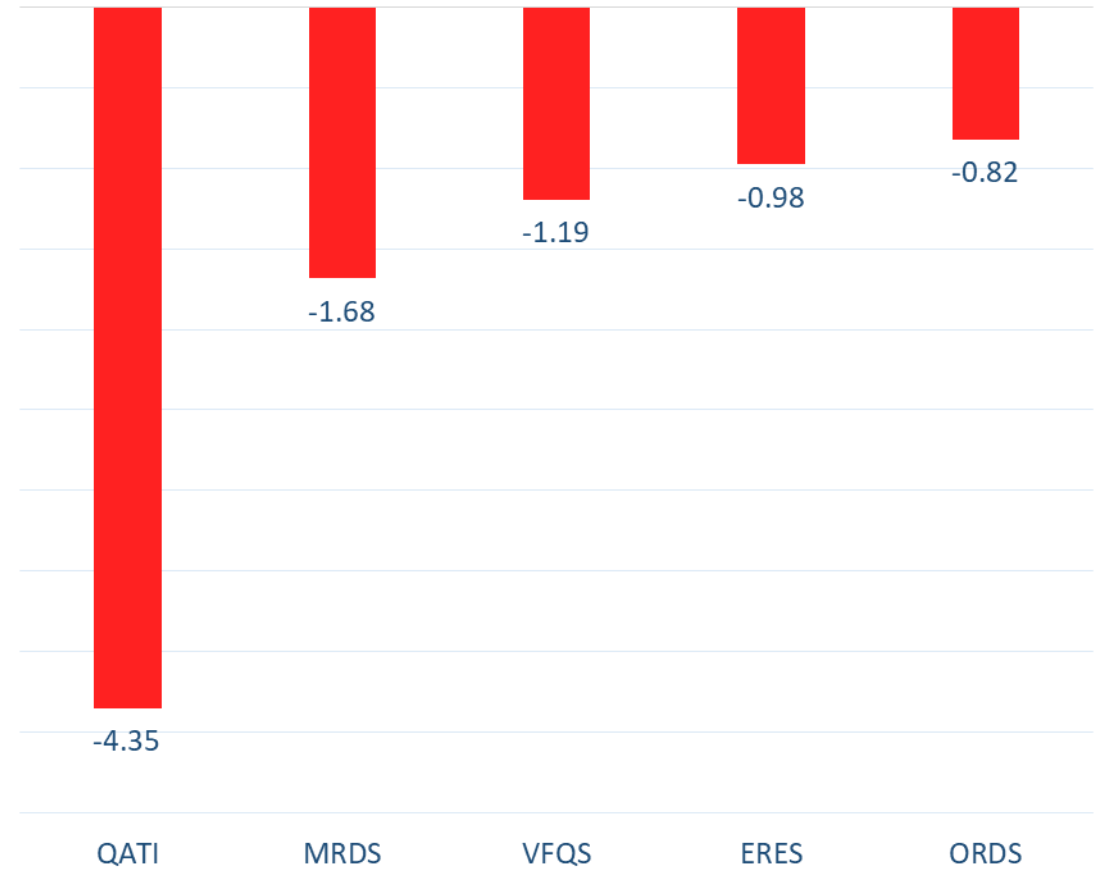
Nationality	Buy %	Sell %	Net
Qataris	63.77%	64.50%	-0.73%
GCC	3.90%	4.09%	-0.19%
Arab	9.59%	12.14%	-2.55%
Foreigners	22.74%	19.27%	3.47%

### Top 5 Companies bought (net) by **Foreigners** in the last session



In million shares

### Top 5 Companies sold (net) by **Foreigners** in the last session



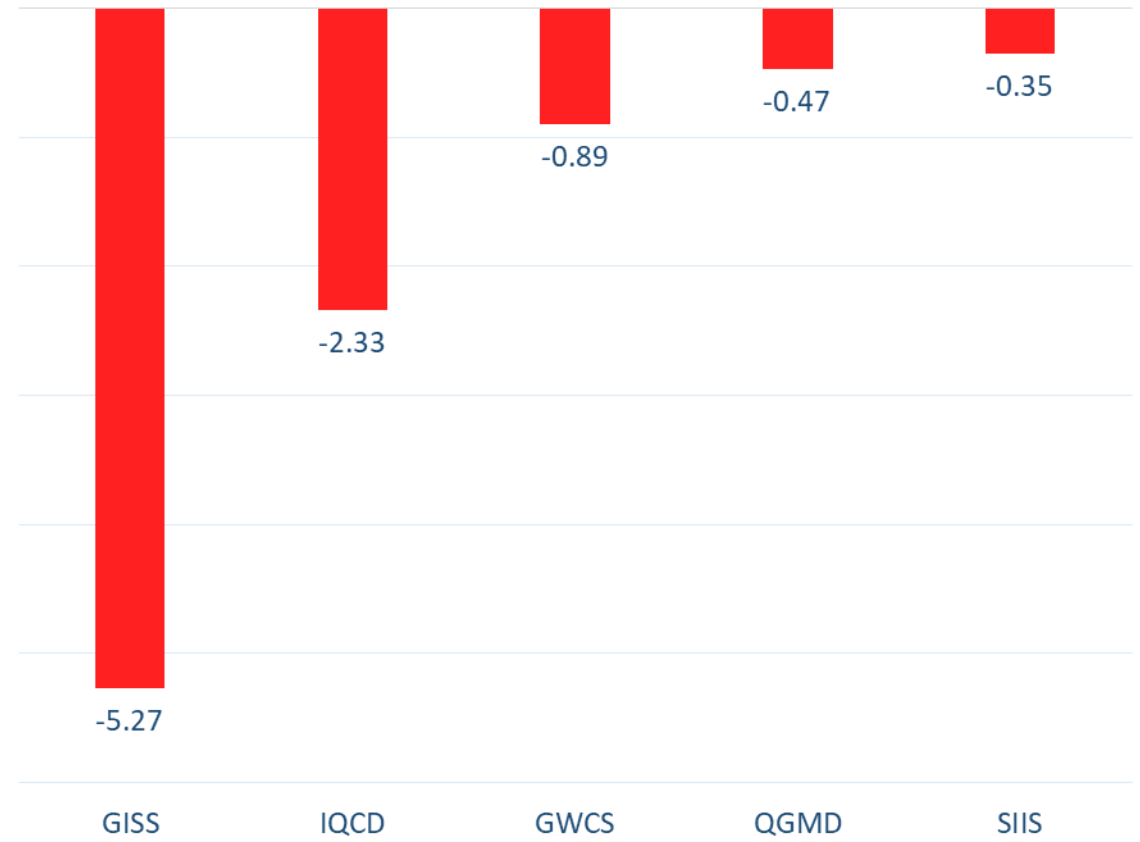
In million shares

Top 5 Companies bought (net) by **Foreigners** over the last week



In million shares

Top 5 Companies sold (net) by **Foreigners** over the last week



In million shares



The figures represent a change in the number of shares.

Daily Change: The net change between 22<sup>nd</sup> and 21<sup>st</sup> of February trading sessions

Change for the last 5 sessions: The total daily net change for the last 5 sessions.

Change for the last 10 sessions: The total daily net change for the last 10 sessions.


Change for the last 20 sessions: The total daily net change for the last 20 sessions.

## **DISCLAIMER:**

The information contained was obtained from various public sources believed to be reliable, but we do not guarantee its accuracy. Wasata Financial Securities makes no representations or warranties (express or implied) regarding the data and information provided and Wasata Financial Securities does not represent that the information content of this document is complete, or free from any error, not misleading, or fit for any particular purpose. This report document provides general information only. Neither the information nor any opinion expressed constitutes an offer or an invitation to make an offer, to buy or sell any securities or other investment products related to such securities or investments.

This report document contained is subject to change without prior notice. Wasata assumes no responsibility to update the information in this report document.





Prepared by Financial Advisory Department

  
للأوراق المالية  
FINANCIAL SECURITIES

+974 44498880

[ramzi.qasmieh@Wasata.qa](mailto:ramzi.qasmieh@Wasata.qa)