



## Daily Report for Ownership Changes

26<sup>th</sup> of February 2023 Session

									26-Feb			
Company	Qatari				GCC				Foreigners			
	Daily Chg.	Last 5 Sessions Chg.	Last 10 Sessions Chg.	Last 20 Sessions Chg.	Daily Chg.	Last 5 Sessions Chg.	Last 10 Sessions Chg.	Last 20 Sessions Chg.	Daily Chg.	Last 5 Sessions Chg.	Last 10 Sessions Chg.	Last 20 Sessions Chg.
QNBK	-60,063	-22,555,610	-26,245,769	-26,712,842	0	2,154	2,403	180,961	60,063	22,553,456	26,243,366	26,531,881
QIBK	-20,909	-1,654,493	-1,577,164	1,035,504	0	267	-9,696	-4,593	20,909	1,654,226	1,586,860	-1,030,911
CBQK	161,159	-454,480	-2,722,547	-4,778,267	0	0	-7,537	-10,000	-161,159	454,480	2,730,084	4,788,267
DHBK	63,092	-33,484,991	-28,548,347	-14,490,098	0	22,160	27,032	147,118	-63,092	33,462,831	28,521,315	14,342,980
ABQK	18	-10,000	-9,486	-3,378	0	0	0	0	-18	10,000	9,486	3,378
QIHK	-54,671	-336,900	-1,190,111	-1,727,569	0	0	0	0	54,671	336,900	1,190,111	1,727,569
MARK	-1,261,780	-43,157,799	-46,475,662	-35,878,075	-52,506	-75,041	-295,528	-196,246	1,314,286	43,232,840	46,771,190	36,074,321
DUBK	-183,461	-5,944,110	#N/A	#N/A	-5,270	51,018	#N/A	#N/A	188,731	5,893,092	#N/A	#N/A
QFBQ	-121,807	-1,131,933	-2,632,321	-4,868,293	10,000	775,000	779,575	424,659	111,807	356,933	1,852,746	4,443,634
NLCS	234,360	-441,449	1,372,065	2,074,104	-250	20,304	-60,427	-98,538	-234,110	421,145	-1,311,638	-1,975,566
DBIS	64,232	-15,755,910	-18,174,114	-17,721,076	-50,587	-2,729	137,129	309,145	-13,645	15,758,639	18,036,985	17,411,931
QOIS	1,053	50,800	209,688	740,554	0	69,178	60,178	35,998	-1,053	-119,978	-269,866	-776,552
IHGS	30,410	647	12,604	-145,376	0	-43,519	89,360	202,000	-30,410	42,872	-101,964	-56,624
ZHCD	-8,664	-9,456	-13,917	7,874	0	352	352	352	8,664	9,104	13,565	-8,226
QGMD	667,548	1,116,316	1,007,486	4,163,487	0	-28,653	318,461	147,073	-667,548	-1,087,663	-1,325,947	-4,310,560
SIIS	10,396	-536,102	-1,940,284	-823,755	0	134,467	265,417	554,586	-10,396	401,635	1,674,867	269,169
BLDN	-129,219	-814,632	-1,006,628	-895,465	-38,696	0	0	-16,603	167,915	814,632	1,006,628	912,068
MCGS	-11,500	17,488	89,506	-173,809	0	-10,000	-120,000	-52,762	11,500	-7,488	30,494	226,571
QCFS	0	19,950	19,910	17,870	0	0	0	0	0	-19,950	-19,910	-17,870
QFLS	-102,749	-394,467	-1,981,092	-2,691,728	0	0	-1,959	-1,959	102,749	394,467	1,983,051	2,693,687
WDAM	-8,329	-64,302	192,731	264,700	0	-350	-350	965	8,329	64,652	-192,381	-265,665
MCCS	-258,656	-551,031	-567,279	-384,400	72,746	77,255	73,667	101,125	185,910	473,776	493,612	283,275
MERS	7,547	-104,068	-136,112	-50,224	0	0	-250	166	-7,547	104,068	136,362	50,058
QIMD	0	-16,118	119,092	18,920	-2,050	-2,050	-23,475	-23,475	2,050	18,168	-95,617	4,555
QNCD	-9,814	-112,356	-173,220	351,991	1,487	5,492	5,492	19,499	8,327	106,864	167,728	-371,490

Company	26-Feb											
	Qatari				GCC				Foreigners			
	Daily Chg.	Last 5 Sessions Chg.	Last 10 Sessions Chg.	Last 20 Sessions Chg.	Daily Chg.	Last 5 Sessions Chg.	Last 10 Sessions Chg.	Last 20 Sessions Chg.	Daily Chg.	Last 5 Sessions Chg.	Last 10 Sessions Chg.	Last 20 Sessions Chg.
IQCD	-306,765	-543,824	3,401,368	-2,379,730	0	16,911	119,717	56,241	306,765	526,913	-3,521,085	2,323,489
QIGD	49,883	18,312	-245,733	-2,077,337	-40	66,660	59,553	-28,953	-49,843	-84,972	186,180	2,106,290
QEWS	30,970	-2,291,211	-2,192,319	-2,177,775	0	2,000	2,000	3,222	-30,970	2,289,211	2,190,319	2,174,553
AHCS	-16,297	91,061	237,501	393,718	17,163	17,163	17,163	7,163	-866	-108,224	-254,664	-400,881
GISS	-1,307,031	61,953	5,899,397	13,477,143	8,729	8,729	-64,065	-90,499	1,298,302	-70,682	-5,835,332	-13,386,644
MPHC	58,149	-254,880	-622,894	-5,777,133	-4,000	-4,000	-44,823	-31,338	-54,149	258,880	667,717	5,808,471
IGRD	1,333,785	-1,361,622	-5,727,533	-15,327,547	-318,744	-134,491	-76,322	-102,896	-1,015,041	1,496,113	5,803,855	15,430,443
QAMC	243,719	-3,624,240	-5,122,947	4,061,946	8,153	111	-23,211	-564,090	-251,872	3,624,129	5,146,158	-3,497,856
QATI	3,594,651	-42,577,774	-42,850,976	-43,225,011	-20,000	-20,000	-20,000	-20,000	-3,574,651	42,597,774	42,870,976	43,245,011
DOHI	-15,435	41,436	-70,451	26,653	0	0	0	0	15,435	-41,436	70,451	-26,653
QGRI	298	-1,871	-104,374	-203,524	0	0	0	0	-298	1,871	104,374	203,524
AKHI	-361,405	-199,492	-677,472	-622,568	0	0	0	0	361,405	199,492	677,472	622,568
QISI	-245	17,123	22,414	-53,488	0	0	0	0	245	-17,123	-22,414	53,488
BEMA	-7,500	-7,357	8,543	259,228	0	0	0	0	7,500	7,357	-8,543	-259,228
QLMI	-4,000	-3,761	-41,996	33,870	0	0	0	0	4,000	3,761	41,996	-33,870
UDCD	-155,371	-8,373,335	-8,156,012	-6,863,724	-11,730	-31,730	8,270	83,390	167,101	8,405,065	8,147,742	6,780,334
BRES	468,040	-63,202,280	-63,038,836	-65,183,418	-17,110	-17,110	-12,101	-10,601	-450,930	63,219,390	63,050,937	65,194,019
ERES	72,143	1,987,864	1,933,440	4,363,436	0	-45,900	-294,441	-28,635	-72,143	-1,941,964	-1,638,999	-4,334,801
MRDS	124,405	3,877,800	764,395	15,500	-295,154	-334,322	-110,953	31,466	170,749	-3,543,478	-653,442	-46,966
ORDS	901,032	2,311,065	297,549	-1,164,365	-100	18,145	70,380	103,771	-900,932	-2,329,210	-367,929	1,060,594
VFQS	-935,489	1,446,775	1,476,684	2,359,188	0	-1,363,765	-1,772,822	-1,375,550	935,489	-83,010	296,138	-983,638
QNNS	-5,412	-17,488,137	-17,843,776	-17,701,087	0	0	0	4,000	5,412	17,488,137	17,843,776	17,697,087
GWCS	-20,754	404,876	907,743	2,102,382	0	-2,000	0	28,116	20,754	-402,876	-907,743	-2,130,498
QGTS	170,071	-2,104,808	-7,206,222	-12,059,113	15,000	-115,567	-664,020	-759,745	-185,071	2,220,375	7,870,242	12,818,858

## Trading values by nationality for the last Session

Nationality	Purchasing Value	Selling Value	Difference
Qataris	201.74	198.78	2.96
GCC	10.50	26.16	-15.66
Arab	37.54	34.21	3.33
Foreigners	43.23	33.86	9.37
Total	293.01	293.01	0.00

In million QAR

## Trading by nationality for the last Session

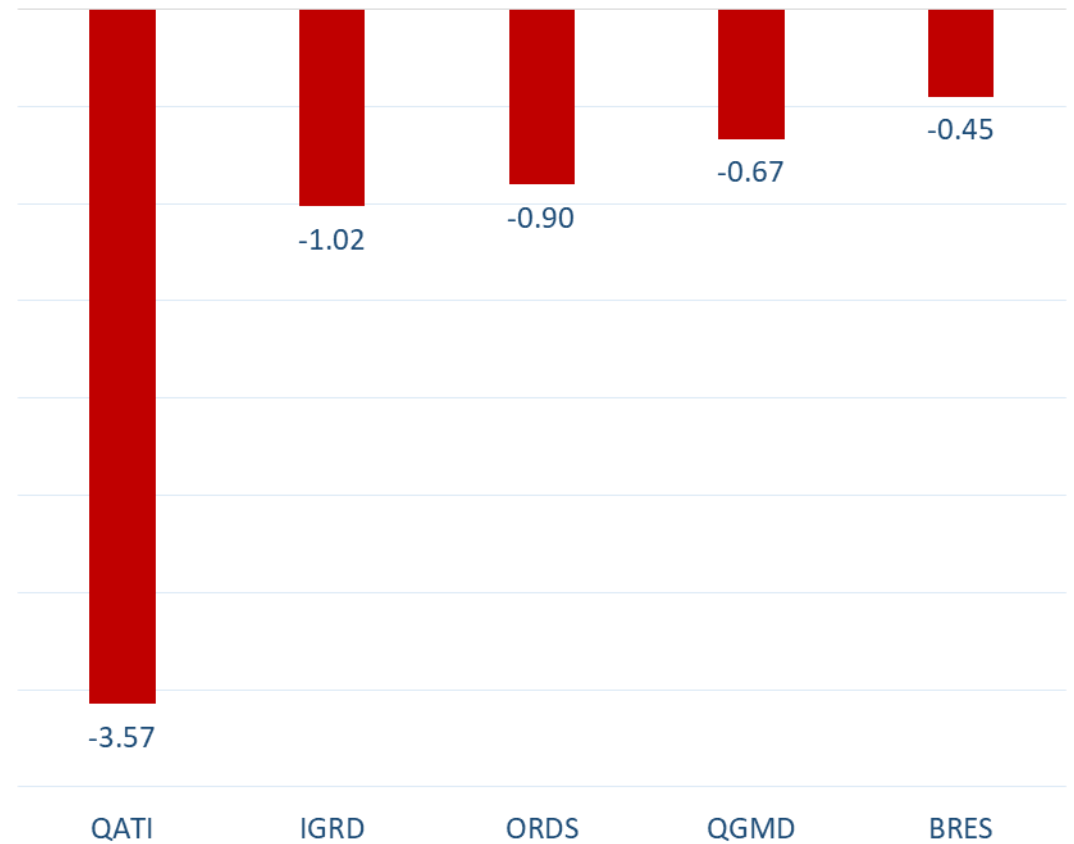
Nationality	Buy %	Sell %	Net
Qataris	68.85%	67.84%	1.01%
GCC	3.58%	8.93%	-5.34%
Arab	12.81%	11.68%	1.14%
Foreigners	14.75%	11.56%	3.20%

### Top 5 Companies bought (net) by **Foreigners** in the last session



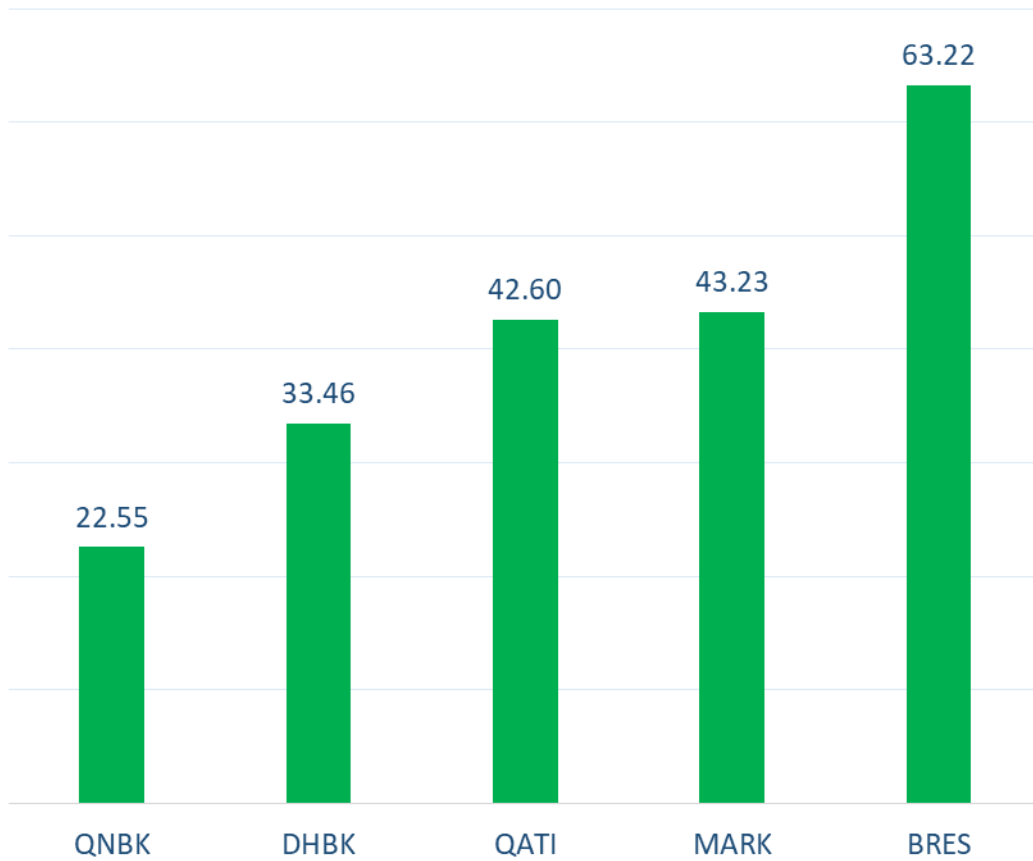
In million shares

### Top 5 Companies sold (net) by **Foreigners** in the last session



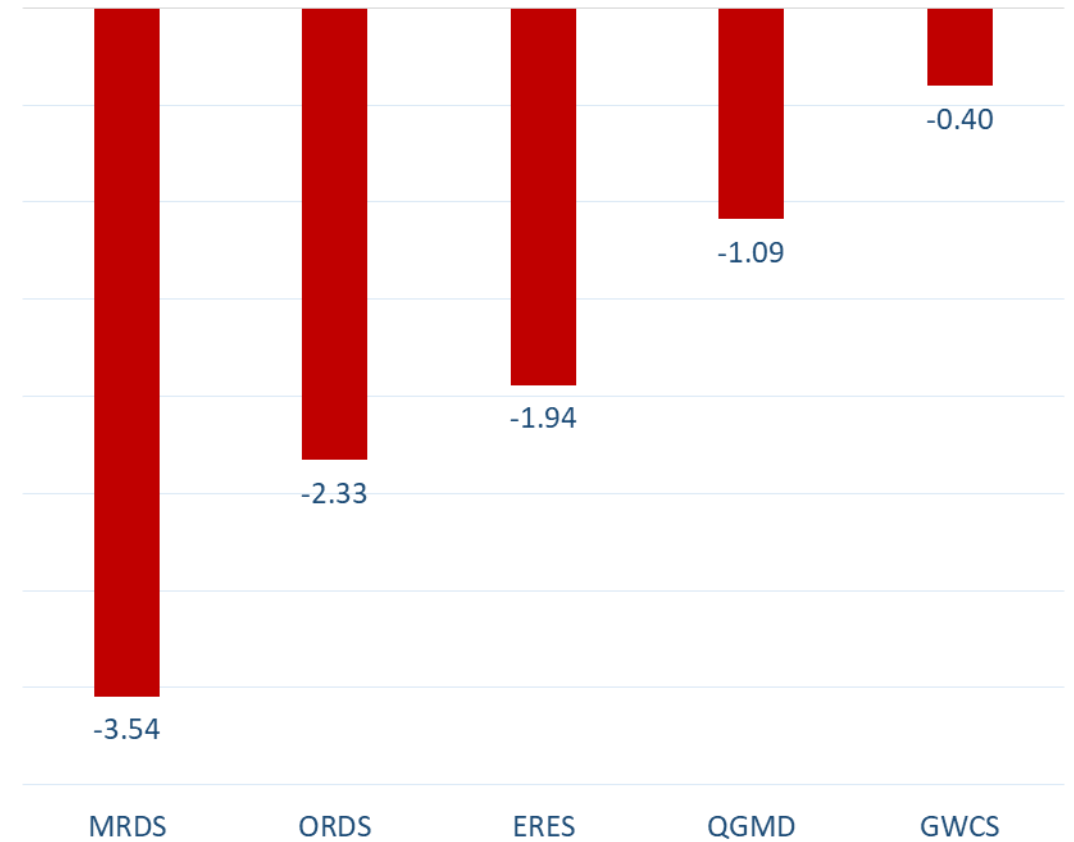
In million shares

Top 5 Companies bought (net) by **Foreigners** over the last week



In million shares

Top 5 Companies sold (net) by **Foreigners** over the last week



In million shares



The figures represent a change in the number of shares.

Daily Change: The net change between 26<sup>th</sup> and 23<sup>rd</sup> of February trading sessions

Change for the last 5 sessions: The total daily net change for the last 5 sessions.

Change for the last 10 sessions: The total daily net change for the last 10 sessions.


Change for the last 20 sessions: The total daily net change for the last 20 sessions.

## **DISCLAIMER:**

The information contained was obtained from various public sources believed to be reliable, but we do not guarantee its accuracy. Wasata Financial Securities makes no representations or warranties (express or implied) regarding the data and information provided and Wasata Financial Securities does not represent that the information content of this document is complete, or free from any error, not misleading, or fit for any particular purpose. This report document provides general information only. Neither the information nor any opinion expressed constitutes an offer or an invitation to make an offer, to buy or sell any securities or other investment products related to such securities or investments.

This report document contained is subject to change without prior notice. Wasata assumes no responsibility to update the information in this report document.





Prepared by Financial Advisory Department

  
وساطة  
WASATA  
للأوراق المالية  
FINANCIAL SECURITIES

+974 44498880

[ramzi.qasmieh@Wasata.qa](mailto:ramzi.qasmieh@Wasata.qa)