



Daily Report for Ownership Changes

27th of February 2023 Session

Company									27-Feb			
	Qatari				GCC				Foreigners			
	Daily Chg.	Last 5 Sessions Chg.	Last 10 Sessions Chg.	Last 20 Sessions Chg.	Daily Chg.	Last 5 Sessions Chg.	Last 10 Sessions Chg.	Last 20 Sessions Chg.	Daily Chg.	Last 5 Sessions Chg.	Last 10 Sessions Chg.	Last 20 Sessions Chg.
QNBK	-156,610	-21,741,112	-26,050,630	-26,487,643	-1,000	-846	-20,048	179,961	157,610	21,741,958	26,070,678	26,307,682
QIBK	181,124	-1,360,153	-1,557,025	1,233,124	0	267	-9,696	-4,593	-181,124	1,359,886	1,566,721	-1,228,531
CBQK	573,703	202,720	-1,898,012	-3,164,999	0	0	0	-10,000	-573,703	-202,720	1,898,012	3,174,999
DHBK	687,285	-33,067,278	-28,475,630	-12,504,956	0	42,160	21,852	141,118	-687,285	33,025,118	28,453,778	12,363,838
ABQK	0	-10,000	-9,486	-3,378	0	0	0	0	0	10,000	9,486	3,378
QIIK	-60,897	-267,920	-1,270,572	-1,785,944	0	0	0	0	60,897	267,920	1,270,572	1,785,944
MARK	1,166,874	-42,348,867	-45,019,723	-34,440,690	-3,090	-76,541	-248,368	-216,601	-1,163,784	42,425,408	45,268,091	34,657,291
DUBK	-76,931	-6,021,041	#N/A	#N/A	0	51,018	#N/A	#N/A	76,931	5,970,023	#N/A	#N/A
QFBQ	25,709	954,151	-2,393,632	-4,685,955	-10,000	5,000	764,016	414,659	-15,709	-959,151	1,629,616	4,271,296
NLCS	-75,843	-897,133	936,849	1,990,285	-5,000	15,304	-65,427	-103,735	80,843	881,829	-871,422	-1,886,550
DBIS	-51,970	-15,734,285	-18,237,045	-17,775,412	-55,119	-59,398	182,710	254,273	107,089	15,793,683	18,054,335	17,521,139
QOIS	-22,493	126,278	-324,435	803,863	0	69,178	60,178	35,998	22,493	-195,456	264,257	-839,861
IHGS	94,129	8,740	281,912	-52,172	-308	-3,308	89,052	201,692	-93,821	-5,432	-370,964	-149,520
ZHCD	20,211	11,150	7,294	28,085	0	352	352	352	-20,211	-11,502	-7,646	-28,437
QGMD	-546,087	-151,109	448,002	3,463,059	44,914	44,914	363,375	191,987	501,173	106,195	-811,377	-3,655,046
SIIS	599,498	104,246	-823,395	-607,483	0	34,467	265,417	534,586	-599,498	-138,713	557,978	72,897
BLDN	-599,447	-1,013,507	-1,636,204	-1,533,206	0	-38,696	0	-16,603	599,447	1,052,203	1,636,204	1,549,809
MCGS	0	-5,913	91,558	-202,071	0	-10,000	-120,000	-52,762	0	15,913	28,442	254,833
QCFS	0	19,950	19,950	17,870	0	0	0	0	0	-19,950	-19,950	-17,870
QFLS	-144,469	-269,925	-2,141,424	-3,013,644	0	0	-1,959	-1,959	144,469	269,925	2,143,383	3,015,603
WDAM	-73,355	-97,657	-29,411	98,665	0	-350	-350	965	73,355	98,007	29,761	-99,630
MCCS	21,696	-541,868	-495,030	-329,743	764	76,997	74,431	101,889	-22,460	464,871	420,599	227,854
MERS	-4,720	1,639	-150,670	-56,531	0	0	-250	-250	4,720	-1,639	150,920	56,781
QIMD	-5,264	-18,251	44,200	18,530	0	-2,050	-23,475	-23,475	5,264	20,301	-20,725	4,945
QNCD	-485	-5,082	-185,677	254,293	0	1,487	5,492	19,499	485	3,595	180,185	-273,792

Company	القطريين				دول مجلس التعاون				27-Feb الأجنبي			
	Daily Chg.	Last 5 Sessions Chg.	Last 10 Sessions Chg.	Last 20 Sessions Chg.	Daily Chg.	Last 5 Sessions Chg.	Last 10 Sessions Chg.	Last 20 Sessions Chg.	Daily Chg.	Last 5 Sessions Chg.	Last 10 Sessions Chg.	Last 20 Sessions Chg.
	IQCD	-361,383	-977,604	1,565,552	-2,197,651	0	25,011	31,051	53,149	361,383	952,593	-1,596,603
QIGD	-139,501	-453,914	-349,939	-2,229,873	-18,000	48,660	41,553	-52,111	157,501	405,254	308,386	2,281,984
QEWS	139,138	-2,234,007	-2,066,998	-2,021,842	0	2,000	2,000	2,000	-139,138	2,232,007	2,064,998	2,019,842
AHCS	-110,863	-5,314	81,903	304,875	37,837	55,000	55,000	45,000	73,026	-49,686	-136,903	-349,875
GISS	74,951	1,500,351	6,207,294	12,073,404	-50,000	-41,271	-64,065	-141,639	-24,951	-1,459,080	-6,143,229	-11,931,765
MPHC	-82,624	-194,057	-739,333	-5,179,409	0	-4,000	-44,823	-38,596	82,624	198,057	784,156	5,218,005
IGRD	325,755	2,616,160	-3,647,909	-13,664,721	3,931	-357,260	-112,391	-132,025	-329,686	-2,258,900	3,760,300	13,796,746
QAMC	-361,274	-3,278,478	-5,992,853	1,513,717	-94,030	-88,919	-114,141	-636,457	455,304	3,367,397	6,106,994	-877,260
QATI	-474,957	-43,084,814	-43,330,551	-43,644,115	0	-20,000	-20,000	-20,000	474,957	43,104,814	43,350,551	43,664,115
DOHI	14,000	9,441	-56,451	11,663	0	0	0	0	-14,000	-9,441	56,451	-11,663
QGRI	20,000	18,128	-34,374	-183,524	0	0	0	0	-20,000	-18,128	34,374	183,524
AKHI	72,750	-267,114	-413,846	-498,285	0	0	0	0	-72,750	267,114	413,846	498,285
QISI	-15,645	2,778	6,819	-69,681	0	0	0	0	15,645	-2,778	-6,819	69,681
BEMA	1,300	-13,638	9,958	260,528	0	0	0	0	-1,300	13,638	-9,958	-260,528
QLMI	2,609	-1,373	-37,887	33,979	0	0	0	0	-2,609	1,373	37,887	-33,979
UDCD	15,594	-8,492,093	-8,582,092	-6,669,549	0	-31,730	8,270	83,390	-15,594	8,523,823	8,573,822	6,586,159
BRES	180,041	-63,254,478	-62,898,985	-64,553,486	0	-17,110	-12,101	-12,101	-180,041	63,271,588	62,911,086	64,565,587
ERES	451,905	4,291,050	1,276,916	5,034,719	0	0	-20,112	-28,635	-451,905	-4,291,050	-1,256,804	-5,006,084
MRDS	-896,771	2,125,309	-131,982	-973,598	89,771	-212,383	32,486	121,237	807,000	-1,912,926	99,496	852,361
ORDS	672,439	2,935,072	1,074,832	-395,654	-11,671	6,474	58,709	92,100	-660,768	-2,941,546	-1,133,541	303,554
VFQS	283,042	442,411	1,305,076	2,775,115	17,000	34,722	-1,817,718	-1,358,550	-300,042	-477,133	512,642	-1,416,565
QNNS	-66,023	-17,554,518	-17,899,688	-17,736,777	0	0	0	4,000	66,023	17,554,518	17,899,688	17,732,777
GWCS	3,837	283,959	903,585	2,149,121	0	-2,000	0	28,116	-3,837	-281,959	-903,585	-2,177,237
QGTS	-799,334	-2,215,131	-7,806,844	-12,602,528	-15,540	-30,040	-676,560	-779,080	814,874	2,245,171	8,483,404	13,381,608

Trading values by nationality for the last Session

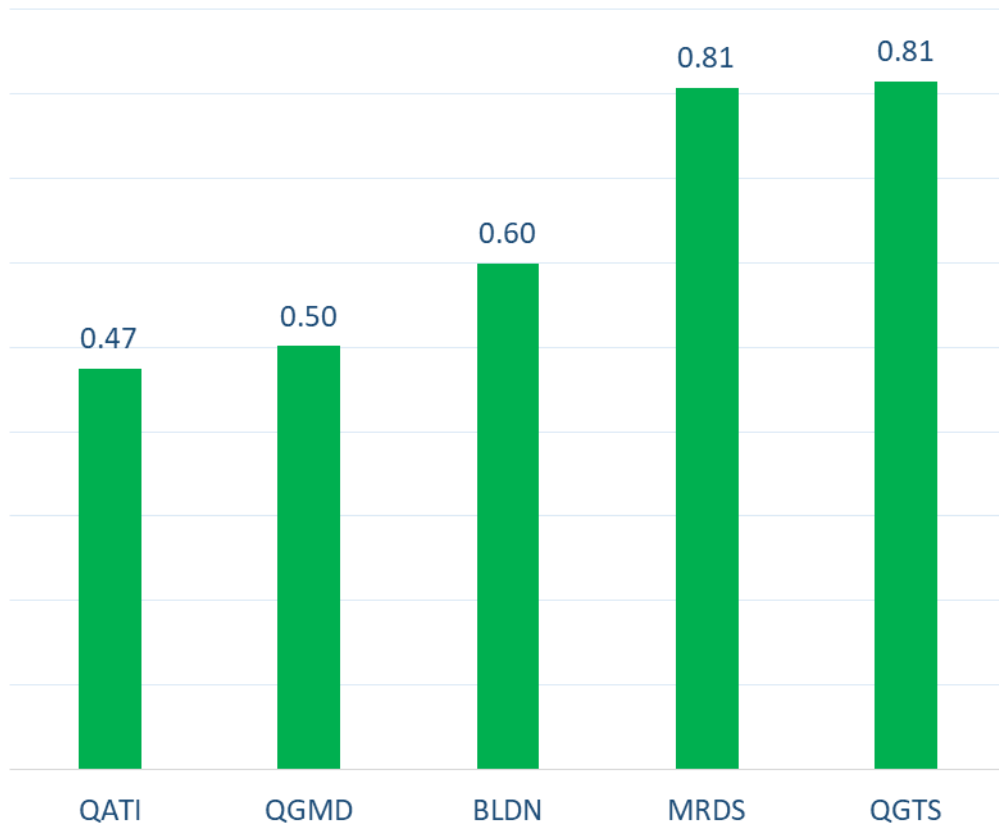
Nationality	Purchasing Value	Selling Value	Difference
Qataris	170.23	165.05	5.18
GCC	14.69	26.79	-12.10
Arab	31.48	32.80	-1.32
Foreigners	106.55	98.31	8.24
Total	322.94	322.94	0.00

In million QAR

Trading by nationality for the last Session

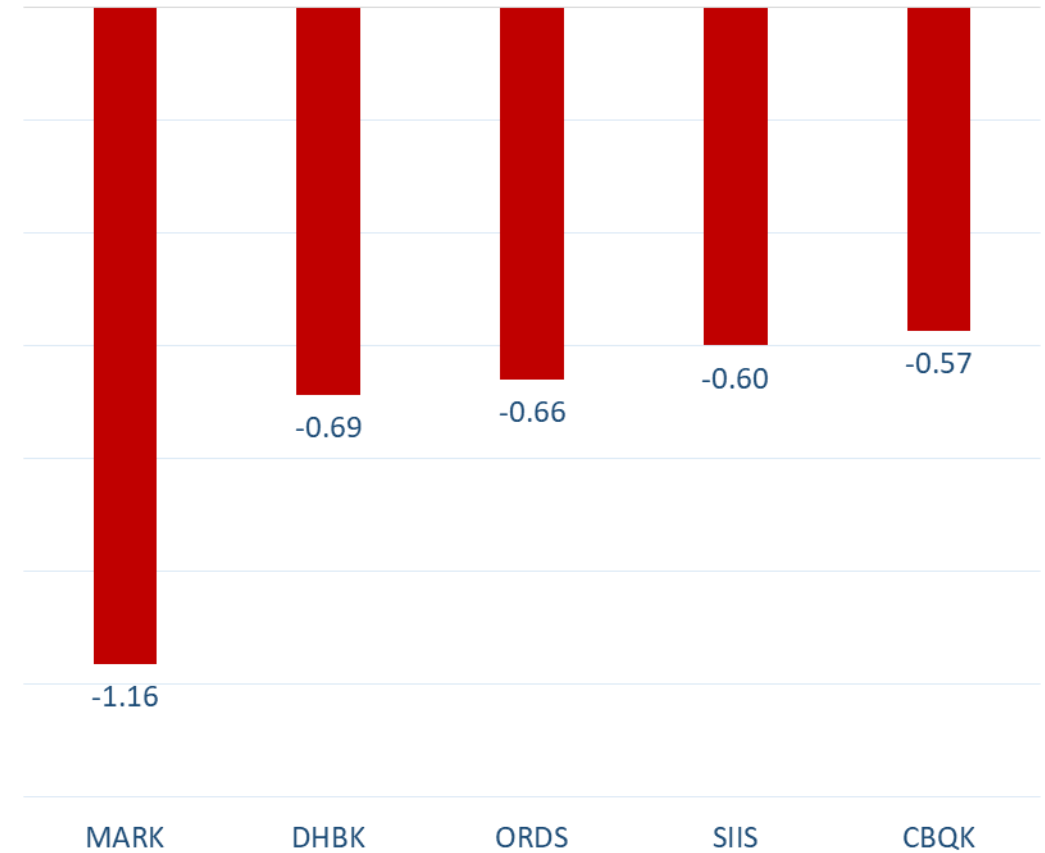
Nationality	Buy %	Sell %	Net
Qataris	52.71%	51.11%	1.60%
GCC	4.55%	8.30%	-3.75%
Arab	9.75%	10.16%	-0.41%
Foreigners	32.99%	30.44%	2.55%

Top 5 Companies bought (net) by **Foreigners** in the last session



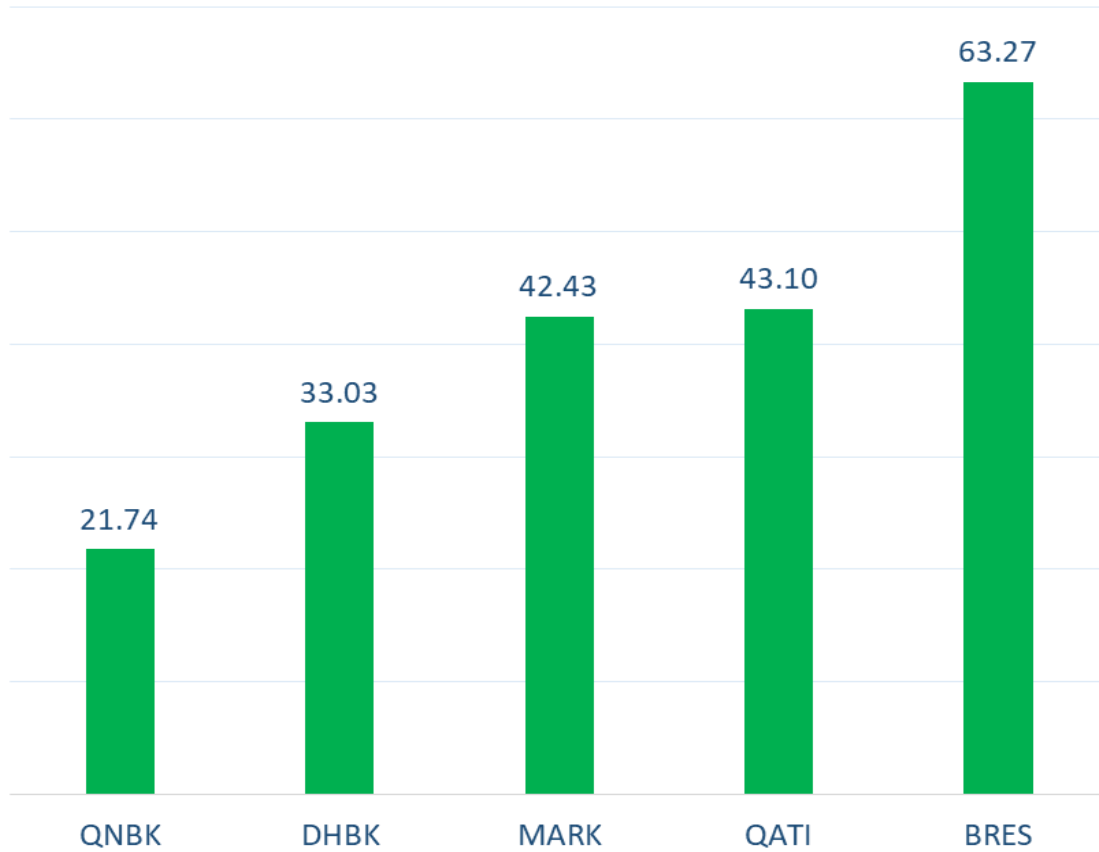
In million shares

Top 5 Companies sold (net) by **Foreigners** in the last session



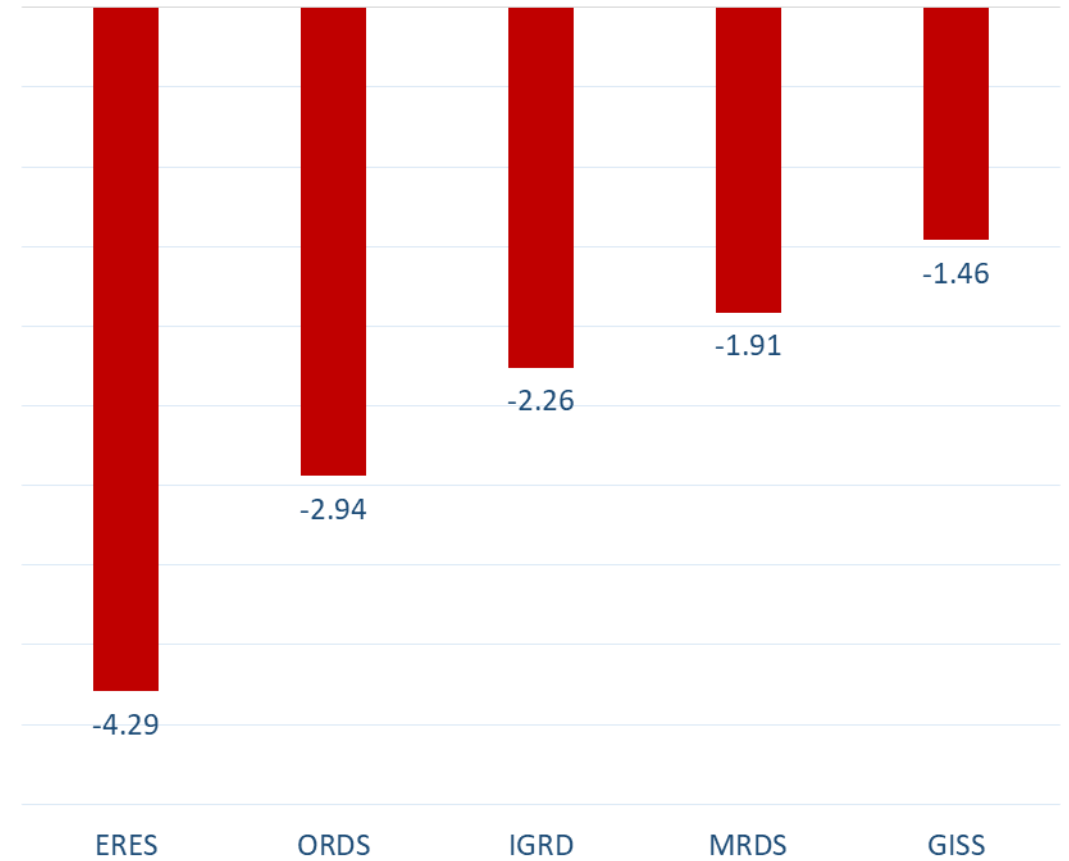
In million shares

Top 5 Companies bought (net) by **Foreigners** over the last week



In million shares

Top 5 Companies sold (net) by **Foreigners** over the last week



In million shares



The figures represent a change in the number of shares.

Daily Change: The net change between 27th and 26th of February trading sessions

Change for the last 5 sessions: The total daily net change for the last 5 sessions.


Change for the last 10 sessions: The total daily net change for the last 10 sessions.

Change for the last 20 sessions: The total daily net change for the last 20 sessions.

DISCLAIMER:

The information contained was obtained from various public sources believed to be reliable, but we do not guarantee its accuracy. Wasata Financial Securities makes no representations or warranties (express or implied) regarding the data and information provided and Wasata Financial Securities does not represent that the information content of this document is complete, or free from any error, not misleading, or fit for any particular purpose. This report document provides general information only. Neither the information nor any opinion expressed constitutes an offer or an invitation to make an offer, to buy or sell any securities or other investment products related to such securities or investments.

This report document contained is subject to change without prior notice. Wasata assumes no responsibility to update the information in this report document.



Prepared by Financial Advisory Department


للأوراق المالية
FINANCIAL SECURITIES

+974 44498880

ramzi.qasmieh@Wasata.qa